


TEXAS INSTRUMENTS HOME COMPUTER **PLATO[®] INTERPRETER** SOLID STATE CARTRIDGE AND SURVEY DISKETTES

PLATO is a trademark of Control Data Corporation, U.S.A.
PLATO courseware is manufactured under license by Texas Instruments Incorporated.
Copyright © 1982 Control Data Corporation. All rights reserved.

With the PLATO Interpreter Cartridge, you can use any of the PLATO courseware diskettes available for grades 3 through 12. The Survey Diskettes help you evaluate skills to select appropriate PLATO courseware in Basic Skills Mathematics, Reading, and Grammar.



PLATO® Interpreter Cartridge and Survey Diskettes

The PLATO® Interpreter Solid State Cartridge and Survey Diskettes are designed to be used only with the Texas Instruments TI-99/4A Home Computer. With the PLATO Interpreter cartridge, you can use any of the PLATO diskettes. The Survey Diskettes help you evaluate skills to select appropriate PLATO courseware in Basic Skills Mathematics, Reading, and Grammar.

Book developed and written by:
Staff members of Texas Instruments
Instructional Communications.

Copyright © 1983 by Texas Instruments
Incorporated.

Program and data base contents
copyright © 1982 by Control Data
Corporation, U.S.A. All rights reserved.
The PLATO Interpreter cartridge and
Survey Diskettes are manufactured
under license by Texas Instruments
Incorporated.

See important warranty information at
back of book.

Welcome to a new experience in learning! PLATO courseware was developed by trained educators in both basic and advanced subject fields. PLATO educational programs provide the most valuable features of computer-based learning and offer an educationally sound program

created to meet your individual needs.

With PLATO courseware, you interact with the computer on a one-to-one basis. The educational programs are self-paced and provide reinforcement that is both positive and immediate. The material is screen directed, so the computer tells you exactly what to do as you progress through a curriculum. In addition to these advantages, PLATO courseware is an exciting adventure intended to make learning a successful and enjoyable challenge.

PLATO® Courseware and the TI-99/4A Home Computer

With the Interpreter cartridge, you now have access to all the exciting PLATO courseware. To use PLATO courseware with the TI-99/4A Home Computer, you need:

- TI-99/4A Home Computer
- TI Monitor or television set
- TI Memory Expansion unit
- TI Disk Memory System (Disk Drive Controller and Disk Memory Drive)
- Peripheral Expansion System (if you have card-type peripherals)
- PLATO Interpreter Solid State Cartridge
- PLATO courseware packages and/or Survey Diskettes

PLATO courseware is a comprehensive educational program specially designed for people who seek to enrich their educational experience or who need more assistance in certain subject areas.

The following PLATO courseware curriculums are available.

Basic Skills Courseware
(Grades 3–8)

- Mathematics
- Reading
- Grammar


High School Skills Courseware
(Grades 9–12)

- Mathematics
- Reading
- Writing
- Science
- Social Studies

PLATO Basic Skills courseware emphasizes the development and refinement of skills commonly taught at the elementary level. The Basic Skills educational programs help you build the foundation for future, more advanced learning challenges. Difficulty increases with PLATO High School Skills courseware. The High School Skills curriculums offer you the opportunity to improve your knowledge of subject areas covered at the secondary level. Adults may find High School Skills courseware a rewarding means to prepare for the General Educational Development (GED) exam.

Before using the PLATO Interpreter cartridge and Survey Diskettes, make certain that all peripherals are properly attached and turned on. For additional information, see the manuals packaged with your peripherals.


1. Turn the computer ON and wait for the master title screen to appear.



3. Press any key to make the PLATO title screen appear.



2. Slide the PLATO Interpreter Solid State Cartridge into the slot on the console.



With the PLATO Interpreter cartridge, you can:

- Begin using the Basic Skills Survey Diskettes and Parent's Questionnaire to select the packages your child needs in Mathematics, Reading, and Grammar.
- Begin using the PLATO courseware packages of your choice by referring to each courseware manual for information and guidance in getting started.

Guidelines for Success

- Be sure the cartridge is free of static electricity before inserting it into the computer (See "Caring for the PLATO® Diskette and Cartridge.")
- To remove the cartridge, **first** return the computer to the master title screen by pressing **QUIT**. **Then** remove the cartridge from the slot. If you have any problem inserting the cartridge, or if it is removed from the slot while in use, please see "In Case of Difficulty."
- An error message appears if the TI Disk Memory System and Memory Expansion unit are not attached properly. In case of difficulty, see the manuals packaged with your TI Disk Memory System and Memory Expansion unit.
- An automatic reset feature is built into the computer. When a cartridge is inserted into the console, the computer returns to the master title screen. All data and program material you have entered are erased.

The Survey Diskettes and accompanying Parent's Questionnaire can help you decide which Basic Skills PLATO courseware packages your child needs. Survey sessions are recorded on each side of PLATO Survey Diskettes. (See the back of the

diskette sleeve for information about inserting a diskette.)

To Use the Survey on Side 1

1. If you have an external disk drive, place the PLATO Survey Diskette in the drive with the label for Side 1 facing up. If you have a Peripheral Expansion System with an internal disk drive, place the PLATO Survey Diskette in the drive with the label for Side 1 facing right.
2. Press **ENTER** to go to the PLATO Survey Diskette screen.
3. Follow the screen directions.

To Continue the Survey on Side 2

1. Press **QUIT** to return to the TI-99/4A master title screen.
2. Remove the diskette from the disk drive.
3. Turn the diskette to Side 2 and follow the screen directions.

To Change a Diskette During a Survey Session

1. Press **QUIT** to return to the TI-99/4A master title screen.
2. Remove the diskette from the disk drive.
3. Leave the PLATO Interpreter cartridge in the console slot.
4. Press any key to make the PLATO title screen appear.
5. Insert the diskette of your choice in the disk drive and press **ENTER** to go to the package title screen.

To End a Survey Session

1. Press **QUIT** to return to the TI-99/4A master title screen.
2. Remove the diskette from the disk drive.
3. Remove the PLATO Interpreter cartridge from the console slot.

To use the Parent's Questionnaire to evaluate your child's skills, first choose one of the Basic Skills Surveys in Mathematics, Reading, or Grammar. Then, locate the corresponding questions and score sheets. The questions for each program package in a curriculum are

labeled and divided by program package titles. Record your answers to the questions in the column *Your Response* in the Parent's Questionnaire. Then, have your child answer the questions on the Survey. Record the child's score on the score sheet under *Your Child's Score*.

1. Find the Survey you want on the diskette label and press any key to begin. The following information appears on the screen:

- A keyboard introduction. (To bypass this step, press the **SPACE BAR**.)
- Instructions for using the Parent's Questionnaire.

2. Press **ENTER** to continue to the menu for the Survey Diskette you have selected.

Which Basic Skills Reading test do you want to take?

1. Making New Words
2. Understanding New Words

Type 1 or 2

Press **QUIT** to leave.

3. Next, press the number of your selection.

Choose a program package test for Making New Words.

1. Basic Word Building
2. More Basic Word Building
3. Complex Word Building
4. Prefixes, Suffixes, and Compound Words
5. More Prefixes and Suffixes
6. Prefixes and Suffixes in Context

Press **BACK** for Reading subjects.

4. Have your child proceed with the Survey. When the score screen appears, record your child's score on the Parent's Questionnaire.

5. Evaluate the results of the Survey questions and decide which packages your child needs.

Texas Instruments also offers you the option of creating your own courseware.

This option uses the PCD2™ authoring system, which permits full utilization of color, graphics, animation, sound, and speech in structuring quality courseware. Write to the following address for information on how to gain access to PCD2 and author your own courseware for the TI-99/4A Home Computer.

Manager, Computer-Based Learning
Texas Instruments Incorporated
P.O. Box 10508, MS 5890
Lubbock, TX 79408

PCD2™ is a trademark of Control Data Corporation.

Diskettes and cartridges are durable devices, but they should be handled with the same care you would give any other piece of software media.

Information concerning use and service can be found in your *User's Reference Guide* and in the manuals packaged with your TI Disk Memory System, Memory Expansion unit, or Peripheral Expansion System.

Caring for the PLATO® Diskette and Cartridge

Keep the diskette and cartridge clean and dry. Place the diskette in its protective cover when not in use, and protect it from bending. Store the diskette in an upright position away from heat, cold, and magnetic sources.

Caution: The contents of a diskette or cartridge can be damaged by static electricity discharges.

Static electricity buildups are more likely to occur when the humidity of the air is low (during winter and in areas with dry climates). To avoid damaging the diskette or cartridge, touch any metal object (a doorknob, a desk lamp, etc.) before handling it.

If static electricity is a problem where you live, you may want to buy a special carpet treatment that reduces static buildup. These commercial preparations are usually available from hardware and office supply dealers.

In Case of Difficulty

If the diskette programs do not appear to be operating properly or if the screen message **SYSTEM ERROR** appears, return to the master title screen by pressing **QUIT**. When the disk drive stops turning and the red light goes out, withdraw the diskette. Press any key to make the PLATO title screen appear. Align the diskette with the opening of the disk drive, and carefully reinsert the diskette. Then, continue as before.

If the programs continue to operate improperly, return to the master title screen by pressing **QUIT**. Remove the diskette and the PLATO Interpreter cartridge. Next, turn the computer off and check to be sure that the peripherals are properly attached and turned on. If the peripherals are properly turned on, turn the computer on again. Align the cartridge with the cartridge opening and reinsert it. Press any key. Reinsert the diskette in the disk drive and then press **ENTER**. The diskette program should begin.

If the PLATO Interpreter cartridge is removed from the slot while the courseware is being used, the computer may behave erratically. To restore the computer to normal operation, turn the computer console off and wait a few seconds. Then, reinsert the cartridge and turn the computer on again.

Texas Instruments Incorporated (hereinafter referred to as "TI") provides this program and licenses its use in the United States. You assume responsibility for the selection of the program to achieve your intended results, and for the installation, use, and results obtained from the program.

License

You may:

- a. use the program personally on a single machine, but not for commercial purposes;
- b. copy the program into any machine-readable or printed form for back-up purposes in support of your use of the program on the single machine. Certain programs, however, may include mechanisms to limit or inhibit copying. They are marked "copy protected," in which case you are not granted the right to copy for back-up purposes; and,
- c. transfer the program and this license to another party if the other party agrees to accept the terms and conditions of this Agreement. If you transfer the program, you must at the same time either transfer all copies whether in printed or machine-readable form to the same party or destroy any copies not transferred.

You may not use, copy or transfer the program or any copy, except as expressly provided for in this license.

If you transfer possession of any copy of the program to another party, your license is automatically terminated.

Term

The license is effective until terminated. You may terminate it at any other time by destroying the program together with all copies. It will also terminate upon conditions set forth elsewhere in this Agreement or if you fail to comply with any term or condition of this Agreement. You agree upon such termination to destroy the program together with all copies.

Limited Warranty and Remedies

TI and Control Data Corporation (hereinafter "CDC") make no warranties, either express, or implied, with respect to the software described in this manual, its quality, performance, merchantability or fitness for any particular purpose. This software is licensed to the user on an "as is" basis. The entire risk as to its quality and performance is with the user (and not TI or CDC, their distributors or their retailers). The user assumes the entire cost of all necessary servicing, repair or correction and any special, incidental or consequential damages. In no event will TI or CDC be liable for direct, indirect, special, incidental or consequential damages resulting from any defect in the software even if they have been advised of the possibility of such damages. Some states do not allow the exclusion or limitation of implied warranties or remedies for special, incidental or consequential damages, so the above limitations or exclusion may not apply to you. This warranty gives you specific legal rights and you may also have rights which vary from state to state.

TI does not warrant that the functions contained in the program will meet your requirements or that the operations of the program will be uninterrupted or error free.

However, TI warrants the diskettes on which the program is furnished to be free from defects in materials and workmanship under normal use for a period of ninety (90) days from the date of delivery to you as evidenced by a copy of your receipt.

TI's entire liability and your exclusive remedy shall be:

1. the replacement of any diskettes not meeting TI's "LIMITED WARRANTIES AND REMEDIES" and which are returned to TI or an authorized dealer with a copy of your receipt; or,
2. if TI or the dealer is unable to deliver a replacement disk which is free of defects in materials or workmanship, you may terminate this Agreement by returning the program, and your monies will be refunded.

General

You may not sublicense, assign or transfer the license or the program except as expressly provided in this Agreement. Any attempt otherwise to sublicense, assign or transfer any of the rights, duties or obligations hereunder is void.

This Agreement will be governed by the laws of the State of Texas.

Should you have any questions concerning this Agreement, you may contact TI by writing to:

TI U.S. Consumer Products Group
2301 N. University, M/S 5829
Lubbock, Texas 79415.

You acknowledge that you have read this agreement, understand it and agree to be bound by its terms and conditions. You further agree that it is the complete and exclusive statement of the agreement between us which supercedes any proposal or prior agreement, oral or written, and any other communications between us relating to the subject matter of this agreement.

Texas Instruments Consumer Service Facilities

U.S. Residents:
Texas Instruments Service Facility
P.O. Box 2500
Lubbock, Texas 79408

Canadian Residents:
Texas Instruments Consumer Service
41 Shelley Road
Richmond Hill, Ontario, Canada
L4C5G4

Consumers in California and Oregon may contact the following Texas Instruments offices for additional assistance or information.

Texas Instruments Consumer Service
831 South Douglas Street
El Segundo, California 90245
(213) 973-1803

Texas Instruments Consumer Service
6700 Southwest 105th
Kristin Square, Suite 110
Beaverton, Oregon 97005
(503) 643-6758

Quick Reference Guide

The PLATO® Interpreter Solid State Cartridge and PLATO Survey Diskettes are designed to be used only with the TI-99/4A Home Computer. Important key sequences are summarized here for your quick reference.

FCTN 9 (BACK) Returns to information previously presented or to the menu screen.

FCTN 8 (REDO) Repeats the information just completed—available only with introduction to the keyboard.

FCTN 7 (AID) Provides additional information—available only with introduction to the keyboard.

ENTER Continues to the next screen.

FCTN 5 (←) Erases an entry, character by character.

FCTN - (QUIT) Returns to the master title screen.

Note: At the bottom of each screen is a list of the key sequences available for use on that screen. Only those key sequences that appear on a screen are functional except **QUIT**, which can be used at any time during a program.

The **ALPHA LOCK** must be in the **OFF** (up) position when using PLATO courseware.

Texas Instruments invented the integrated circuit,
the microprocessor, and the microcomputer.
Being first is our tradition.

© 1983 TEXAS INSTRUMENTS



TEXAS INSTRUMENTS
INCORPORATED
Dallas, Texas



**Ordering Plato
Back-Up Diskettes**

You may want to order back-up (duplicate) courseware or Survey Diskettes. The cost of each diskette is \$3.00 plus a charge of \$2.00 for shipping and handling. To order one or more duplicate copies of a program package, fill out this form. Include the package PHD number located on the diskette label. Send one form for each program package.

_____ Name _____
 _____ Address _____ (Apt #)
 _____ City _____ State _____ ZIP _____
 _____ Country _____
 _____ Title of Package _____ PHD # _____

_____	# of diskettes in program package
× \$3.00	Per diskette
_____	Subtotal
+ \$2.00	Shipping and handling
_____	Subtotal
× _____	# of duplicate copies
_____	Subtotal
+ _____	Texas Residents add 5% Sales Tax
_____	TOTAL Payment Enclosed

**Mail your check
or money order to:**

Consumer Relations
 Texas Instruments
 Incorporated
 P.O. Box 10508, MS 5828
 Lubbock, TX 79408