

# WEST PENN 99ERS NEWS

Volume 11 Number 11

October 1996

## SAYING GOODBYE

As most of you already know, Mickey will NOT be seeking another term as President of the West Penn 99'ers come election time in November.

Additionally, Mickey will NO LONGER act as Newsletter Editor, nor will her husband, Mike, act as the Assistant Newsletter Editor.

Make NO mistake! Mickey is NOT mad at anyone at the club. It is just time for her to take a much needed retirement, so that she can spend more time with those on the "HOME FRONT".

This means that there will be a lot of changes taking place in leadership, in the production of our newsletter and our By-Laws.

As Mickey does NOT wish to influence this NEW WAVE, she has asked Norm Rokke (our Vice-President), to preside over this CHANGING OF THE GUARD.

Hopefully our NEW GUARDS will have a report in our next newsletter.

## ENJOYING SOME FREEDOM

Although Mickey's club obligations have not changed as yet, she has already started to "FEEL THE FREEDOM" - and reports that it has been wonderful!

Some of this "FREEDOM" is taking place behind her own computer, where, after many years of receiving some VERY CREATIVE packages, envelopes and letters, she is finally finding some time to do some CREATIVE work herself.

Another aspect of Mickey's "FREEDOM" is having more time to spend with her husband, Mike.

Recently, BOTH Mike and Mickey have gotten motorcycles, and are enjoying the "FREEDOM" of the open road.

Currently, both Mickey and Mike have been attending SAFETY COURSES, and if all goes well, Mickey should pass her test on Sunday, October 13th.

All in all, Mickey "CAN'T WAIT" till her club obligations have come to a close.

## DEMOS SCHEDULED

Although it is ALWAYS Mickey's intention to demo EACH piece of software that our club intends to raffle off at our meetings, sometimes this is not possible due to special equipment needed for the demo, time restrictions, or lack of adequate knowledge of the software itself.

This month proves to be an EXCEPTION in that ALL of our scheduled demos WILL actually be demoed at our next meeting on Tuesday night, October 15th.

The following is a list of our scheduled demos...

- \* Son of the Disk of Dinosaurs
- \* Bride of the Disk of Dinosaurs
- \* Disk of the Old West
- \* Disk of Medieval Times
- \* The Label Maker

Note, all of the above software products are from Notung Software, except The Label Maker, which is from

DataBioTics.

In addition to the above demos, Mickey also hopes to SHOW OFF a few of the things that she has been doing lately with her computer.

All in all, this should prove to be quite an interesting meeting.

Please mark this date, October 15th, down on your calendars and plan on being in attendance.

Remember...

We ALL need to take part, IF we want to continue.

### INSIDE INFO

ITEM	PAGE
Club Information.....	2
For the Record.....	3
New Leadership.....	3
From Our Mailbox.....	4
West Penn Library.....	5
Printing a TIPS Label...6	
Printer Head Cleaning...6	
A Bit of Humor.....	7
West Penn High Scores...8	
National TI Scores.....	8
Putting It Together.....	9
Upcoming TI Shows.....	9
Membership Application.10	

# WEST PENN 99'ERS CLUB INFO

Next Meeting Date:      October 15 1996  
 Meeting Location:       Penns Woods  
                               Civic Association  
                               Just off Route 30  
                               N. Huntingdon, Pa  
 Time of Meeting:        7:00 P.M.



## GENERAL ITINERARY OF OUR CLUB'S MEETING

6:45 P.M.    Doors Open  
 7:00 P.M.    General Meeting  
 7:45 P.M.    Demos and New Info  
 8:45 P.M.    Questions and Answers  
 8:45 P.M.    One on One Help  
 8:45 P.M.    Socializing  
 10:30 P.M.  Doors Close

## MEETING HIGHLIGHTS FOR THIS MONTH

Son of the Disk of Dinosaurs ... Demo by Mickey Cendrowski  
 Bride of the Disk of Dinosaurs . Demo by Mickey Cendrowski  
 Disk of the Old West ..... Demo by Mickey Cendrowski  
 Disk of Medieval Times ..... Demo by Mickey Cendrowski  
 The Label Maker ..... Demo by Mickey Cendrowski

## LIST OF WEST PENN OFFICERS FOR 1996

President:	Mickey Cendrowski	412-265-5201
Vice-President:	Norm Rokke	614-264-6442
Treasurer:	Ed Mandich	412-824-5566
Recording Secretary:	Paul Brock	412-478-2754
Corresponding Secretary:	Paul Brock	412-478-2754
Librarian:	John Whelan	412-823-3312
Newsletter Editor:	Mickey Cendrowski	412-265-5201
Assistant Editor:	Mike Cendrowski	412-265-5201

The West Penn 99'ers Users Group is a Non-Profit organization, dedicated to encouraging the continued use of the TI-99/4A home computer.

Our membership fee is:

- \* \$15.00 per year for an INDIVIDUAL / FAMILY membership.
- \* \$10.00 per year for a NEWSLETTER ONLY membership.

Those having FULL memberships are entitled to the many extra benefits our club has to offer.


Some of those benefits are:

- \* Demos of the latest TI-99/4A software.
- \* Free copying of our West Penn 99'ers Disk Library.
- \* Latest T.I. news - Local - National - International.
- \* One on one help / Problem Solving.
- \* Participation in our Module Lending Library.
- \* Participation in our Video Lending Library.
- \* Ribbon re-inking - for just \$1.00 per ribbon.
- \* Various computer supplies - at a substantial savings.
- \* Participation in our Coke / Pepsi Wars.
- \* And ... entertainment by one of the biggest TI-99/4A supporters around.

We meet the third Tuesday of each month at the Penns Woods Civic Association in North Huntingdon, Pennsylvania, at 7:00 P.M.

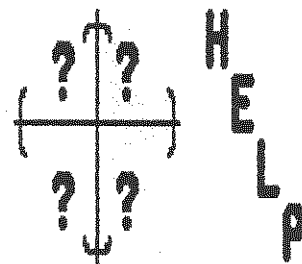
If you can't make it to our meetings ... at least become a NEWSLETTER member - and enjoy our NEW NEWSLETTER FORMAT - done ENTIRELY on a TI-99/4A computer.

SEE PAGE 10 FOR OUR WEST PENN MEMBERSHIP APPLICATION.



# FOR THE RECORD By PAUL BROCK SEPTEMBER MINUTES

## NEW LEADERSHIP AND NEW DIRECTIONS



At 7:13 P.M. the President called the meeting to order. The first thing after calling the meeting to order was to introduce the new members. I misplaced my notes and can't remember their names. Just to mention that Harrisburg and Industry and West Virginia were here. A representative from the Christian Academy also attended to express her thanks and also get another car load of goodies. Thanks were given to Jim Wiegand for fixing a printer for the Academy.

Recording Secretary reported no changes in the minutes. Corresponding Secretary was in touch with Dick Ohi and a few others by phone. The Treasurer's report was looking good. The Vice-President was not in attendance.

Mickey then passed around a few pictures of her and Mike with his and hers motorcycles. This is their new toy. Many stories were told about their bikes. Letters from members that were impressive were passed around to show how other members use their TI's.



Five software packages were given out as prizes: 1> E-Z KEYS PLUS, 2> GOFER, 3> SCREEN PREVIEW, 4>SGW, 5> MINI-MEMORY DIAGNOSTIC TESTS.



The President then turned the meeting over to me. The topic was HOW TO GET A NEWSLETTER OUT. There weren't any volunteers at this time. We also spoke again of the fact that we were going to continue as a club. We will be getting a newsletter out somehow! Until we get organized again, we will have a newsletter.

A -SPECIAL THANKS- volunteered and our dilemma.



goes out to all those who have those that are helping out with

Here's hoping

# HAPPY

that everyone has a

# & SAFE

See you on the 15th.

Until then....

My quill has run out of ink!



# HALLOWEEN

Just yet another reminder that Mickey's last meeting as Club President and Newsletter Editor will be the month of November.

Discussions have been taking place at both our August and our September meetings about the future of our club.

Once again, this discussion will continue at our October 15th meeting.

Please make it a point to attend this meeting and be prepared to help out when called upon.

Remember...

If YOU want the club to continue, then YOU need to do YOUR part in helping out.

UNOFFICIALLY, I believe that Paul Brock has volunteered to step forward as President and Recording Secretary.

UNOFFICIALLY, I believe that Ed Mandich has said that he would continue to act as our Treasurer.

These are the ONLY positions that I believe that someone has spoken up and said that they would do.

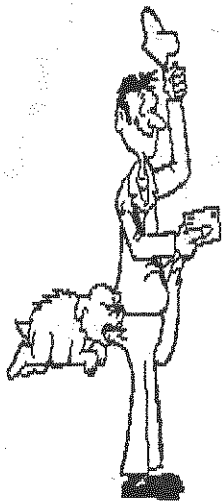
Since Vice-President Norm Rokke was not in attendance at last month's meeting, I am not sure as to his status in wanting to act as Vice-President for another term.

Additionally, there has been much discussion about downsizing the offices in the club.

(PERSONALLY, I think this discussion is just leading way because NO ONE wants to take over the RESPONSIBILITIES of any of the other offices!)

What will the future hold for the West Penn 99'ers?

Hopefully, we will continue, and that we will continue to be strong. (However, yours truly will no longer be running the show. The time has now come for someone else to take over the reins!)



# FROM YOUR MAILBOX

letters month after month after month.

Moving on...

Lets take a look at some of the TI Correspondence that I have been receiving lately.

The BIGGEST CHANGE in this category doesn't deal with content so much as it deals with STYLE.

What's this STYLE you ask.

STYLE is being CREATIVE in what you send.

This month alone I have received some VERY CREATIVE packages, envelopes and letters from...

Paul Brock  
Craig D. Burkey, Sr  
Bruce Harrison  
Ed Mandich

Keep up the good work guys, as it ALWAYS helps to INSPIRE yours truly...

And not to mention the fact that I LOVE to see ALL those many things that our TI-99/4A's can do!

Last, and certainly not least, this past month I have been swamped, beta-testing the many disks that Bruce Harrison has been sending to me in the mail.

As most of you know, I had high hopes of adding some additional routines to my Load Master program, but I lacked the knowledge to pull them off.

Well...

Low and behold, my prayers were answered.

Not only is Bruce helping me by sharing his knowledge but he is also making most of the programming changes himself.

What's more, Bruce has even ADDED some NEW features that I hadn't even thought of.

What this means is that the next release of Load Master should again include some pretty MAJOR changes, but ALL in keeping with the same flow and original intention of my first release.

One MAJOR change that you'll notice will be that of the title screen.

Because of Bruce's MAJOR contributions, I felt it only right that both Bruce and I should be co-authors of the program now.

Additionally...

ANY and ALL FAIRWARE contributions made for this version shall be equally split between Bruce and myself.

Some of the NEW or IMPROVED features of our next release include:

- \* Faster speed execution, once Load Master has been loaded.
- \* Greater accuracy in identifying files.
- \* The ability to identify more file types.

\* The ability to load and run Editor / Assembler Option 5 files.

\* The ability to load and run Editor / Assembler Option 3 files.

and...

\* Built in error-trapping routines.

All in all, we've added some pretty MAJOR changes to a program that has already proven to be something that most of us in the TI community have needed.

My PERSONAL THANKS to Bruce for all of the time that he has been putting into this program, helping to make this program the best that it could be.

Who knows, MAYBE I might even learn a thing or two about Assembly programming in the process...

But...

No matter how much I may learn in the process, I'd never be able to hold a candle to the expert, MR. BRUCE HARRISON.

When will this next release be made available to the public...

At this point, it's a little too early to tell, but I feel fairly confident that the next release will be made before the end of this year.

(Now, if only I could keep up with Bruce.....SMILES)

# WEST PENN LIBRARY REVIEW PART 3

The following information has been provided to give you a more in-depth look at what we have available in our West Penn 99'ers Disk Library.

These disks (as well as the rest of our disk library), are available for copying at all of our West Penn 99'ers monthly meetings.

This is YOUR disk library.

Feel free to copy as many of these disks as you like.

## DISK 0031

TIPS Pictures Disk 01 by Patrick Powell. This is a SS/SD Public Domain Disk which contains various TIPS pics. All files must be unarchived to use. Runs out of Extended BASIC. A TI compatible printer is recommended.

## DISK 0032

TIPS Pictures Disk 02 by Patrick Powell. This is a SS/SD Public Domain Disk which contains various TIPS pics. All files must be unarchived to use. Runs out of Extended BASIC. A TI compatible printer is recommended.

## DISK 0033

TIPS Christmas Disk by Ed Machonis. This is a SS/SD Public Domain Disk which contains various TIPS files especially designed for the Christmas Season. Runs out of Extended BASIC. A TI compatible printer is recommended.

## DISK 0034

Page Pro Pictures Disk 01 (author / source unknown). This is a SS/SD Public Domain Disk which contains various Page Pro 99 pics. Runs out of Extended BASIC. A TI compatible printer is recommended.

## DISK 0035

Page Pro Pictures Disk 02 (author / source unknown). This is a SS/SD Public Domain Disk which contains various Page Pro 99 pics. Runs out of Extended BASIC. A TI compatible printer is recommended.

## DISK 0036

Cassette Master distributed by the M.U.N.C.H. User Group. This is a DS/SD Public Domain Disk which contains various cassette utility programs written by various authors. Runs out of Extended BASIC.

## DISK 0037

Screen Dump by Danny Michael. This is a SS/SD Public Domain Disk which was designed so that you could dump any TI screen out to your printer at the press of a key. Runs out of Extended BASIC.

## DISK 0038

Newsletter Editor / Printer by Art Gibson. This is a SS/SD Fairware Disk which can be used to produce a newsletter. All files must be unarchived to use. Runs out of Extended BASIC. A TI compatible printer is recommended.

## DISK 0039

The Ultimate Accept At by Bruce Harrison. This is a SS/SD Public Domain Disk which contains an Assembly Language routine which can be incorporated into an Extended BASIC program. Runs out of Extended BASIC.

## DISK 0040

Sandwich by Bruce Harrison. This is a SS/SD Public Domain Disk which can be used to convert an Editor/Assembler Option #3 file into an Editor/Assembler Option #5 file. Runs out of Extended BASIC.

## DISK 0041

Time Calc by Bruce Harrison. This is a SS/SD Public Domain Disk which can be used to do almost any calculation involving time. Runs out of Extended BASIC.

## DISK 0042

The Star Trek Album by Ken Gilliland. This is a SS/SD Fairware Disk that contains various Star Trek graphics and various Star Trek music from the Star Trek years. Runs out of Extended BASIC.

# PRINTING A LABEL USING TIPS

By Mary Leard  
Dallas TI Home Computer Group

Put the TIPSLABEL disk in drive 1 and the disk with the image file you want to use in drive 2. The following shows what the on-screen prompts will say, and help you in answering them:

Select EXTENDED BASIC and the program will auto-load.

Select option #1 - TIPSLABEL.

The next screen will say to: PRESS ANY KEY TO PROCEED (have your printer turned on before you press any key).

ENTER DRIVE # FOR IMAGES: Press the #2 key.

ENTER 2 CHAR IMAGE PREFIX: (that is the name of the file that has the images).

For example: H2AZXXX.

It will show on the screen what key you pressed. After you press the second key it will say on the screen: OK I WILL LOOK FOR ?? whatever you pressed. If it finds the file it will load:

THE FILE NAME  
from ??  
to ??

CHOOSE:  
(L)ist (I)mage (B)ack (Q)uit

If you want an image on your label, press (I) for image.

The next prompt will say:

ENTER IMAGE NAME: \_\_\_\_\_. Enter the name of the image you want on your label.

For example: XMAS99.

The program will load the image. It will tell you on the screen what the image is. Then press any key to proceed.

The next screen will be:

CHOOSE:  
(L)ist (I)mage (O)ptions (B)ack (Q)uit

Press (O) for options.

YOUR OPTIONS:

CHOOSE:  
(T)ext(only) (I)mage(only) (D)o both (B)ack

Press (D) for do both.

TEXT OPTIONS:

CHOOSE:  
(N)ew (O)ld (L)ist (B)ack

Press (N) for new. The screen will be:

1  
2  
3  
4

CHOOSE:  
(A)cept (E)dit (N)ewfile (B)ack

Press (E) for edit. After you press E the cursor will appear on line #1. Type in what you want on the label, pressing ENTER at the end of each line.

Next screen:

CHOOSE:  
(E)dit (S)ave (P)rint

Press (P) for print.

The program will load in the image data.

CHOOSE:  
(L)abel (H)ead (P)ut (N)ewfile (I)mage  
(S)pace (B)ack

Press (L) for label.

ENTER NUMBER TO PRINT ?? Press ENTER.

CHOOSE STYLE:  
(W)idehead or (S)tandard

4 lines each. Press (S) for standard or (W) for widehead if you want the first line of the label to be printed in wide print.

After printing, press (B) for back, then (Q) for quit. That's all there is to it!

# PRINTER HEAD CLEANING

By Chuck Reinhard  
Long Island 99'ers Users Group

It takes only three things to get good dark print from your printer:

1. A properly adjusted printer
2. A good ribbon
3. A clean print head

The guide for the fine printer wires in the print head gradually gets clogged with a mixture of lint, ink, and oils from the ribbon. As this dirt builds up and dries out, the pin wires drag in the guide. The result is that you get light, low contrast print even from a new ribbon.

The following is a procedure for cleaning the print head that is quick, simple, and does not require removal of the print head.

Obtain an aerosol can of COLOR TV CLEANER (Radio Shack #164-2320 or equivalent). Make sure that the label states that it contains silicone, that it will not harm plastic and that it has a plastic tube to plug into the spray nozzle.

Power off the printer. Leave the paper in the printer, but remove the ribbon. Gently move the print head to the middle of the carriage.

Cut a two-inch square from a lint-free cotton handkerchief.

Fold the cut cloth over the top of itself a couple of times until it is about the width of your printer ribbon and about 4 layers thick.

Insert the cloth into the print head exactly where the ribbon was, between the pin guide and the ribbon shield. The cloth should not fit too tight.

Insert the tube into the aerosol spray cap. Put the end of the tube in contact with the cloth next to the pin guide of the print head and give a short, quick squirt to wet the cloth.

Turn on the printer and send a page of print to the printer (selftest can be used). Now move the cloth a little to one side to a clean spot. It may be necessary, to give the cloth another squirt of fluid and print out another page.

Remove the cloth from the print head and print a page (without the ribbon). If you see any printing on the paper, put the cloth back into the print head and repeat the whole process until the page prints clean.

Finally, install the ribbon and enjoy the improved printing.

## A BIT OF HUMOR FOR MY FELLOW TI-99/4A NEWSLETTER EDITORS

Taken from an old NANCY newspaper comic strip  
By Jerry Scott

Edited for this Newsletter  
By Mickey Cendrowski  
West Penn 99'ers

MICKEY:

Check it out!

The perfect newsletter!

Every page is right and left justified.

This is probably the neatest newsletter ever created.

LYNN:

You misspelled a bunch of words.

MICKEY:

Yeah, but they're NEATLY misspelled!

# WEST PENN 99'ERS SCORES

GAME TITLE	SCORE	JOYSTICK JOCKEY	TI CLUB	DATE
BACKSTEINE	141810	LYNN GARDNER	W/PENN 99	03/94
BIGFOOT	100850	FRANK ZIC	W/PENN 99	11/93
BLASTO	44880	MIKE CENDROWSKI	W/PENN 99	11/94
BURGER BUILDR	1000000	ELEANOR ZIC	W/PENN 99	03/94
BURGERTIME	82600	MICKEY CENDROWSKI	W/PENN 99	09/85
CENTIPEDE	301930	MICKEY CENDROWSKI	W/PENN 99	01/87
DIG DUG	262460	FRANK ZIC	W/PENN 99	03/94
ENTRAPMENT	3668	FRANK ZIC	W/PENN 99	11/93
HUSTLE	WON 52	ELEANOR ZIC	W/PENN 99	03/94
JUMPY	131900	ELEANOR ZIC	W/PENN 99	03/94
MICRO PINBALL	1776500	NORM ROKKE	W/PENN 99	05/87
MIDNITE MASON	27100	FRANK ZIC	W/PENN 99	11/93
MINEFIELD (A)	0:00:01	NORM ROKKE	W/PENN 99	08/94
(B)	0:00:05	NORM ROKKE	W/PENN 99	08/94
(C)	0:00:12	NORM ROKKE	W/PENN 99	08/94
(D)	0:00:31	NORM ROKKE	W/PENN 99	08/94
(E)	0:00:47	NORM ROKKE	W/PENN 99	08/94
(F)	0:01:27	NORM ROKKE	W/PENN 99	08/94
(G)	0:02:03	NORM ROKKE	W/PENN 99	09/95
(H)	0:02:19	NORM ROKKE	W/PENN 99	09/95
(I)	0:03:14	NORM ROKKE	W/PENN 99	02/96
(J)	0:03:51	NORM ROKKE	W/PENN 99	09/95
MUNCHMAN	202170	PAUL BROCK SR	W/PENN 99	09/87
PACMAN	153000	GARY TAYLOR	W/PENN 99	09/87
PARSEC	47300	MICKEY CENDROWSKI	W/PENN 99	09/87
POLE POSITION	57700	MICKEY CENDROWSKI	W/PENN 99	12/94
TI INVADERS	15930	PAUL BROCK SR	W/PENN 99	09/87
TI TRIS	2208	FRANK ZIC	W/PENN 99	11/93
TOMBSTNE CITY	31850	MIKE CENDROWSKI	W/PENN 99	11/94
TREASURE ISLD	37800	MIKE CENDROWSKI	W/PENN 99	10/94
TRIS (ASGARD)	8393	MICKEY CENDROWSKI	W/PENN 99	12/94

# NATIONAL TI GAME SCORES

GAME TITLE	SCORE	JOYSTICK JOCKEY	TI CLUB	DATE
BACKSTEINE	155900	STEVEN JAKABFY	OSHTI UG	09/95
BIGFOOT	290500	DAVID HANDLE	OZARK 99	01/95
BLASTO	44880	MIKE CENDROWSKI	W/PENN 99	11/94
BREAKTHROUGH	1850	RAY FRANTZ	VAST	11/93
BURGER BUILDR	1000000	ELEANOR ZIC	W/PENN 99	03/94
BURGERTIME	82600	MICKEY CENDROWSKI	W/PENN 99	09/85
CAR WARS	6050	JIM WAYNE	VAST	11/93
CENTIPEDE	301930	MICKEY CENDROWSKI	W/PENN 99	01/87
COLORS	1000000	HARRY HOFFMAN	CLEVELAND	03/95
DIG DUG	262460	FRANK ZIC	W/PENN 99	03/94
ENTRAPMENT	3668	FRANK ZIC	W/PENN 99	11/93
HOPPER	4031826	TOM BEERSMAN	OZARK 99	06/94
HUSTLE	WON 52	ELEANOR ZIC	W/PENN 99	03/94
JAWBREAKER	15025	JIM WAYNE	VAST	11/93
JUMPY	131900	ELEANOR ZIC	W/PENN 99	03/94
MICRO PINBALL	1776500	NORM ROKKE	W/PENN 99	05/87
MIDNITE MASON	27100	FRANK ZIC	W/PENN 99	11/93
MINEFIELD (A)	0:00:01	NORM ROKKE	W/PENN 99	08/94
(B)	0:00:05	NORM ROKKE	W/PENN 99	08/94
(C)	0:00:12	NORM ROKKE	W/PENN 99	08/94
(D)	0:00:31	NORM ROKKE	W/PENN 99	08/94
(E)	0:00:47	NORM ROKKE	W/PENN 99	08/94
(F)	0:01:27	NORM ROKKE	W/PENN 99	08/94
(G)	0:02:03	NORM ROKKE	W/PENN 99	09/95
(H)	0:02:19	NORM ROKKE	W/PENN 99	09/95
(I)	0:03:14	NORM ROKKE	W/PENN 99	02/96
(J)	0:03:51	NORM ROKKE	W/PENN 99	09/95
MOON PATROL	73150	NIKE SEALY	W/PENN 99	03/94
MUNCHMAN	202170	PAUL BROCK SR	W/PENN 99	09/87
PACMAN	153000	GARY TAYLOR	W/PENN 99	09/87
PARSEC	47300	MICKEY CENDROWSKI	W/PENN 99	09/87
PKR SOLITAIRE	3790	JACKIE REMENSKI	VAST	11/93
POLE POSITION	57700	MICKEY CENDROWSKI	W/PENN 99	12/94
SUPER YAHTZEE	615	JACKIE REES	VAST	11/93
THE ATTACK	31800	JIM WAYNE	VAST	11/93
TI INVADERS	15930	PAUL BROCK SR	W/PENN 99	09/87
TI TRIS	2208	FRANK ZIC	W/PENN 99	11/93
TOMBSTNE CITY	154400	DANNY MCGUIRE	OZARK 99	11/94
TRN SOLITAIRE	351	CAROL HOFFMAN	CLEVELAND	03/95
TREASURE ISLD	37800	MIKE CENDROWSKI	W/PENN 99	10/94
TRIS (ASGARD)	8393	MICKEY CENDROWSKI	W/PENN 99	12/94



# PUTTING IT TOGETHER FILES THAT IS...

By Tom Jakabfy  
Oshawa Users Group

There are alot of times that you might use a wordprocessor and want to "patch" a lot of text from different files into a finished document. I have this problem every newsletter. Using FUNNELWEB (or TI Writer) makes the solution easy.

Let's suppose that we have two files and we want to load several parts and have one file to save under a third name. The names of the files are simply FILE1, FILE2 and NEW.

First we can view the lines that we want using Show Directory. This is handy because we can see the actual line numbers. This is what makes the TI text editing the BEST there is ... yes, even easier to use than Word Perfect.

To load the lines we desire we type in (after the LoadFile (LF)) prompt the following:

```
21 40 DSK1.FILE1
```

This loads the lines 21 to 40 into our text screen. To add the lines 145 to 180 to this at the end, we again go to LF and enter the following:

```
E 145 180 DSK1.FILE1
```

This APPENDS the lines 145 to 180 at the END of the first 20 lines that we entered.

Now lets suppose that we want to INSERT some lines from FILE2 after line 20 of the new file. This is what we do. Again enter the command line and after entering LF we enter:

```
20 204 290 DSK1.FILE2
```

This will INSERT the lines 204 to 290 after line 20 of the new file.

Just remember that the FIRST NUMBER is WHERE we want to INSERT and the next two numbers are your MERGED LINES.

To INSERT lines at the BEGINNING of the new file use 0 for your first line number.

And remember...

DON'T forget to SAVE the new file: (SF then DSK1.NEW).

## UPCOMING TI SHOW INFORMATION

14th Chicago TI International World Faire  
November 9, 1996

Evanston Public Library  
Evanston, Illinois

Contact: Hal Shanafield, Faire Chairman at 847-864-8644 or write to him c/o Chicago Users Group, P.O. Box 7009, Evanston, IL 60204-7009.

Fest West '97  
April 5, 1997

San Jose Civic Auditorium  
San Jose, California

Contact: Fest West '97, c/o Don O'Neil, 3297 Woody Lane, San Jose, CA 95132, or call 408-934-0352.

Multi Users Group Conference  
May 23 and 24, 1997

Ohio State University  
Lima Campus  
Lima, Ohio

Contact: Charles Good, P.O. Box 447, Venedocia, OH 45894, or call, 419-667-3131, or Email at, good.6@osu.edu.

# WP MEMBERSHIP APPLICATION

Name \_\_\_\_\_  
Address \_\_\_\_\_  
City \_\_\_\_\_ State \_\_\_\_\_ Zip \_\_\_\_\_

Please Check One

Newsletter Membership  
No Library Privileges  
\$10.00 Per Year

Full Membership  
Library Privileges  
\$15.00 Per Year

Complete and Return To

Ed Mandich, 304 Chicora St., East McKeesport, Pa 15035

THIS NEWSLETTER WAS COMPOSED IN IT'S ENTIRETY  
USING A TEXAS INSTRUMENTS TI-99/4A COMPUTER

NEXT

**MEETING      OCTOBER 15th      7:00 P.M.**

**WEST PENN 99'ERS  
c/o Mickey Cendrowski  
100 Pine Street  
Russellton, Pa 15076**

**S  
T  
P**

**NEWSLETTER EDITORS  
Please note new address  
and update your mailing list**

**FIRST CLASS MAIL**

**LABEL**

**FIRST CLASS MAIL**