

WEST PENN 99ERS NEWS

Volume 10 Number 5

February 1995

MORE WINDOWS

By John H. Bull
K-Town 99'ers

Thanks to Tom Moran's article in the VAST newsletter and Bill Sheridan's reprinting of it and his demo at the September meeting, I have had a busy and interesting time on the TI. The challenge was to use the instant speed of Assembly Language and put it in a program that will make it convenient to use windows in almost any Extended Basic program.

The result is a demo program, similar to Moran's, but with the A/L buried in it using ALSAVE. It allows a choice of window frame styles, "open" or "tight" lines or some other character. It will place a window anywhere on the screen that you choose, make it any size up to the full screen, and let you put text or data inside the window. Finally, like Moran's program, it will erase the window and replace the original contents of the screen - but instantly!

To use it to enable windows in an Extended Basic program, you delete all this program except one vital line, 10, and merge your

own program to it. You then use CALL LINK("FRCH",A) in your program to define the window frame characters, (ASCII 128 to 135) and CALL LINK("WIND",A,C,N,L) to place a window at row A, column C, N lines high, and L spaces wide. This also saves the original screen content and restores it with CALL LINK("REWIND").

You can do almost anything to the program, DEL, EDIT, MERGE, etc., but you CANNOT RESequence it. I tried to add it to CONTRACT BRIDGE, but the graphics in that program uses so many ASCII codes that 128 - 135 were not available for the windows.

The program, ALWIND, is freely available, but not practical to list in the newsletter. It will be available for demo and copies at the October meeting.

John H. Bull

PRESIDENT'S NOTES

I was so impressed with the above article, that I decided to write to John Bull of the K-Town 99'ers, to

see if our club could obtain a copy of his program.

What follows is John's response to my letter.

Since the article in our K-Town 99'ers Newsletter I have worked on ALWIND. It now makes up to 6 windows. Here is the current disk. WINDOCS will tell you all about it. Note that WINDOCS is two FULL pages.

I am delighted that you plan to use it at your meeting; the more people the better. I just want it to be useful. The cost is fully covered by \$1.00, so here is one back.

It would be really good if you could let me have the reaction of your group. Do you have some active programmers?

OUR REACTION

CONGRATULATIONS JOHN! on a program which was very well written and documented. Many of our members were so impressed that they took home a copy of your disk. Two of our resident programmers hope to be able to use it in programs that they are currently working on. - THANKS AGAIN, JOHN! -

SNOW?


Please call Mickey Cendrow ski at 412-265-5201 before venturing out to our meeting on February 21st, just in case the meeting is cancelled, due to weather conditions.

INSIDE INFO

ITEM	PAGE
Club Information.....	2
For the Record.....	3
Costume Piece.....	3
Three Men.....	3
Help Wanted.....	3
Updating the Membership.....	4
Pres. Appreciation.....	
From Our Mailbox.....	
News Via Ma Bell.....	
Library News.....	
A Closer Look.....	
What's On That Disk?....	
West Penn High Scores...	
National TI Scores.....	8
Want Ads.....	9
For Sale.....	9
Sold.....	9
Lost.....	9
Show Dates.....	9
New SIG.....	9
Coming Attractions.....	9
Membership Application.	10

WEST PENN 99'ERS CLUB INFO

Next Meeting Date: February 21, 1995
 Meeting Location: Penns Woods
 Civic Association
 Just off Route 30
 N. Huntingdon, Pa
 Time of Meeting: 7:00 P.M.



GENERAL ITINERARY OF OUR CLUB'S MEETING

6:45 P.M. Doors Open
 7:00 P.M. General Meeting
 7:45 P.M. Demos and New Info
 8:45 P.M. Page Pro 99 SIG
 8:45 P.M. One on One Help
 8:45 P.M. Socializing
 10:30 P.M. Doors Close

MEETING HIGHLIGHTS FOR THIS MONTH

Latest T.I. News - Software Discounts - And Show Reports
 Latest News Concerning Our West Penn 99'ers Disk Library
 A First-hand Look At How Our NEW Newsletter Is Being Done
 Creating Cards For Any Occassion - Using Your TI-99/4A
 Page Pro 99 SIG - Immediately Following The Main Meeting

LIST OF WEST PENN OFFICERS FOR 1995

President:	Mickey Cendrowski	412-265-5201
Vice-President:	Nora Rokke	614-264-6442
Treasurer:	Lynn Gardner	412-835-4384
Recording Secretary:	Paul Brock	412-478-2754
Corresponding Secretary:	Paul Brock	412-478-2754
Librarian:	John Whelan	412-823-3312
Newsletter Editor:	Mickey Cendrowski	412-265-5201
Assistant Editor:	Ralph Vasko	412-379-8762

The West Penn 99'ers Users Group is a Non-Profit organization, dedicated to encouraging the continued use of the TI-99/4A home computer.

Our membership fee is:

- * \$15.00 per year for an INDIVIDUAL / FAMILY membership.
- * \$10.00 per year for a NEWSLETTER ONLY membership.

Those having FULL memberships are entitled to the many extra benefits our club has to offer.


Some of those benefits are:

- * Demos of the latest TI-99/4A software.
- * Free copying of our West Penn 99'ers Disk Library.
- * Latest T.I. news - Local - National - International.
- * One on one help / Problem Solving.
- * Participation in our Module Lending Library.
- * Participation in our Video Lending Library.
- * Ribbon re-inking - for just \$1.00 per ribbon.
- * Various computer supplies - at a substantial savings.
- * Participation in our Coke / Pepsi Wars.
- * And ... entertainment by one of the biggest TI-99/4 supporters around.

We meet the third Tuesday of each month at the Penns Woods Civic Association in North Huntingdon, Pennsylvania, at 7:00 P.M.

If you can't make it to our meetings ... at least become a NEWSLETTER member - and enjoy our NEW NEWSLETTER FORMAT - done ENTIRELY on a TI-99/4A computer.

SEE PAGE 10 FOR OUR WEST PENN MEMBERSHIP APPLICATION.



FOR THE RECORD BY PAUL BROCK SR.

JANUARY 1995

The meeting started a little early, as everyone glanced at their watch. It was 7:05 when Mickey started with special announcements. The treasurer's report was very good. The library is coming along, but John put a bug in the disk copying. (Everything worked out just fine, though). Norma got a new answering machine, & he had a few bugs before he could read his messages.



There was a lot of talk about Pepsi, Coke, Mountain Dew, and other sodas.

In 1994 we had 28 full members, 8 newsletter members and mail-exchange newsletters. Our goal is to send out a total of 122 this year. (You'll have to ask Mickey how come up with that). A lot of talk about Skip Park & his new program. We tried to help with debugging his program but failed. Keep up the good work Skip.



John Willforth's name was mentioned in a letter we recently received (although we haven't seen John in quite a while). We sure miss having hardware demos!

WANTED new members for the coming year. If your club is quitting and you are looking for support the **WEST PENN 99ERS** ARE HERE FOR YOU!

RANCHARGED COMPUTERS provided us with one of the demos for the evening. If you need something, Rancharged Computers is the place to check.

There were four prizes for our raffle. The rinking was good for another large amount. Art has some 3 1/2 disks at a good price. There was lots of Pepsi, Coke, and coffee for everyone. The meeting was over and Bob Sodusky was locking the doors at 9:00. Later.

COSTUME PIECE

Answer to last month's puzzle.

First place went to Nancy and Bob, who were dressed as schoolgirls.

Second place went to Julie and Phil, who were dressed as babies.

Third place went to Mandy and Steve, who were dressed as nurses.

Fourth place went to Zoe and Tim, who were dressed as tramps.

Fifth place went to Lucy and Mike, who were dressed as clowns.

THE FEW THE PROUD THE SOMEBODY

BE A SOMEBODY
VOLUNTEER NOW

THE WEST PENN 99'ERS NEED YOU!

Had a little bit of space le vah d'I thguoht I os ereh tf e a little fun showing off s .serutaef s'orP egaP fo eno

HEY JOHN...

I need the solution to your puzzle from last month. Please mail it to me. OK.

WANTED

Individuals to contribute about one hour of their time, once a month, to write an article for their club's newsletter.

No experience necessary.

Topics for articles are your choice, just as long as they pertain to the TI-99/4A.

Flexible hours.

Benefits too numerous to mention.

To apply, submit your article to Mickey Cendrowski at any one of our regular West Penn 99'ers meetings, or mail them to her at the following address:

Mickey Cendrowski
180 Pine Street
Russellton, Pa 15076

A note to our long distance members...

P-L-E-A-S-E stay in touch.

We love hearing from you!


UPDATING THE MEMBERSHIP

The West Penn 99'ers would like to acknowledge the following members for renewing their memberships for the 1995 season...

- Mickey and Mike Cendrowski
- Oliver Herbert
- Dick Ohi
- Norm Rokke
- Leon Sienkiewicz

This brings our 1995 membership count up to 14 members.

Remember...



Please see Lynn Gardner, our West Penn 99'ers Treasurer, to renew your membership.

If you can't make it to our meetings...at least become a NEWSLETTER member - and enjoy our NEW NEWSLETTER FORMAT - done ENTIRELY on a TI-99/4A computer.


See page 10 for our West Penn membership application.

Remember...EVERYONE makes a difference!



THE PRESIDENT'S APPRECIATION

Thanks go this month to our Recording Secretary and our Corresponding Secretary, Paul Brock, a.k.a. Page Pro Paul for mailing me the minutes of our last meeting on disk in Page Pro format. Nice work Paul!



FRAMILLIBOX

This month, while reading our Exchange Newsletters from other TI Clubs, I've noticed two similarities.

First - more and more clubs are producing their newsletters using Page Pro 99.

Second - many clubs are reprinting "older" articles.

Guess you could say that our own club fits right into the "NORM" of things, at this stage of our existence in the TI Community!



NEWS VIA MA BELL

This month the phone lines have been fairly quiet.

Guess everyone is still recovering from the holidays!

Hopefully I will have something to report in this column next month!



A CLOSER LOOK

CODE WAR

Five agents and their identifying codes have been exposed by a foreign power.

The message has been sent back to base in the form of a riddle.

Can you work out each agent's full name and the combination of letter and number making up the code of each?

A's number is U's plus 2:

B's is more than A and L

And goes with Bull but not with Bill.

L is Mel and Phil is Hill.

Dobbs is 7, Bob is 6, 9 is neither Dick or Hicks.

Hobbs is the last name of one of the agents.

Code letters are A, B, L, and U.

Numbers are 5, 6, 7, 8, and 9.

LIBRARY NEWS

John Whelan is still working hard on getting our disk library cataloged.

Please do what you can to help John accomplish this MONUMENTAL TASK!

Remember...

Our West Penn 99'ers disk library is available at ALL of our West Penn 99'ers meetings.

There is NO CHARGE for disk copying and there is NO LIMIT to the number of disks you may copy.

This is YOUR disk library.

If you need assistance in finding a particular program, ASK!

ANSWERS...

...NEXT MONTH

WHAT'S ON THAT DISK?

Copyright February 21, February 27, April 4, 1994

By Martin A. Smoley
6149 Bryson Drive, Mentor, Ohio 44060-2324

and member of the Ohio North Coast 99'ers

Due to some questions at our last meeting I decided to give everyone some info about the files and programs you might encounter on a library disk from our library. I am referring to the names, numbers and characters found when cataloging a disk and what they might mean. This is not new information and it may not be complete or completely accurate, it's merely a starting point for your investigation. The first thing you need when you encounter an unfamiliar disk is a directory. (Disk printout, as seen here). You can get this with DM-1000 or FunnelWeb's SD function. I normally use FunnelWeb (FWb) because it tells you if the program is Extended Basic (XB) or Editor Assembler (EA), and that's half the battle. If you learn this without FWb, you will appreciate it more later.

On the top line of the Dir you find the diskname, the amount of storage space remaining Free on this disk, and the space already used. The diskname may be important on disks for Microsoft Multiplan (which is TAMP), but most times it is not important. The total amount of space on the disk (Free and Used) is important. A SS/SD drive holds 360 sectors, a DS/SD holds 720, and a DS/DD drive holds 1440 sectors. If you know that you have SS/SD drives and you receive a disk with a total of 720 or 1440 sectors, you should recognize that you will probably not be able to get any of the data off this disk. You will need the help of someone with DS/SD or DS/DD drives.

The first file on this disk is a DV80, DIS/VAR 80 or Display Variable 80 format, they all mean the same thing. A DIS/VAR 163 file can perform work as a Transliterate (TLS) file or printer drivers, but a DIS/VAR 80 file is a word processing type text file used by TI Writer (TIW), Fwb, etc. You can use FWb to both catalog your disk and load, read and print any of the DIS/VAR 80 or DIS/FIX 80 files on this disk. One of the more important functions of DIS/VAR 80 files (named README or DOC) on a disk is that authors place instructions on their programs in these files. The first thing you should do is look at all the DIS/VAR 80 files to see if there is any information to help you START or run the programs. In this case DEMODOC is probab-

EXT-7/9/88 Free 235 Used 1205
Filename Size Type/No 60 P

```

1PART_EMPH      2 DIS/VAR  80 U
7/20/86SX1     34 PROGRAM   U
7/20/86SX2     34 PROGRAM   U
7/20/86SX3     34 PROGRAM   U
7/20/86SXB     34 PROGRAM   U
AT-ADRS        3 PROGRAM   U
CAL-LBP8       37 PROGRAM   U
CFG814         27 PROGRAM   U
CHARR1         5 PROGRAM   U
CNTALCNVRT     6 DIS/VAR  80 U
CNVRTBACK      3 DIS/VAR  80 U
DEMO10BJ       28 DIS/FIX  80 U
DEMODOC        42 DIS/VAR  80 U
DISKLIB4/C     9 DIS/VAR  80 U
DISKLIB4/D     34 INT/FIX 104 U
DISKLIB4/S     3 INT/FIX 255 U
FILEREADER     63 INT/VAR 254 U
HEX/DEC        5 PROGRAM   P
LOAD           31 PROGRAM   U
MAIL/TI-87     32 PROGRAM   U
MANAGER        98 PROGRAM   P
MAS-ADRS       3 PROGRAM   U
MENU           29 PROGRAM   U
MG             33 PROGRAM   U
MH             31 PROGRAM   U
MS-ADRS        3 PROGRAM   U
NEW/SYS/2      34 PROGRAM   U
NO/DR/EXB      2 PROGRAM   U
QUICK/CATP     11 PROGRAM   P
README4/89     38 DIS/VAR  80 U
ROS10/8/93    33 PROGRAM   U
SYSCON         6 PROGRAM   U
TAGS_NOCO     97 INT/FIX 150 U
TLS            3 DIS/VAR  80 P
XBFUNCT       11 DIS/VAR 163 U

```

ly where you will find out about DEMO10BJ.

DIS/FIX 80 files can be looked at or printed using FWb or TIW. If you pull one into FWb, you might see a mish-mosh of chaos of numbers and characters that mean nothing to you. This would be an Assembly language program that could be run with an E/F cartridge under Option 3. After firing up your E/A Cartridge and selecting Option 3 (with this disk in drive 1), you enter BSK1.DEMO10BJ then press enter. "DEMO10BJ is the only E/A 3 program you will see on the left." When asked for a File Name, you will need to know the word that starts the program. In some cases you can just press enter or try some words like START, RUN or GO. If there are no other files and you are not familiar with an E/A program, I recommend that you leave it alone. E/A programs can mess up your AF disk, or even files on floppy disk if it starts up and takes over your system.

Part 2 - This is a continuation from last month. You need to read the pages consecutively to understand me. "On the other hand, some people say it is impossible to understand me anyway." I have added BX and EA to the Dir listing on the next page to represent what you would see if the listing were made with the SD function of FunnelWeb. Comparing this listing to my previous one should make this self evident. In Part 1, while discussing DIS/FIX 80 files that were actually EA Option 3 programs, I said, "If there's no documentation or you are not familiar with ar

Continued on page 6

Continued from page 5

EXT-7/9/88 Free 235 Used 1205
Filename Size Type/No 60 P

Filename	Size	Type/No	60 P
IPRNT_EMPH	2	DIS/VAR	80 U
7/20/86SX1	34	PROGRAM	U
7/20/86SX2	34	PROGRAM	U
7/20/86SX3	34	PROGRAM	U
7/20/86SXB	34	PROGRAM	U
AT-ADRS	3	PROGRAM	BX U
CAL-LBP8	37	PROGRAM	BX U
CFG814	27	PROGRAM	EA U
CHARA1	5	PROGRAM	U
CNTRLCNVAT	6	DIS/VAR	80 U
CNVRTBACK	3	DIS/VAR	80 U
DEMO10BJ	28	DIS/FIX	80 U
DEMODOC	42	DIS/VAR	80 U
DISKLIB4/C	9	DIS/VAR	80 U
DISKLIB4/D	34	INT/FIX	104 U
DISKLIB4/S	3	INT/FIX	255 U
FILEREADER	63	INT/VAR	254 U
HEX/DEC	5	PROGRAM	BX P
LOAD	31	PROGRAM	BX U
MAIL/II-87	32	PROGRAM	BX U
MANAGER	98	PROGRAM	P
MAS-ADRS	3	PROGRAM	BX U
MENU	29	PROGRAM	EA U
MG	33	PROGRAM	EA U
MH	31	PROGRAM	EA U
MS-ADRS	3	PROGRAM	BX U
NEW/SYS/2	34	PROGRAM	U
NO/DR/EXB	2	PROGRAM	BX U
QUICK/CATP	11	PROGRAM	BX P
README4/89	38	DIS/VAR	80 U
ROS10/8/93	33	PROGRAM	U
SYSCON	6	PROGRAM	U
TAGS_NOCO	97	INT/FIX	150 U
TLS	3	DIS/VAR	80 P
XBFUNCT	11	DIS/VAR	163 U

some signs to help determine what they are. 7/20/86SX1 through SXB are Gram Kracker EA files, and have their own characteristics. First, SD doesn't know what they are, (there is no marking in the column where BX and EA are found), this means they are probably special, in some way. Next, there are several filenames that appear to run in succession, 7/20/86SX1, SX2, SX3 and SXB. Many times this will be a sign that several EA files will be loaded, one after the other. The last and biggest road sign in this group is recognized by GK or P-Gram owners as a size of 34. 34 sectors was chosen many years ago by Miller Graphics as the file size for their Gram Kracker disk files.

EA program don't run it. It could wipe out your RAM Disk, etc." That's true, but if you don't have a RAM disk and you put a write protect tab on this disk, go ahead, knock yourself out. You can't hurt anything and you might learn something. Also, it doesn't mean you should erase an unknown file from a disk. One of these DIS/FIX 80 files might be needed by some other program as a "CALL LOAD" from XB or from some other EA program. Therefore, if it comes on a library disk, just leave it there until you completely understand the software. This is another good reason to always work from a copy and not your original disk.

Files 7/20/86SX1 through 7/20/86SXB are also EA programs. You will find many different files with a designation in the TYPE column as PROGRAM. In most cases PROGRAM files will be Basic or Extended Basic programs. When they are not

Because the maximum size of normal EA files is 33, a program file of this appearance (looks like EA, but with a size of 34 sectors), is probably Gram Kracker or P-Gram. The bad news is that under normal conditions you cannot use these files without a GK or P-Gram type device. We have quite a few disks in our library that are noted as Gram Kracker required software. If you notice this as you browse for software, be forewarned, you may not be able to access these programs.

More conventional EA program files would be MG and MH. These are my DM-1000 or Disk Manager files. You see by the EA next to the PROGRAM that SD recognizes these as EA programs. They are also distinguishable by their filename progression of G and H, and the file sizes of 33 and 31 sectors. This is classic EA Option 5. You can plug in your EA cartridge, select Option 5, type DSK1.MG and press enter. This type of program can also be run from Option 3 of the II Writer cartridge. After selecting (TIW) Option 3, replace UTIL1 with MG and press enter. After MG is loaded MH will also be loaded and the program will automatically start and run.

Many times the author of Assembly Language programs will create a loader to automatically load and run the software on the disk. You may also use a menu type program to load and run EA programs.

LOAD programs; I hope you are all familiar with the fact that when you select Extended Basic (from the II's menu screen), that your II will search for a file named LOAD on drive number one, and if it finds LOAD, it will run it automatically. The load file can be all XB, or it can be a hybrid XB and EA program. On the disk represented in this article, LOAD does several things for me, and then it loads the EA program named, MENU. MENU is an EA Option 5, PROGRAM file, but it could have also been a DIS/FIX 80 Option 3 file, like DEMO10BJ. MENU is an EA menu program which I set up to allow me to run any of the runnable programs on this disk. We have MENU or BOOT in the library and either of these programs are very handy to have. Boot will determine the type of most programs and run them from a simple number selection, while using the Extended Basic cartridge. I recommend that everyone get a copy of Boot, read the Docs for Boot and learn how to use it. Boot will save you considerable time and effort when running strange new programs.

Basic / Extended Basic; When you encounter a program that could be Basic or Extended Basic, (BX for short), try XB first. I say this only because today XB programs are more common than Basic programs. Start with OLD DSKn.filename

Continued on page 7

Continued from page 6

or OLD DSK1.HEX/DEC, if you were looking at my demo disk. After pressing enter, watch your system for error messages and to see if there is any abnormal drive operation. If you get an error message with XB, try the same thing with Basic. If the drive rattles around a bunch, the program could be fragmented to the point of losing bytes. If the program loads without any errors, I list it for a look at what I have loaded. Many times an author will place instructions at the beginning of the program for users to read.

Simply typing LIST and pressing enter will list the program to the screen. As the program scrolls up the screen, holding or pressing the spacebar will stop the scroll, while you look at it, and pressing the spacebar again will restart the scroll. I not only look for instructions, I also look for CALL LOAD statements, OPEN #1:"PIO", OPEN #1:"RS232", OPEN #6:"DSK3.file", etc. You must be familiar with your system. If a program issues a CALL LOAD or OPEN file from a drive you do not have or a filename that doesn't exist, you will get an error. Also, if your printer is "PIO" and the program uses "RS232", you will need to know this and how to change the program to match your system. I'm sorry to say that I can't explain all that stuff right now. If a program looks like trouble and it's not too large (HEX/DEC is only 5 sectors), I print it out with LIST "PIO" <E>. "<E>" means press Enter. If it's a long program and there are Docs at the beginning I might use LIST "PIO": -50 <E>. This will print the lines up to and including 50. LIST "PIO": 100- <E> will print lines 100 through the end of the program and LIST "PIO": 50-100 <E>, will print lines 50 through 100. If you just don't care about all that, type RUN <E> and see what happens. If the program doesn't run, you can go back and try all the stuff I just described. The program might look for files or disks that don't exist. If so, the program will stop with an error message and you will have to LIST the program and fix the problem.

Very large XB programs (50 sectors or more), are turned into INT/VAR 254 files by the TI. FILEREADER could be a data file, but it is an XB program. Because there is no easy way to look at or check out these odd files (FWb, etc.), the quickest plan is OLD DSK1.FILEREADER <E>. If it loads, you are on your way.

DIS/VAR 163 files can be data files, but they are probably XB programs in MERGE format. This would be a small program written for the purpose of adding it to another program. After writing this small program, or subprogram, you save it with SAVE DSK1.filename, MERGE <E>. You load it with MERGE DSK1.filename <E>. After the program loads you can

do all the stuff above, LIST, LIST "PIO", etc. Merge stuff is a little tricky because it will merge into a program you may still have in memory. If the line numbers are the same the incoming file will replace the old lines. Also, a subprogram may not RUN properly by itself. I would print out the program and see where it might be usable in another program.

Part 3 - The Disk Catalog printout to the right of this column was done with a program called FUCAT. I believe it stands for File Understanding Cataloger, and it is in the North Coast 99'ers library on disk 94001. It will print one, two or three columns, and gives you even more help with the type of file you may be about to encounter.

There are an unbelievable number of file variations after you leave the realm of Basic, Extended Basic, Editor Assembler, Word Processing and Gram Kracker. This is the area of Data Files. For example, MAIL/TI-87 is a mailing list type program that runs in XB. It keeps track of names, addresses, etc. and stores its data in the file named TAGS_NOCO. TAGS_NOCO is Internal/Fixed with a length

of 150. The type and size of the data file is established by the person who wrote the program, so it could be almost anything. The way you could find out about TAGS_NOCO would be to load and list MAIL/TI-87. Somewhere in that program you might find something like (OPEN #2:"DSK1.TAGS_NOCO", INTERNAL, FIXED 150). Sorry folks, no such luck. Where "DSK1.TAGS_NOCO" is located in the program, all you would find is (L\$). Finding L\$ means that the program would ask you to input or enter the name of your data file. Given this quandry I would search the disk catalog for any file

EXT-7/9/88
Free= 235 Used= 1285
NO. OF FILES= 60
Filename Size Type P

Filename	Size	Type	P
1PANT_EMPH	2		
7/20/86SX1	34		
7/20/86SX2	34		
7/20/86SX3	34		
7/20/86SXB	34		
AT-ADRS	3		
CAL-LBP8	37		
CFG814	27		
CHARA1	5		
CNTRLCNVAT	6		
CNVATBACK	3		
DEMO1OBJ	28		
DEMODOC	42		
DISKLIB4/C	9		
DISKLIB4/D	34		
DISKLIB4/S	3		
FILEREADER	63		
HEX/DEC	5		
LOAD	31		
MAIL/TI-87	32		
MANAGER	98		
MAS-ADRS	3		
MENU	29		
MG	33		
MH	31		
MS-ADRS	3		
NEW/SYS/2	34		
NO/DR/EXB	2		
QUICK/CATP	11		
README4/89	38		
ROS10/8/93	33		
SYSCON	6		
TAGS_NOCO	97		
TLS	3		
XBFUNCT	11		

Continued on page 9

WEST PENN 99'ERS SCORES

GAME TITLE	SCORE	JOYSTICK JOCKEY	TI CLUB	DATE
BACKSTEINE	141810	LYNN GARDNER	W/PENN 99	03/94
BIGFOOT	100850	FRANK ZIC	W/PENN 99	11/93
BLASTO	44800	MIKE CENDROWSKI	W/PENN 99	11/94
BURGER BUILDR	1000000	ELEANOR ZIC	W/PENN 99	03/94
BURGERTIME	82600	MICKEY CENDROWSKI	W/PENN 99	09/85
CENTIPEDE	301930	MICKEY CENDROWSKI	W/PENN 99	01/87
DIG DUG	262460	FRANK ZIC	W/PENN 99	03/94
ENTRAPMENT	3668	FRANK ZIC	W/PENN 99	11/93
HUSTLE	WON 52	ELEANOR ZIC	W/PENN 99	03/94
JUMPY	131900	ELEANOR ZIC	W/PENN 99	03/94
MICRO PINBALL	1776500	NORM ROKKE	W/PENN 99	05/87
MIDNITE MASON	27100	FRANK ZIC	W/PENN 99	11/93
MINEFIELD (A)	0:00:01	NORM ROKKE	W/PENN 99	08/94
(B)	0:00:05	NORM ROKKE	W/PENN 99	08/94
(C)	0:00:12	NORM ROKKE	W/PENN 99	08/94
(D)	0:00:31	NORM ROKKE	W/PENN 99	08/94
(E)	0:00:47	NORM ROKKE	W/PENN 99	08/94
(F)	0:01:27	NORM ROKKE	W/PENN 99	08/94
(G)	0:02:26	NORM ROKKE	W/PENN 99	08/94
(H)	0:02:36	NORM ROKKE	W/PENN 99	08/94
(I)	0:03:56	NORM ROKKE	W/PENN 99	08/94
(J)	0:04:27	NORM ROKKE	W/PENN 99	08/94
MUNCHMAN	202170	PAUL BROCK SR	W/PENN 99	09/87
PACMAN	153000	GARY TAYLOR	W/PENN 99	09/87
PARSEC	47300	MICKEY CENDROWSKI	W/PENN 99	09/87
POLE POSITION	57700	MICKEY CENDROWSKI	W/PENN 99	12/94
TI INVADERS	15930	PAUL BROCK SR	W/PENN 99	09/87
TI TRIS	2200	FRANK ZIC	W/PENN 99	11/93
TOMBSTNE CITY	31850	MIKE CENDROWSKI	W/PENN 99	11/94
TREASURE ISLD	37800	MIKE CENDROWSKI	W/PENN 99	10/94
TRIS (ASGARD)	8393	MICKEY CENDROWSKI	W/PENN 99	12/94

NATIONAL TI GAME SCORES

GAME TITLE	SCORE	JOYSTICK JOCKEY	TI CLUB	DATE
BACKSTEINE	141810	LYNN GARDNER	W/PENN 99	03/94
BIGFOOT	100850	FRANK ZIC	W/PENN 99	11/93
BLASTO	44800	MIKE CENDROWSKI	W/PENN 99	11/94
BREAKTHROUGH	1850	RAY FRANTZ	VAST	11/93
BURGER BUILDR	1000000	ELEANOR ZIC	W/PENN 99	03/94
BURGERTIME	82600	MICKEY CENDROWSKI	W/PENN 99	09/85
CAR WAAS	6050	JIM WAYNE	VAST	11/93
CENTIPEDE	301930	MICKEY CENDROWSKI	W/PENN 99	01/87
DIG DUG	262460	FRANK ZIC	W/PENN 99	03/94
ENTRAPMENT	3668	FRANK ZIC	W/PENN 99	11/93
HOPPER	4031826	TOM BEERSMAN	OZARK 99	06/94
HUSTLE	WON 52	ELEANOR ZIC	W/PENN 99	03/94
JAWBREAKER	15025	JIM WAYNE	VAST	11/93
JUMPY	131900	ELEANOR ZIC	W/PENN 99	03/94
MICRO PINBALL	1776500	NORM ROKKE	W/PENN 99	05/87
MIDNITE MASON	27100	FRANK ZIC	W/PENN 99	11/93
MINEFIELD (A)	0:00:01	NORM ROKKE	W/PENN 99	08/94
(B)	0:00:05	NORM ROKKE	W/PENN 99	08/94
(C)	0:00:12	NORM ROKKE	W/PENN 99	08/94
(D)	0:00:31	NORM ROKKE	W/PENN 99	08/94
(E)	0:00:47	NORM ROKKE	W/PENN 99	08/94
(F)	0:01:27	NORM ROKKE	W/PENN 99	08/94
(G)	0:02:26	NORM ROKKE	W/PENN 99	08/94
(H)	0:02:36	NORM ROKKE	W/PENN 99	08/94
(I)	0:03:56	NORM ROKKE	W/PENN 99	08/94
(J)	0:04:27	NORM ROKKE	W/PENN 99	08/94
MOON PATROL	73150	MIKE SEALY	W/PENN 99	03/94
MUNCHMAN	202170	PAUL BROCK SR	W/PENN 99	09/87
PACMAN	153000	GARY TAYLOR	W/PENN 99	09/87
PARSEC	47300	MICKEY CENDROWSKI	W/PENN 99	09/87
PKR SOLITAIRE	3790	JACKIE REMENSKI	VAST	11/93
POLE POSITION	57700	MICKEY CENDROWSKI	W/PENN 99	12/94
SUPER YANTZEE	615	JACKIE REES	VAST	11/93
THE ATTACK	31800	JIM WAYNE	VAST	11/93
TI INVADERS	15930	PAUL BROCK SR	W/PENN 99	09/87
TI TRIS	2200	FRANK ZIC	W/PENN 99	11/93
TOMBSTNE CITY	154400	DANNY MCGUIRE	OZARK 99	11/94
TRN SOLITAIRE	338	ED MORSE	VAST	09/94
TREASURE ISLD	37800	MIKE CENDROWSKI	W/PENN 99	10/94
TRIS (ASGARD)	8393	MICKEY CENDROWSKI	W/PENN 99	12/94

Continued from page 7

that is INTERNAL, FIXED 150 and try entering the name of a I/F 150 file, when prompted by the program. "I didn't say it was easy."

Three other files on this disk I recognize are DISKLIB4/C, DISKLIB4/D and DISKLIB4/S. They could be almost anything, but they are TI-Base files. Whenever you find two files that have the same name, except that one ends with /D and the other ends with /S, you probably have a TI-Base database. A D/V 80 file with a name that ends with /C is probably a TI-Base Command file. Finding three or more of these files on a disk is a pretty good sign that you have stumbled onto a TI-Base data disk. The D/V 80 files can all be looked at with FunnelWeb or TI Writer. The data base files can be opened by firing up TI-Base, and at the dot prompt type USE DSK1.DISKLIB4 and press enter. Then type EDIT and press enter. "Only do this with a copy. You can easily mess up a database if you don't know what you are doing."

A file that might cause you some mental anguish is CHARR1. This is not a program. It is a screen character file used by FunnelWeb, TI Writer and many other programs. It might have another name like C1, C2 or something else, but it will always be a small file, either 5 or 6 sectors. You cannot load it or run it or do much of anything with it. Just leave it there. Some other program probably won't run without it. Note: If you are a real TI nut, you can look at these files and change them with a program we have in our North Coast 99'ers library, called CHARR1FIX.

These four pages don't seem like much help if you're having problems with some programs or files on a disk you got from our library, but I hope they help the beginners a little. When you work with this stuff a lot you get pretty good at guessing the way to use disk files. The problem is that you start to assume that everyone is good at it. If you have any questions, please write.

Good Luck TI'ers.
Marty

NEXT MONTH...

MICKEY'S FILE-REFERENCE CHART




**CHECK OUT THE LATEST THAT
OUR TI-99/4A CAN DO**

ATTEND A TI SHOW

**Fest West - February 18, 1995
Lima - April 28 and 29, 1995**

**WANTED - Printer Control
Code information
for a Seikosha
SP-1000AP printer**

**Contact: Mickey Cendrowski
100 Pine Street
Russellton, PA
15076**



Don't forget to check out
our new MINI-SIG.

Page Pro 99 with none other
than Page Pro Paul.

Come learn what YOU can do
using Page Pro 99 and your
own imagination.

SIG starts immediately fol-
lowing the main meeting.



Got any TI equipment
you'd like to sell?



THIS spot could
have been
YOURS!

See how E-A-S-Y
this works.



LOST...

UP 99'ers who
haven't been to
a meeting for
several months.
PLEASE.....
.....COME BACK!
- We miss you -



**COMING
SOON**

**THE
ADVENTURE
REALM**

WP MEMBERSHIP APPLICATION

Name _____
Address _____
City _____ State _____ Zip _____

Please Check One

Newsletter Membership
No Library Privileges
\$10.00 Per Year

Full Membership
Library Privileges
\$15.00 Per Year

Complete and Return To

Lynn Gardner, 642 Lois Drive, Pittsburgh, Pa 15236

THIS NEWSLETTER WAS COMPOSED IN IT'S ENTIRETY
USING A TEXAS INSTRUMENTS TI-99/4A COMPUTER

NEXT

MEETING FEBRUARY 21st 7:00 P.M.

WEST PENN 99'ERS
c/o Mickey Cendrowski
100 Pine Street
Russellton, Pa 15076



NEWSLETTER EDITORS
Please note new address
and update your mailing list

FIRST CLASS MAIL

F 701251
MICKEY CENDROWSKI
100 FINE ST
RUSSELLTON PA 15076

FIRST CLASS MAIL