



West Penn 99'ers

Supporting the TI-99/4A Home Computer



Established 1985

ISSUE #90

MARCH 1993

FOR THE RECORD

by Frank N. Zic

Mickey started the February meeting seven minutes later than usual, as was duly noted by her arch rival the Coca Cola Kid. We all knew the Kid was going to lose out this particular evening because there were two Pepsi cans already at the head table. Mickey gave thanks to: 1. All dues paying members, 2. Authors of the various newsletters submitted, acknowledged or otherwise, and 3. Bob Sadusky for the awesome TI (PC compatible system). Lynn gave a favorable Treasurer's report. It was favorable only because Lynn keeps refusing Mickey's request for a salary increase, (inside joke). She also noted check contributions to the Penns Woods Civic Association and Mike Wright. Norm mentioned MICROpendium articles: p28 TI Virus, p6 & 7 Authors comments, p8 Regina, p16 DISKLABELING, p21 Asgard moves, and p23 Page Pro Cataloger. This last item was only a subtle reference, due to the shy nature of our talented

assembly programmer, Norm Rokke. The new address, for those of you not receiving the MICRO, is: Asgard Software and Asgard Peripherals, 1423 Flagship Dr, Woodbridge, VA 22192. May 14 & 15 are the dates of the Lima Faire. The 1992 Lima VCR tape #2 was redistributed. Everyone is just trying to keep it out of Mickey's hands. Lynn gave a demo on Disk of the Ancient Ones. Nice demo and the print-outs showed good graphics. This was one of the raffle prizes. Mickey continued with her personal project for 1993, and she hopes it's yours too, that of getting her disks and files in order. She discussed and passed around hard copies of her achievements to date. She used TI Base which was another raffle prize. TI Sort is a must to compliment the features of TI Base. The 5 disk set of tutorials on TI Base by Martin Smoley has been ordered. The really big raffle of the night was the TI system that Bob Sadusky brought in and described very fully. The system came with colored monitor, 10 meg hard drive and printer. What a tremendous deal. Really folks, you've got to come to

NEXT MEETING DATE: MARCH 16 1993
 MEETING LOCATION: PENNS WOODS CIVIC ASSOCIATION
 JUST OFF ROUTE 30
 N. HUNTINGDON, PA

FOR SALE

Modules

Home Financial Decisions.....\$2.00
 Household Budget Management.....\$2.00

Cassettes

Beginner's Basic Tutor.....\$2.00
 Market Simulation.....\$2.00
 Oldies But Goodies Games I.....\$2.00
 Personal Financial Aids.....\$2.00
 Programming Aids I.....\$2.00

Cassettes (no books)

Adventureland.....\$1.00
 Personal Financial Aids.....\$1.00
 Pirate Adventure.....\$1.00
 Teach Yourself Basic.....\$1.00
 The Count.....\$1.00

Cables

Cassette Power Cord.....\$2.00
 Dual Cassette Cable.....\$3.00
 Single Cassette Cable.....\$2.00

Books

36 TI-99/4A Programs.....\$.50

If interested contact:

Mickey Cendrowski 265-5201 (after 5:30)

TIME OF MEETING: 7:00 P.M.

LIST OF WEST PENN OFFICERS FOR 1993

PRESIDENT: MICKEY 412-265-5201
 VICE PRESIDENT: NORM 614-264-6442
 TREASURER: LYNN 412-835-4304
 RECORDING SEC: FRANK 412-751-6065
 CORRESPONDING SEC: PAUL 412-478-2754
 LIBRARIAN: BOB 412-863-5672
 NEWSLETTER EDITOR: RALPH 412-379-8762

GENERAL ITINERARY OF THE CLUB'S MEETING

6:45 P.M. DOORS OPEN
 7:00 P.M. GENERAL MEETING
 7:45 P.M. DEMOS AND NEW INFO
 9:45 P.M. ONE ON ONE HELP
 9:45 P.M. SOCIALIZING
 11:00 P.M. DOORS CLOSE

MEETING HIGHLIGHTS FOR THIS MONTH

LATEST T. I. NEWS AND SOFTWARE DISCOUNTS
 REPORT ON THE FEST-WEST NORTH T. I. SHOW
 TI BASE (VERSION 2.00) - DEMO BY MICKEY
 TI SORT (VERSION 1.02) - DEMO BY MICKEY
 MARTIN SMOLEY'S - T. I. BASE TUTORIALS
 * SURPRISE DEMO BY ONE OF OUR MEMBERS *

RENEW YOUR MEMBERSHIP DUES!

\$15.00 PER YEAR FOR INDIVIDUAL / FAMILY
 \$10.00 PER YEAR FOR ONLY OUR NEWSLETTER

The President's Two Cents

FLASH...Rumor has it that my column, "The President's Two Cents," is now being published in other club newsletters. Hmmm...Does this now make me your "President"...or your "President's PRESIDENT." Just wondering...

Actually, this new series of mine, "The President's Two Cents," came about because I wanted to write (in a rather humorous way) about a very serious problem that many of us are encountering. My writing style was not intended to be "gramatically correct" - but rather "words from my heart."

In short, this series reflects "me"...the way "I" think...the way "I" talk...and the way "I" come across to those who attend our West Penn 99ers meetings.

I am honored to find out that there are other clubs out there who believe that my words are worth repeating. Thank You.

So...how am I doing in my endeavor to stop those "DISK BUNNIES" in their tracks...

Well...as you might recall from last month's column...my goal for the month of February was to organize all of my original third-party software. This included such disks as those from Asgard Software, MS Express Software, Notung Software, Texaments...etc.

In addition...I also needed to create another data base...as my first data base was created to handle ONLY my adventure disks.

To cut this month's story short...I again succeeded in my task...tho it did take me a bit longer to accomplish my goal than I anticipated.

For those of you who were not fortunate enough to make it to our last meeting...due to inclement weather conditions...here's a portion of my latest data base.

PROGRAM	SOURCE	CODES	MOD	TYPE	DC	DN	COMMENTS
GALACTIC EMPERORS	MS EXPRESS SOFTWARE	CM074	X/B	GAME	08	24	STRATEGIC SIMULATION GAME - LIKE "SPACE MONOPOLY"
PAGE PRO CATALOGER	MS EXPRESS SOFTWARE	CM197	X/B	UTIL	08	25	CATALOGS ALL PAGE PRO FILES EXCEPT HEADLINE FONTS
SLIDING BLOCK PUZZLES 1	MS EXPRESS SOFTWARE	CM176	X/B	GAME	08	26	ENHANCED VERSION OF THE POPULAR 14-15 TYPE PUZZLE
SLIDING BLOCK PUZZLES 2	MS EXPRESS SOFTWARE	CM186	X/B	GAME	08	27	ENHANCED VERSION OF THE POPULAR 14-15 TYPE PUZZLE
SLIDING BLOCK PUZZLES 3	MS EXPRESS SOFTWARE	CM094	X/B	GAME	08	28	ENHANCED VERSION OF THE POPULAR 14-15 TYPE PUZZLE
SLIDING BLOCK SOLUTIONS 1	MS EXPRESS SOFTWARE	CM043	X/B	GAME	08	29	SOLUTIONS TO - "SLIDING BLOCK PUZZLES - SERIES 1"
SLIDING BLOCK SOLUTIONS 2	MS EXPRESS SOFTWARE	CM052	X/B	GAME	08	30	SOLUTIONS TO - "SLIDING BLOCK PUZZLES - SERIES 2"
SLIDING BLOCK SOLUTIONS 3	MS EXPRESS SOFTWARE	CM078	X/B	GAME	08	31	SOLUTIONS TO - "SLIDING BLOCK PUZZLES - SERIES 3"


Next month I'll try to explain (step by step) how I created this data base...so if you like what you see...you'll be able to do the same with your own libraries.

In the meantime...if you are interested in creating a data base like mine, you'll definitely need to purchase two programs from Texaments. They are TI BASE and TI SORT.

No TI'er should be without these two excellent programs.

Quick...what's my goal for next month...Hmmm...(make it easy)...OK...how about all of my original TI disks. Sounds good to me...that will take care of yet another of my disk cases.

Catch ya'll next month...and remember...Only YOU can prevent DISK BUNNIES!



WEST PENN 99'ERS

I can't give a full report this month, because I haven't received Dec. N-letters. There is a few items that I missed. I also wish to express my thanks for those that are contributing to the articals of our newsletter. I like to see those extra pages!

The Nov. 92, CLEVELAND AREA TI 99/4A U.G. page 8-A "CONDITIONAL RELEASE TO PUBLIC DOMAIN". By Glenn Bernasek TI-Chips Cleveland, Ohio.

I am pleased to announce that, as of July 18, 1992 I have "conditionally" released any and all software I have and will author for the TI-99/4A, for general public usage, to PUBLIC DOMAIN. The "conditional" part of this release is one in which I retain authorship of these routines, as per my copyright notification(s), the software I have or will author must be made available to TI-99/4A users at NO CHARGE other than any copying and shipping reimbursement that may apply, and that software I have or will author be not incorporated in any product for profit without my written consent. G. BERNASEK


There is more information on

HAPPY ST PATRICKS DAY

the RF MODULE REPAIR in the Oct. Dec. issue of GUILFORD 99'ers U.G. (92). One word of caution-when turning (coils) that are factory set, it is a good idea to mark the spot where you start to turn. Sometimes it takes a scope to get it back if it is out wack. Also on page 5 is some interesting BASIC TIPS 1: HOW TO DISABLE THE "FUNCTION-QUIT" HARDWARE RESET", 2: HOW TO SPEED UP EXTENDED BASIC, 3: HOW TO RECOVER MEMORY IN TI BASIC/EXTENDED BASIC WITH DISK DRIVE.

At this time I wish to coment on the M.U.N.C.H VIDEO. I think that it was well done. Our own John Willforth has demo. this procedure a few times, at the meetings. With all the activities going on there was a few details that I missed. I did have parts left over the frist time I cleaned my TI.

I have been experiencing multiple key entries. I use Page Pro a lot, and after making a lot of mastakes and hours of retyping, I read the artical by the late John Guion in the 9T9'ers (last mo. artical). I got another keyboard and fixed the problem. It seems to be working O.K. now.



PAGE PRO PAGE COMPOSER

BY DEANNA SHERIDAN

NORTHCOAST 99'ERS

I HAVE HAD SOME DIFFICULTY IN GETTING INTO THIS PROGRAM, SO PLEASE BEAR WITH ME IF I RAMBLE. FIRST OF ALL, THE WAY TO REALLY LEARN A PROGRAM IS TO EITHER DO A DEMO AT THE MONTHLY MEETING OR A REVIEW FOR THE NEWSLETTER. THEY ARE EDUCATIONAL EXPERIENCES, TO SAY THE LEAST!

ASGARD'S FLYER ON THIS SOFTWARE STATES THAT COMBINED WITH PAGEPRO, YOU CAN NOW CREATE AND PRINT MULTI-PAGE DOCUMENTS IN EITHER LANDSCAPE (SIDEWAYS) OR PORTRAIT MODE, WITH COLUMNS OF 60, 80 OR 120 WIDE. READING THE DOCUMENTATION GAVE ME VERY LITTLE IDEA OF HOW THIS WAS TO BE ACCOMPLISHED. SO, I DECIDED TO LOAD AND PRINT THE DEMO FILES TO SEE WHAT WAS REALLY HAPPENING. AN EXTRA PARAGRAPH EXPLAINING THE TYPES OF FILES PAGE COMPOSER WILL HANDLE AND WHY WOULD HAVE CLEARED UP THE MATTER IN SHORT ORDER.

FIRST TO USE PAGE COMPOSER EFFECTIVELY, YOU DEFINITELY NEED PAGE PRO, LOTS OF GRAPHICS AND LOTS OF FONTS AND WHATEVER ELSE YOU WANT TO ENHANCE YOUR DOCUMENT, SUCH AS BORDERS, ETC.

A TWO-COLUMN PORTRAIT DOCUMENT FROM PAGE COMPOSER IS ACTUALLY TWO FULL-PAGE DOCUMENTS FROM PAGE PRO PRINTED SIDE BY SIDE IN HIGH RESOLUTION. IN OTHER WORDS, THE DOCUMENTS ARE "SHRUNK" TO FIT THE PAGE. AS YOU CAN SEE FROM THIS PAGE, THE ONE-CHARACTER HIGH FONT IS REDUCED TO WHAT WOULD NORMALLY BE CALLED "CONDENSED" PRINT. THE PRINTING IS DONE IN A MANNER THAT DOES NOT DISTORT GRAPHICS BY ELONGATING THEM AS SOME HIGH-DENSITY PRINTING DOES.

YOU WILL DEFINITELY WANT A VERSION OF PAGE PRO THAT WILL SAVE A PAGE PRO PAGE AS A PICTURE. THIS "SEEMS" TO BE THE ONLY TYPE OF FILE THAT PAGE COMPOSER WILL LOAD. SO IT TAKES AWHILE (OR AT LEAST IT DID FOR ME) TO CATCH ON TO THE FACT THAT I WOULD HAVE TO PREPARE EACH PART OF MY PAGE IN PAGEPRO, SAVE IT AS A PICTURE, AND THEN PLACE THE PICTURES WHERE I WANT THEM IN COMPOSER TO ASSEMBLE THE PAGE OR PAGES. YOU CANNOT TYPE TEXT ON THE SCREEN IN THE EDITOR... ONLY PLACE PRE-FORMATTED FILES IN THE DESIGNATED AREAS.

THE PROGRAM USES A "MAC"-TYPE POINT AND SHOOT INTERFACE THAT SUPPORTS EITHER KEYBOARD, JOYSTICKS OR MOUSE. I HAVE FOUND THAT THE JOYSTICK OPTION HAS VERY SLOW RESPONSE AND I HAVE TO CLICK ON SOME OF THE OPTIONS SEVERAL TIMES BEFORE THEY RESPOND. ALSO, THE JOYSTICK MUST BE IN "EXACTLY" THE RIGHT PLACE TO GET A RESPONSE. KEYBOARD IS A LITTLE SLOWER TO MOVE AROUND, AND THE RESPONSE "ENTER" KEY IS ALMOST AS BAD. I WOULD HOPE THAT A MOUSE USER HAS BETTER LUCK.

A FILE MUST BE NAMED AND OPENED BEFORE ANYTHING ELSE CAN BE ACCOMPLISHED. AFTER THAT, YOU LOAD YOUR PICTURES TO PRINT, EITHER FULL PAGES OR INDIVIDUAL AS PREPARED IN PAGE PRO. DEPENDING ON THE COMPLEXITY OF THE PAGE, YOU SHOULD "DRAFT" A MOCKUP OF WHERE THE PICTURES ARE TO BE PLACED. I

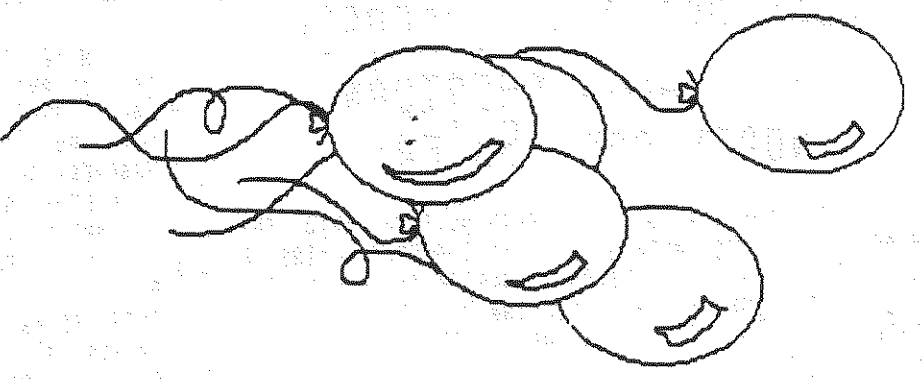
AFTER THE PICTURES HAVE BEEN PLACED, THE FILE CAN BE PRINTED OR SAVED. THE OTHER MENU OPTIONS ARE "NEXT PAGE", "PREVIOUS PAGE" AND "GO TO". THE DOCS SAY YOU CAN HAVE UP TO 999 PAGES IN A DOCUMENT. HOWEVER, DUE TO THE LARGE SIZE OF A FULL-PAGE PICTURE FILE FROM PAGE PRO, AND TWO OF THESE FILES TO A PAGE, YOU HAD BETTER HAVE A HARD DISK FOR THOSE FILES.

WE COMPLAIN AND COMPLAIN THAT OUR TI'S WON'T ACCOMPLISH THIS OR THAT OTHER COMPUTERS CAN DO. I THINK WE EXPECT A LOT FROM OUR LITTLE 2 MEGAHERTZ SYSTEM WITH ABOUT 48K OF WORKING MEMORY. WHEN WE DO GET PROGRAMS THAT BRING US INTO THAT IBM WORLD, WE COMPLAIN AGAIN THAT THEY ARE TOO HARD OR TOO SLOW. I THINK THE FINISHED PRODUCT FROM THIS PROGRAM IS EXTREMELY PROFESSIONAL. HOWEVER, I NEED TO STRESS THAT IT WILL TAKE A LOT OF PATIENCE AND TIME TO CREATE THESE PAGES.

IT HELPS A LOT TO HAVE EITHER A RAM DISK OR A HARD DRIVE BECAUSE YOU HAVE TO SWITCH BETWEEN PAGE PRO, FUNNELWEB, AND COMPOSER FREQUENTLY. IF YOU DON'T HAVE YOUR FAVORITE GRAPHIC OR FONT IN PAGE PRO FORMAT, YOU WILL HAVE TO TAKE TIME TO DO SOME CONVERTING. IF YOU WANT SPECIAL HEADLINES WITH ADDITIONAL FONTS (PAGE PRO ONLY SUPPORTS TWO AT A TIME), YOU WILL NEED TO DO SOME CREATIVE WORK IN TI-ARTIST AND THEN CONVERT TO PAGE PRO FORMAT.

LASTLY, BECAUSE THE DIFFERENT EFFECTS IN COMPOSER ARE CREATED THROUGH RESOLUTION RATHER THAN SIZE OF FONTS, PRINTING IS EXTREMELY SLOW. THE DOCUMENTATION STATES THAT THE SPEED OF COMPOSER IS TIED TO THE DISK DRIVES AND PRINTER, AND THE ONLY WAY TO SPEED IT UP IS TO USE A FASTER DRIVE AND PRINTER. IT ALSO STATED THAT RUNNING PAGE COMPOSER FROM A RAM-DISK CAN REDUCE THE AMOUNT OF TIME IT TAKES TO PRINT A SINGLE-PAGE 960 RESOLUTION PORTRAIT DOCUMENT WITH 10 PICTURES FROM 20 MINUTES TO 5 MINUTES. WELL, I PUT MY FILES ON MY RAM DISK AND USED MY LASER JET FOR PRINTING, AND FOUND THAT IT TOOK A LOT MORE THAN 5 MINUTES TO PRINT THE LEFT SIDE OF THIS ARTICLE SO THAT I COULD GET A GOOD IDEA OF MY PLACEMENT. THEREFORE, IF THE FINISHED PRODUCT ISN'T WHAT YOU EXPECT THE FIRST TIME AROUND, IT WILL TAKE TIME TO REFORMAT AND REPRINT. PATIENCE IS THE KEY.

ALSO, IF AFTER YOU PRINT THE FIRST TIME, AS I DID, AND FIND THAT YOU PREFER TO USE A DIFFERENT RESOLUTION, YOU WILL NEED TO CREATE AN ENTIRELY NEW FILE, AS YOU CAN ONLY CHOOSE THE RESOLUTION AT THE TIME YOU CREATE THE FILE AND CANNOT BE CHANGED AFTER IT IS SAVED AND CALLED BACK TO EDIT. A SEPARATE UTILITY FILE IS INCLUDED ENTITLED "CLIPX" WHICH WILL CLIP GRAPHICS FROM LARGE FILES FOR USE WITH PAGE PRO. MOST OF THE "CLIPPING" PROGRAMS WILL ONLY SAVE A GRAPHIC THE SIZE OF THE SCREEN AREA, OR THE LARGEST SIZE THAT TI-ARTIST WILL SUPPORT. WITH CLIPX, YOU CAN PAGE DOWN AND GET PICTURES THAT WERE TOO LARGE BEFORE. HOWEVER, THE PICTURE MUST BE IN PAGE PRO FORMAT BEFORE IT CAN BE CLIPPED. THAT MEANS THAT IT WAS HAVE TO PREVIOUSLY BEEN CONVERTED FROM ANOTHER FORMAT, USUALLY PCX OR MAC BY ANOTHER CONVERSION PROGRAM. IT WOULD HAVE BEEN MUCH MORE CONVENIENT IF IT WOULD HAVE LOADED A PCX OR MAC FORMAT AND SAVED IT FORMAT AND SAVED IT TO PAGE PRO.



NON THAT WE HAVE
 MADE THROUGH A PAGE
 PRINTED IN THE PORTRAIT
 MODE, LET'S TRY ONE IN
 LANDSCAPE. I AM GOING TO
 CHEAT A LITTLE AND PRODUCE
 ONLY ONE SIDE OF THIS FROM
 SCRATCH. THE OTHER SIDE I
 AM GOING TO TAKE FROM THE
 DEMO FILE PROVIDED WITH
 THE PROGRAM.

HOPEFULLY, YOU WILL
 BE ABLE TO SEE THAT WITH A
 LITTLE BIT OF EFFORT AND
 PATIENCE YOU CAN PRODUCE
 SOME VERY PROFESSIONALLY
 LOOKING PAGES.

ON THE PREVIOUS PAGE,
 I PREPARED TWO SEPARATE
 PAGES IN PAGE PRO WITH
 MARGINS OF 0 AND 53
 (ALLOWING SPACE FOR THE
 BORDERS) WITHOUT THE
 BORDERS YOU COULD USE A
 MARGIN OF 58 TO 60.
 LENGTH- WISE, I USED ALL
 OF THE ROWS AVAILABLE IN
 PAGE PRO.

I PREPARED THE TEXT
 IN FUNNELED WITH THE FILL
 AND ADJUST FEATURES, RAN
 IT THROUGH THE FORMATTER
 AND PRINTED IT TO DISK
 BEFORE LOADING IN
 PAGE PRO.

AS STATED PREVIOUSLY, I THINK WE EXPECT
 TOO MUCH OF OUR LITTLE MACHINE, AND IF IT TAKES
 YOU MORE EFFORT THAN YOU THOUGHT TO CREATE THE
 PAGES FROM THIS PROGRAM, I WOULD HOPE YOU WON'T
 GET DISCOURAGED. I HAVE FOUND IT TAKES JUST AS
 LONG TO REALLY "LEARN" THE COMPLICATED PROGRAMS
 OVER IN THE DOS WORLD. IN FACT, I HAVE HAD
 WORD PERFECT ON MY DOS MACHINE FOR TWO YEARS
 AND STILL HAVE NOT LEARNED ALL OF ITS FEATURES.

THIS PROGRAM IS AVAILABLE FROM ASGARD AND
 AT 50 FROM OUR OWN RON MARKUS OF RAMCHARGED
 COMPUTERS. CALL RON AT (216)243-1244 OR IF YOU
 ARE OUT OF STATE AT 800-669-1214. HE ALWAYS
 HAS THE LATEST TI OFFERINGS AVAILABLE AT THE
 MEETINGS WITH NO WAIT.


WANTED: Page Designers
WANTED: Page Designers

Small software company seeking interested
 page designers with a flair for art, little to
 some experience, and an interest in working
 with software packages written for "dead"
 computers.

Prior experience with innovative packages
 such as PAGE PRO 99 valuable. Designers will
 be using PAGE PRO PAGE COMPOSER, along with
 PAGE PRO 99, various packages of PAGE PRO
 FONTS and PICTURES, and most likely programs
 such as PAGE PRO HEADLINE FONT MAKER (as well as
 associated HEADLINE FONT packages), PIX PRO,
 GDFER, and PAGE PRO FX to create documents of
 subtlety, wit and beauty.

Applicants should be
 interested in mixing
 text with graphics in an
 attractive way on a
 regular basis

Being able to draw
 with
TITLES
 is useful on occasion
 too.



Applicants will find PAGE COMPOSER simple to
 use, and useful too. Those with experience
 using MacPaint pictures converted with PIX
 PRO or PC pictures converted with GDFER will
 enjoy being able to use the entire picture
 instead of just the portion that would fit on
 a PAGE PRO 99 page. Additionally, applicants
 will find new uses for HEADLINE MAKER and
 PAGE PRO 99's clipping function to generate
 text for PAGE COMPOSER pages.

Finally, all applicants should have a TI-99/4A
 with 32K, a disk system with at least one
 DS/SD disk drive (2 recommended), and an Epson
 or compatible printer. To apply, call ASGARD
 SOFTWARE at (703)255-3085, or write to:
 P.O. BOX 10306, ROCKVILLE, MD 20849-0306

I have the following TEXAS INSTRUMENTS 99/4A Computer accessories which I'd like to sell. All are in excellent condition as they have not been used or have been used but a few times. I will accept the best offer for the entire package or individual items.

1. TI 99/4A Computer
2. TI Peripheral Expansion System with
 - a. Disc Drive Controller Card (PHP 1240)
 - b. RS-232 Interface (PHP 1220)
 - c. Memory Expansion Card (PHP 1260)
3. TI 900 Video Modulator
4. Personal Record Keeping Command Module
5. TI LOGO Command Module (& accompanying booklet)
6. TI LOGO Sampler Cassette & Diskette (& booklet)
7. TI-Writer Word Processor
8. YAHTZEE Cartridge Command Modules - 2
9. TI Solid State Speech Synthesizer
10. Wired Remote Controllers - Joy Sticks
11. TI 24 Basic Programs (#26172) by T. Knight
12. TI Graphics and Sounds (#26219)
13. TI Basic Programs (#26218) by Knight & LaBatt
14. TI Basic Tricks (#26217) by A. Wyatt
15. Terminal Emulator II
16. Teach Yourself Basic
17. Speech Editor
18. ALPINE
19. BLACKJACK & POKER

BOOKS:

1. Using & Programming the TI 99/4A Including Ready to Run Programs by Frederick Holtz
2. TI User's Reference Guide
3. 2 Beginner's Basic

Anyone interested should call 431-2598 and leave a message. I'll return the calls.

FROM THE EDITOR

RALPH J VASKO
1 VIRGINIA DR
DONORA PA 15033-1607
(412) 379-8762
PUG BBS #32

The fun of being an editor was enjoyed doing the February issue. Made a trip down to OfficeMax to have the newsletter copied but they had a big order and said to pick it up

the next day. When I went to pick up the newsletters I found that only the odd pages were printed with the even pages blank. Good thing I checked before paying the bill. Well back again the next day to get the newsletters and this time they were OK. 3 trips for that issue but the second trip was only a slight detour on my way to a dance. Fun fun.

the meetings to get in on the hundreds of nice gifts and prizes being given away regularly. Appropriately, the system was won by Ralph Vasco. By the way Ralph, tell your friend Janet we all said hello. The meeting was adjourned early due to the snowstorm that was starting to cover the ground. Hope everyone made it home safely. Report any mishaps at the next meeting. May the good 4's be with you.

SHOW SCHEDULE

APRIL 17, 1993 10 AM - 4 PM
 NORTHEAST TI99/4A HOME
 COMPUTER FAIR
 WALTHAM HIGH SCHOOL
 617 LEXINGTON ST
 WALTHAM MA
 MIKE FRANCIS (617) 965-5653

FOR SALE

TI Home Computer
 1 - Beige Keyboard
 1 - Black and Silver Keyboard
 32K Memory
 RS232 Card
 TI Printer
 Editor / Assembler
 Extended Basic

Disks and Modules that are too numerous to mention.

All for the low price of \$250.00

If interested contact:

Frank Cardello (412) 751-0197

WEST PENN 99'ERS

Mike Sealy
 D #1 BOX 184
 Toronto, OH 43964-9719

Address Correction Requested

NEXT MEETING

MARCH 16, 1993

CALL THE PUG BBS

300/1200/2400

(412) 885-3483

24 HOURS A DAY

**BULK RATE
 U.S. POSTAGE PAID
 DONORA, PA 15033
 PERMIT NO. 160**

F 931231

MICKEY CENDROWSKI
 RD1 BOX 133
 RUSSELTON PA 15076