



West Penn 99'ers



Supporting the TI-99/4A Home Computer

Established 1985

FOR THE RECORD

By: Frank Zic

JANUARY 1993

ISSUE #88

Mickey started the December meeting by giving thanks to; Bob Sadusky for the nice Pizza bash we had in November, to Norm Rokke for his recent programing skills and his general help and next, but by no means last, to John Willforth for his absolutely tremendous contributions of equipment to the club members. Every year Mickey and the officers give something special to each club member as a Christmas gift. This year it was a nice Copy Holder. So now it is our turn to thank you each for your fine efforts throughout the year. We still have an active organization, due mostly to, your inspired leadership. May the good Lord continue to look down with favor on our small sincere group. Art Gardener turned in to the club another \$100 from his re-inking program. Over \$300 has been turned in so far and the re-inking equipment was also payed for through his much needed and used program. Let's not forget that the dues deadline is at hand. As a nice gesture for his efforts, Mickey gave Art a very large plastic Coke piggy bank. (Had it been a Pepsi I don't thing Art would have gotten the

gift). Hope I don't get in trouble, you know who from, for putting that other soft drink's name in our newsletter.

Norm pointed out the following MICROpendium articles of interest for the Nov. issue: p5, 40 page opinions, p6-7 OPA article, p11, Chicago Faire, p12, Birdwell Award, p13, D. Wright Stuff, p24, Tex-Comp catalog and p25, Sughrue release. Mickey gave a detailed account of events at the Chicago Faire. It sure is nice to hear a detailed account of the happenings from someone as sincerely interested as Mickey. It's second best to being there. Even a Dutch TI enthusiast by the name of Berry Harmsen attended. Mickey and our group picked up many programs at the faire that will be reported on as they are demoed. Mickey just will not let us lose interest and for this we owe her our appreciation. Our meetings are interesting and informative, can't beat that. Even though it's a bit of a trip, at least one time, we all would find the Lima Faire very interesting. Try to make the Lima Faire on May 14-15, 1993.

WEST PENN 99'ERS CLUB INFORMATION

NEXT MEETING DATE JAN 19 1993

MEETING LOCATION FENNS WOODS
 CIVIC ASSOCIATION

 JUST OFF ROUTE 30

 NORTH HUNTINGDON

TIME OF MEETING 7:00 PM

LIST OF WEST PENN OFFICIERS FOR 1993

PRESIDENT	MICKEY	412-265-5201
VICE PRESIDENT	NORM	614-264-6442
TREASURER	LYNN	412-825-4304
RECORDING SEC	FRANK	412-751-6065
CORRESPONDING SEC	PAUL	412-478-2754
LIBRARIAN	BOB	412-863-5672
NEWSLETTER EDITOR	RALPH	412-379-8762

GENERAL ITINERARY OF THE CLUBS MEETING

LATEST TI NEWS AND SOFTWARE

PAGE PRO FONT SAMPLER DEMO BY MICKEY

PAGE PRO TEMPLATES #14 DEMO BY MICKEY

COMPRODINE'S WAR ZONE DEMO BY MICKEY

COMPRODINE'S MINE FIELD DEMO BY NORM

* SUPRISE DEMO BY ONE OF OUR MEMBERS *

RENEW YOUR MEMBERSHIP DUES!

\$15.00 PER YEAR FOR INDIVIDUAL/FAMILY
\$10.00 PER YEAR FOR ONLY OUR NEWSLETTER

FROM THE EDITOR

Welcome to a new year and a new editor. The address for mail to the editor is:

RALPH J VASKO
1 VIRGINIA DR
DONORA PA 15033-1607

The address for news-letter exchange is:

WEST PENN 99'ERS
C/O MIKE SEALY
RD1 BOX 184
TORONTO OH 43964-9719

Articles will be accepted as hard copy or ASCII text files on the FUG BBS member ID #32. Deadline is the Sunday after the meeting. TI disks can not be read at the present time. Any articles typed in or downloaded from the BBS are being done on a MS-DOS system. PAGE PRO articles like the PAUL'S PAGE will have to be photo ready. MS-DOS disks for WORD PERFECT V4.2 or V5.1 can be used also.

LATE NOVEMBER ISSUE

The masters for the November issue were late so it was going to be sent with the December issue but as of Dec 22 the masters were not received for the next issue. So here it is with the January issue.

The President's Two Cents

With January 1st soon approaching, I've started giving some thought to my New Year's Resolution. Needless to say...it didn't take me long to think of something that I've always wanted to do...something that I've attempted more times than I can count...but never managed to accomplish...at least not in it's entirety. Hmmm...could this have been my New Year's Resolution for 1992? Oh, well...even if it might have been...This year is going to be different! This year I am going to succeed! (Hardy Har Har) or as Gary Taylor so often puts it..."Men plan...and the GODS LAUGH!"

What is all this rambling about you ask...Well...in short it has to do with the theory of the "DISK BUNNIES."

You see...back a few years ago when I got my very first disk (although I had no use for it as I had only a cassette system) a very wise "Wizard" decided that I was worthy of some of his years of computer experience...hence...at one of our after-meeting meetings he told me some very important stuff. I can still remember the words he spoke as if it were yesterday...He said..."Never, ever, leave your disks alone in the dark. They will multiply, just like bunnies!"

Well...being an "ORGANIZED" person...I laughed right in his face and assured him that that could not possibly happen to me. Today...a few years later and now owning a two-drive system...I eat those words! Alas...the "DISK BUNNIES" got the best of me too!

I've got disks everywhere...some in cases...some not...some on my computer desk...some in my closet...some in my briefcase...some on my dresser...and...oh...yes...one that resides permanently in drive #1.

Of all these disks about 20 percent are organized...in the sense that they are labeled and write-protected (with those cute little silver write-protect tabs that I love so much). These...as you might have guessed...are my adventure disks. Another 40 percent are labeled to some degree...but are in disarray...and then there's the other 40 percent that are a complete mess!

Sound familiar...Well...I can only guess that those "DISK BUNNIES" have found their way into your homes as well...which brings me back to my New Year's Resolution...I've got to do whatever it takes this year to stop those "DISK BUNNIES" in their tracks.


My first step (Note - this will be a 12-step procedure) is to separate all of my male disks from my female disks (an easy task) though the real problem lies in trying to determine the sex of all of my baby disks...you know...the ones with no labels.

THE MIND...WHAT A WONDERFUL PLACE FOR THE IMAGINATION TO DWELL!

Now...where was I...Oh...yes...at present I have 10 disk cases...during the month of January I shall attempt to completely empty out 2 of those cases (remember that 20 percent which I mentioned a little while ago that contains my adventure library disks which are labeled and write-protected with those cute little silver write-protect tabs). Anyway...I have only to put them back into alphabetical order...and then they will once again be organized. Such an easy task...and to think that I have an entire month...a full 31 days to do this!

Next month I'll tackle yet another task in stopping those "DISK BUNNIES" in their tracks...so be sure to catch next month's column. In the meantime...I am asking all of you out there in TI LAND to help me in this endeavor. Please do your part to help stop those "DISK BUNNIES" in their tracks!

PAUL'S PAGE



WEST PENN 99'ERS

Another year has gone, I am still corresponding sec for WEST PENN. Again I will do my best to keep everyone informed of the TI news. This month I will try to see if I can continue with my articals. I write about what I have read in other newsletters. This was mostly for only West Penn's members, I realize now that everyone in the country reads our newsletter, and not everyone gets all the newsletters. The information I give out is where I found the information. I will do my best to keep everything straight. Sometimes I get lost in the maze of articals.

In the ROM (users group of Orange Co.) 11/92, has the EARL'S HALL of FAME, by Earl Raguse. Frank Zic was one of his members, among the rest of the famous. Then for those hardware hackers there is an artical on Converting Nintendo Sticks to the TI. In the Oct issue of Newsletter Nine-T-Nine pg 12. I also enjoyed their cartoons. The Erie 99'ers 11/92, has a story on Singing Printers. A reprint from the Ceder Valley 99er's 6/92. I missed this one! For the people interested in


Peripherals that TI never released. There is an artical by Charles Good, of Lima Ohio U.G., reprinted in the Rocky Mountain 99'ers 11/92. Artical about WAFERTAPE DIGITAL TAPE DRIVE.

HAY

PAGE PRO FANS! Guess what MS SOFTWARE did? They came up with a PAGE PRO CATALOGER I have a copy and already used it to print out some of my pictures. It will print PP, Line Fonts; Small Fonts; Borders; Pictures; Pages; and Text files. What a way to start the new year.

The Page Pro Cataloger package - complete with PP cataloger program and PP Cataloger Notebook. Suggested retail price- \$19.95 plus \$3.00 shipping & handling.

PAGE PRO CATALOGER requires a TI-99/4a console, a monitor or TV screen, a disk drive system (minimum configuration of 2 SS/SD drives), 32K memory expansion, TI-99/4A compatible printer, and Extended Basic Module. Suggested retail \$14.00 plus \$1.00 shipping & handling.



H A P P Y N E W Y E A R

MADE IN U.S.A.

PAGE PRO CATALOGER

BY NORMAN ROKKE

GIVES YOU A QUICK
HARDCOPY PRINTOUT
OF ALL OF THESE
PAGE PRO FILES

A MUST PROGRAM
FOR ANY
PAGE PRO USER

- LINE FONTS •
- SMALL FONTS •
- LARGE FONTS •
- BORDERS •
- PICTURES •
- PAGES •
- TEXT FILES •

Distributed By

MS EXPRESS SOFTWARE

P. O. Box 498

Richmond, Ohio 43944

ONLY \$14.95

Plus \$1.00

Shipping and Handling

Page Pro Cataloger requires a TI-99/4A console, a monitor or TV screen, a disk drive system (minimum configuration of 2 SS/SD drives), 32K memory expansion, a TI-99/4A compatible printer, and the Extended BASIC Module.

Page Pro Cataloger is a graphics printing utility program that should prove to be quite useful to all Page Pro users, young and old alike.

Now, no more wondering what characters are included in any particular Page Pro Font...or what that font even looks like in the first place.

No more wondering what a Page Pro Border looks like.

No more wondering what a Page Pro Picture looks like.

No more wondering what a Page Pro Page looks like.


No more wondering...period!

With Page Pro Cataloger, you can choose to print out any combination of the various Page Pro file formats, or you can choose to print out all of the Page Pro file formats that are on any particular disk.

In addition, our Page Pro Cataloger program prints out a "File Type Listing" (similar to a modified disk directory) so you'll always know what Page Pro files are on each of your disks.

If that wasn't enough, Page Pro Cataloger prints every page with ample space on each side of the page, making it easy to keep your pages in any full-page notebook. It automatically skips over your page perforations and prints each new category at the start of a new page, thus making it possible for you to catalog all of your disks without ever having to move any of your files.

ORDER YOUR COPY TODAY!



PAGE PRO 99



TO MAKE A PAGE WITH PICTURES AND WRITING FOLLOW THESE EASY STEPS.

1. DRIVE 1 - PAGE PRO
2. DRIVE 2 - PICTURE DISK.
3. BOOT UP PAGE PRO.
4. PRESS CTRL O
5. REMOVE PAGE PRO FROM DRIVE ONE AND PUT IN INTIALIZED DISK.
6. PUT CURSER WHERE YOU WANT PICTURE.
7. PRESS CTRL L TYPE IN DSK2.n<PICTURE NAME. WHEN ALL PICS ARE ENTERED.
8. FIND SPOT ON PAGE AND BEGIN TYPING IN YOUR MESSAGE..
9. TO PUT IN LARGE LETTERING. PRESS CTRL 9 - NOW TYPE IN PAGE PRO 99..
10. PRESS CTRL 9 AGAIN
11. NOW TO UNDERLINE
12. PASS CTRL 8 THEN PRESS - E - UNDERLINE PAGE PRO 99.
13. PRESS CTRL 8 AGAIN.
14. NOW TYPE IN YOUR MESSAGE.
15. TYPE VERY SLOWLY WHEN GOING FROM LEFT TO RIGHT SIDE OF THE PAGE.
16. WHEN FINISHED - TO SAVE THE PAGE. PRESS CTRL F PRESS 2 SAVE PAGE. DSK1.n - ENTER.

TO PRINT THIS PAGE

DISK #1: PAGE PRO

DISK #2: PICTURE DISK.

BOOT UP NOW PUT IN DISK #1: SAVED PAGE...

PRESS CTRL F #1: LOAD PAGE...

TYPE IN DSK1.n (NAME OF SAVED PAGE.)

WHEN PAGE IS LOADED

PRESS: CTRL P MAKE SURE Y IS PUT IN TO TURN PICTURE ON. YOU WILL GET PRINT OUT.....



YOU SHOULD HAVE SEEN THE ONE THAT GOT AWAY!



EASY INFO FOR MAKING AND PRINT OUT OF THIS PAGE.....



DID YOU PAY YOUR DUES FOR 1993

HINTS - HINTS - HINTS

JANUARY 1993

WEST PENN 99'ERS

7

1. HERE ARE SOME BASIC COMMAND YOU MAY HAVE NOT USED FOR A WHILE.

A. RES X,Y: THIS COMMAND WILL RENUMBER ALL THE LINES (INCLUDING GOTO & GOSUB) THE NEW LINE NUMBER WILL BE X AND ALL THE LINE FOLLOWING WILL BE INCREMENTED BY Y.

B. NUM X,Y: THIS NEXT COMAND WILL ALLOW YOU TO AUTOMATICALLY GENERATE LINE NUMBERS BEGINNING WITH LINE X AND INCREMENT IT BY Y EACH TIME YOU ENTER A LINE.

2. THIS HINT WILL LET YOU LINE UP ALL YOUR DECIMAL POINTS IN YOUR PROGRAM.

```
PRINT TAB(C-POS(STR$(N)&".", ". ", 1)-(N<0));N
```

WHERE N IS NUMBER TO BE PRINTED

WHERE C IS WHAT COLUMN ON THE SCREEN YOU WANT THE DECIMAL TO APPEAR.

3. TIME SAVE TIP: HAVE YOU EVER TYPED IN A LONG LINE AND THEN HAVE THE COMPUTER REJECT IT FOR SOME REASON. THEN TRY THIS QUICK TIP REDO (FTCN 8) AND THE LINE WILL RE-APPEAR ON THE SCREEN READY FOR CORRECTIONS.

4. THIS GOLDEN OLDIE IS ALWAYS GOOD TO HAVE AROUND. IF YOU WANT TO KNOW HOW MUCH MEMORY YOU HAVE LEFT IN REGULAR BASIC, THEN INSERT THESE TWO LINES IN YOUR PROGRAM AND RUN.

```
1. A=A+8  
2. GOSUB 1
```

TYPE RUN AND WHEN YOU GET A MEMORY FULL ERROR TYPE PRINT A - AND YOU WILL HAVE THE AMOUNT OF MEMORY THAT REMAINS (+34 BYTES FOR LINES 1 AND 2) THE COMPUTER USED BYTES OF MEMORY TO STORE THE RETURN ADDRESS FOR GOSUB THATS WHY YOU HAVE TO ADD 8 TO A, IN LINE NUMBER ONE.

5. WANT TO KNOW HOW MANY BTYES OF MEMORY YOU HAVE:

```
A. WITH X/BASIC - 13928 BYTES OF MEMORY  
B. WITH TE II - 14026 BYTES OF MEMORY  
C. WITH BASIC - 14536 BYTES OF MEMORY
```

REDUCE THESE VALUES BY 2808 BYTES IF YOU HAVE A DRIVE ATTACHED.

6. IMPORTANT FUNNEL-WRITER TIPS: IF YOU USE FUNNELWRITER

```
A. CTRL T: MOVES THE CURSOR END OF LINE.  
B. CTRL V: MOVES THE CURSOR TO THE BEGINNING OF THE  
CURRENT LINE.  
C. CTRL L: MOVES THE CURSOR TO THE UPPER LEFT CORNER  
OF THE SCREEN.
```

During the meeting we had a free raffle for some disk programs. Later we had our regular door prize raffle for more programs and 200 count pack of pastel colored tractor feed paper. Next Rob Ekl gave a nice update on the many functions of the TI-85 hand held calculator. If you thought the meeting was a good one up until this point, you had a big surprise coming. Yes, the meeting was really placed into high gear with still another huge give away by our renowned, John Willforth. John has been so good to this, his founded organization, that it is really too much for any of us to say thanks. So we collectively say-THANK YOU, THANK YOU!!! Fay, I know you wanted John to clean-up but this was magnificent. This is not to sound like a good-bye, we are

all looking to see you at the meetings again, real soon. There is more detail I could write but I'm going to take it easy on myself on my birthday. God bless you all. From the officers and all of our group we wish the entire TI community a heart felt, best wishes for the holiday season. May the good 4's be with you.

TI FEST WEST 'NORTH' '93
1396 LINCOLN AV APT B
OGDEN UT 84404

FEST WEST will be held at the Howard Johnson Hotel in Salt Lake City, Utah Feb 12-14, 1993. Room price is \$55.00 single and double and \$62.50 for quad room. Registration fee is \$5.00 per person for both days.

WEST PENN 99'ERS

% Mike Sealy

RD #1 BOX 184

Toronto, OH 43964-9719

Address Correction Requested

BULK RATE
U.S. POSTAGE PAID
DONORA, PA 15033
PERMIT NO. 160

NEXT MEETING

JANUARY 19, 1993

CALL THE PUG BBS

300/1200/2400

(412) 885-3483

24 HOURS A DAY

PLEASE RENEW F 921231
MICKEY CENDROWSKI
RD1 BOX 133
RUSSELTON PA 15076