



West Penn 99'ers



Supporting the TI-99/4A Home Computer

Established 1985

ISSUE #83

July 1992

IN THIS ISSUE

West Penn
Information

2

For Sale

2

Paul
Brock's
Page

3

Invitation

5

Calendar

6

FOR THE RECORD

By: Frank Zic

The June meeting started at 7:15 PM. The meeting began with Mickey giving her thanks to Jim Peters for his donations to the raffle program and to the library. Uh Huh. We got the right one this time, baby. Lynn gave a favorable Treasures report. Paul received 6 disks from the Cinn-Day group. It was mentioned that the new Sysop for the PUG bbs system is Tom Puhatch and the new phone number is (412) 885-3483. Tom is off to a good start and we all wish him luck. Mickey said that her activities are so demanding that she is seldom on the bbs any more. Her new phone number, however, is (412) 265-5201. She said that Chris would have her new address listed in the next newsletter. If there is no direct response, please leave a message on the answering machine. Mickey said she will not be at the July meeting for a very special reason. We all wish Mickey and Mike Cendrowski long happiness together. For the July meeting our special treat will be to have Norm conduct the meeting. Come one, come all, it should be fun. I was teasing Norm and said that I was going to ask a lot of questions at the meeting. He simply said that he would answer them as best he could and that if he didn't know the answer he would simply say so. Sounds like a lot of school teacher training shining through. The club will be ordering a VCR tape of this year's Lima event.

It was mentioned that the next scheduled Faire would be in Chicago on Oct. 30,31. Some issues of the Bozo Chronicle and articles on speech were available to take home. Please keep up with the happenings of OUR computer world by reading the newsletters from the well organized stack that Paul maintains for us. Remember these letters are from the leading TI authors that belong to all the clubs through the country.

Demos for the evening were; Paul on Newsletters and "Disk of The Old West" and myself on how the HRD is initialized and set up with the Menu program. New demos that can be seen soon, if you break out of your shells to participate, are; TI-Base Mail Room, War Zone, Fonts and Borders and TI Casino with supplements. The raffle was for a box of disks, Missile Wars, Karate Challenge, Attack Mode and "Disk of the Old West".

Welcome once again to our newest member, Emil Barca. So there, just testing to see if you are paying attention. All her TI club friends wish Judy Muir a speedy recovery. She is in Jefferson Hospital Room 4121. We miss you.

May the good 4's be with you.

WEST PENN 99'ERS CLUB INFORMATION

NEXT MEETING DATE

JULY 21, 1992
7:00 P.M.

MEETING LOCATION

PENNS WOODS
CIVIC ASSOCIATION

JUST OFF ROUTE 30
N. HUNTINGDON, PA

LIST OF WEST PENN OFFICERS FOR 1992

PRESIDENT:	Mickey	412-265-5201
VICE PRESIDENT:	Norm	614-264-6442
TREASURER:	Lynn	412-835-4304
RECORDING SEC:	Frank	412-751-6065
CORRESPONDING SEC:	Paul	412-478-2754
LIBRARIAN:	Bob	412-863-5672
NEWSLETTER EDITOR:	Chris	703-415-3964

GENERAL ITINERARY OF THE CLUB'S MEETING

6:45 P.M.	DOORS OPEN
7:00 P.M.	GENERAL MEETING
7:45 P.M.	DEMOS AND NEW INFO
9:45 P.M.	ONE ON ONE HELP
9:45 P.M.	SOCIALIZING
11:00 P.M.	DOORS CLOSE

MEETING HIGHLIGHTS FOR THIS MONTH

WHAT? MICKEY WILL MISS THIS MONTH'S WP MEETING, DUE TO HER UPCOMING WEDDING ON JULY 25TH. WHAT NERVE! DON'T MISS, AS NORM FILLS IN WITH PLENTY OF SURPRISES! P.P. BANNER MAKER -- DEMO BY PAUL BROCK FONTS AND BORDERS -- DEMO BY NORM ROKKE

RENEW YOUR MEMBERSHIP DUES!

\$15.00 PER YEAR FOR INDIVIDUAL / FAMILY
\$10.00 PER YEAR FOR ONLY OUR NEWSLETTER

From the Editor...

Greetings, all. This month's issue was delayed, however in case this does not reach you by the meeting I will be in attendance this month, with a couple extra copies of the newsletter. Even if this does not reach you by the 21st, it will reach you before the 25th, which is Mickey's wedding day. Congratulations, Mickey and Michael. I'm sorry I'll miss you at the meeting this month, Mickey, but I'll see you on Saturday.

It has been almost one year since I have seen some of you. Some of you I have been able to catch up with at TI Fairs around the country, and others have even come to DC for visit. It will be very nice to "come home" to the group. See you Tuesday night.

The following is some info I received from Jerry Coffey about signing up on Delphi. The DELPHI free sign-up is as follows: dial 1-800-365-4636, press RETURN after connected, at PASSWORD prompt type 123 and press RETURN. Rate plans explained before sign-up offer online -- they are basically 20/20 (up to 20 hours for a flat \$20/month fee) and 10/4 (4 hours for a flat \$10/month fee). Extra hours charged at slightly more than the average rate for each plan.


CDP

-WP♦

FOR SALE

P-BOX == \$65.00
TI Disk Controller Card == \$25.00
Art Gardner, 412-835-4304.

4A Console, P-BOX, 32K card, Disk Drive, Disk Controller, X-Basic, Grom Port Mod, Keyboard Mod, asking \$135.
Eric, 371-4779.



WEST PENN 99 IBS

Last month I received six disks from CIN-DAY UG. These are the latest news letters from JAN to JUN. I went through JAN's, and it really looks nice. I will try to get some more information on next month. I will bring the disks to the meeting to be evaluated. It looks like a lot of time was put into making them. There seems to be a lot of information on the disks. The JAN disk has a contest for the editors, THE PRIST PERSON to get the answer wins. Well this is July and JAN is gone.

I haven't received all the newsletters for June, so I am caught up on most of the information. I will keep trying to update you with the latest information as I receive it. This information is only my point of view. If you have any important information pass it on to MICKEY or myself.

I was asked to write about @Page Pro 99. I will do my best not to confuse the experts.

Frist of all @Page Pro 99 is the program that I use the most. I am guessing that everyone has the instruction book in front of them. The very first thing that I did was to Print out the QUICK-REF chart on disk one. This is a QUICK-REFERENCE sheet which lists all the command keys of @Page Pro 99 by function and in alphabetical order, as well as provides a little chart for using the line drawing font.

I use the CTRL<O> to toggle the pictures on and off. If the picture is on it will re-load every time you move around on the screen, unless you have a small picture. Living the P's on lets you work much faster. Of course you will find this out after using

@Page Pro a few times. I still forget once in a while. One thing nice is the program won't crash when you make a mistake. Once you choose a FONT LG or SM -THATS it unless you change them again. You are limited to the number of fonts on a page. If you have @TI-ARTIST make a title or name, then save it as an INSTANT. Next load, @Page Pro 99 CONVERT PITCHURES utility, and convert the text into a @Page Pro picture.

The next thing I do is try to plan what I call the LAY OUT. There is 60 columns to work across the page. I want all my pictures on one disk, then put a picture up with the P's then write the text around it. I like to make two columns. I start at the third column and go to the 28th. I tried the columnizer I can't get it to work right for me. I spent four hours on it and then shelved it. I just work my way to the bottom of the page, placing pictures and writing text. I only go to line 58, because I don't use tractor feed paper to print my pages. I then start at the top of column 31 and do the same thing that I did for the first part of the page. I try the pictures out first to see if they will fit. If it dosen't I change the picture. Of course some pictures are to large for my lay out, I would quit @Page Pro after saving the page. I have @Artist Enlarger so I'll reduce the picture to the size I want. Of course I have to have the picture in @Artist Instance first! I guess that it takes about two to three hours going back and forth. Sometimes I'll start all over again.

After I am all done with the @Page Pro page, I will print it out on a piece of blank screp (single strike) to see what it looks

PAUL'S PAGE

like. This method is slow but the results are nice. Don't forget to save your work before printing. I keep all my pictures on one disk drive so I know where they are. @Page Pro won't crash if you create a picture and forget what drive it was in. I have three drives, no 1 is DSSD which I put most of my Pictures. The other two is SSSD. Some times I think that I could use a Secretary.

Another tip is to put your pictures and saved page on one disk, this takes the guess work out of where the pictures are. To do this just take a blank disk and use your favorite copier, and copy the page and pictures. This saves time if you want print the page at another time.

Sometimes I have to go to @TI-ARTIST and make my own picture, I do a little doodling with the art. I get most of my pictures from TIPS I find the ones that I want and make them into an instant, then convert them into @Page Pro. As for the size, I may reduce them to put on a @Page Pro page.

I just recived a new Soft Ware

called PIX PRO from ASGARD SOFTWARE. This program will let me convert pictures to @Page Pro 99. This way if I want to put a picture on a disk, I load Pix Pro and copy it to the @Page Pro disk. I can also clip a @MAC PIX and save it to @Page Pro. I am trying to find an easier way to do these things, so I can use all the help I can get. Maybe someone has a tip for me. I would like to hear from you.

I use @Page Pro 99 to create a cover page and a @Page Pro Short Story for our Newsletter. I also use color paper which I think that it makes the pictures stand out. I also did an artical for 8/91 issue useing @Page Pro 99.

The nice thing about @Page Pro, is if you take your time it will look nice. I can change the screen color by pressing CTRL C. If you want a border around your work, press CTRL 8 use the guide at the bottom of the page, WYSIWYG this can be put anywhere on the page. You can make a coloring book and put your Child or Grand child name on the page. All you need is the crayons!



MADE IN U.S.A.

.....
A-FONTS IC-SCR/COLORIF-L/S/PAGES/TI K-KILL PIC L-LOAD PIC IO-PIC ON/OFF P-PRT.PAGEIR-RESET PROBU-DEL AL PICIE/X/S/D NOV/PAGE PRO QT
DEL CHR | INS CHR | DEL LINE |DOWN SCREEN| WINDOW | UP SCREEN | CLIP PAGE | INS LINE | CTRL-LBFONT| (9)ESCAPE | QUIT
.....

*I dreamed of a
simple wedding wearing
blue jeans and sneakers...*

*A day spent with
family and friends...*

*I asked Mike what
kind of wedding
he wished for...*

*He said, one that would
make me his wife.*

In joyful anticipation of our marriage

We,

Mickey Schmitt

and Mike Cendrowski

invite you to share with us

in our celebration of love

on Saturday, the twenty-fifth of July

Nineteen hundred and ninety-two

at one o'clock in the afternoon

Cheswick Presbyterian Church

1401 Pittsburgh Street

Cheswick, Pennsylvania

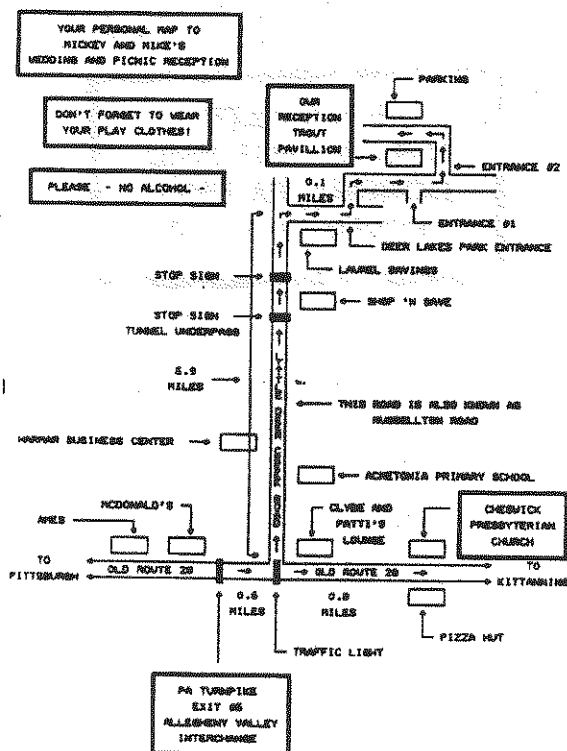
Picnic Reception


immediately following ceremony

Deer Lakes Park

*Mickey and Mike Cendrowski
RD #1 BOX 133
Russellton, PA 15076*

(412) 265-5201





**The West Penn meeting is on the 21st of this month.
Mark your calendar!**

WEST PENN 99'ERS

% Mike Sealy
RD #1 BOX 184
Toronto, OH 43964-9719

**BULK RATE
U.S POSTAGE PAID
DONORA, PA 15033
PERMIT NO. 160**

Address Correction Requested

ISSUE NUMBER 83

July 1992



Call the PUG BBS:
300/1200/2400 bps
(412) 885-3483
24 Hours a day.

F 921231

NICKEY CENDROWSKI
RD1 BOX 133
RUSSELTON PA 15076