

← RT 48

RT 30

IRWIN →

SPITZ
AUTO
JUNKYARD

NORWIN
TOWNE
SQUARE

BETHEL RD

OLD LINCOLN HWY

ST STEVENS
BYZANTINE
CATHOLIC
CHURCH

ESTABLISHED
1985

WEST PENN 99'ERS



SUPPORTING THE

TI-99/4A
COMPUTER



FOR THE RECORD" by Frank N. Zic
ISSUE #2 FEBRUARY 1990

The January 15, 1990 meeting was called to order by President Mickey Schmitt at 7:15 PM. She started the meeting with thanks to John Willforth (relief pitcher), for his save at the last meeting. Yes, folks the Pirates can't be far away. By the way, I told you the Steelers some how would make it to the play-offs. They did just fine. Thanks also went to Ed (Scoops) Bitner for his recent efforts. Is he still around? Lynn gave a brief treasury report. Bob said the latest addition to the library was Contact Bridge. Joe and Rob came in later with some nice goodies, thank your Wife for us Joe. Meanwhile, John W. gave Joe's membership report by saying 8 new members have joined in the last 2 months. John Vukman signed in Albert Kozlesky, best wishes Al. Welcome to all and happy computing. The TCI cable free public announcements, that I placed, stirred only mild responses. The new Assembly books are in, and blank disks and disk boxes are available. The FUG BDC has been down and Gene again missed our meeting due to a hectic schedule.

Check out page 41 of Dec. 89 Micropendium for an update on our 2 Adventure programmers, Lynn and Mickey. Thanks to Frank Foster for his recent Assembly disks and John W. for the forth coming 'Y' cable. Anyone interested (member or not) in their 1990 Income Tax is invited to the FUG meeting on February 18th to hear Bill Chavanne present his fine tax program. Upcoming dates on TI fairs are as follows: Ontario, Canada, April 28; New Jersey, March 17 and Lima, Oh, May 26. A local Ham Fest with some computer equipment usually available will be held March 4 at the Rostraver Fire Hall. Check out the 7 InfoCom games being released by Asgard. These are unreleased TI originals.

TI Forum is no longer being carried by Computer Shopper. What is turning out to be a fine TI news area is the new Asgard News publication. Check it out and give support if you like it. Perhaps a club discount will be forthcoming? Mickey wrote for a catalog from Quality 99. Check page 606 of the February Computer Shopper for 3 1/2 in. 720k disk drives for only \$33.

Demos for the night included: Bob Sadusky, Contact Bridge; Norm Rieke, TI-Artist Plus and your truly on the game Entrapment. Paul Erack showed a program he wrote that indexes a magazine or newsletter. A raffle was held as is the custom. See what all you missed by not attending. Why don't you rearrange your busy schedule and come join the fun next month? Art Gardner is thinking of buying a ribbon inker that may be made available to club members, thanks Art. Bob Sadusky has a Multi-Plan available for \$12.95.

Well, I guess that's about it for this session. If I quit now John may have an inch to play with. May the good 4's be with you.

WEST PENN 99'ERS CLUB INFORMATION

NEXT MEETING DATE: FEBRUARY 20, 1990
 MEETING LOCATION: ST. STEPHEN'S
 BYZANTINE CATHOLIC
 CHURCH
 JUST OFF ROUTE 30
 BETHEL ROAD, NORWIN
 TIME OF MEETING: 7:00 P.M.

LIST OF WEST PENN OFFICERS FOR 1990

PRESIDENT: MICKEY 335-0163
 VICE PRESIDENT: SCOTT 523-3754
 TREASURER: LYNN 835-4304
 RECORDING SEC: ED 864-4924
 CORRESPONDING SEC: GENE 829-0469
 LIBRARIAN: BOB 863-5672
 NEWSLETTER EDITOR: JOHN 527-6656

GENERAL ITINERARY OF THE CLUB'S MEETING

6:45 P.M. DOORS OPEN
 7:00 P.M. GENERAL MEETING
 7:45 P.M. DEMOS AND NEW INFO
 8:45 P.M. HARDWARE & PRINTERS
 8:45 P.M. INTRO TO ASSEMBLY
 8:45 P.M. INTRO TO TI-BASE
 8:45 P.M. USING YOUR CASSETTE
 11:00 P.M. DOORS CLOSE

MEETING HIGHLIGHTS FOR THIS MONTH

LATEST T. I. NEWS AND SOFTWARE DISCOUNTS
 "PICASSO PUBLISHER" DEMO BY GARY TAYLOR
 TEXAMENTS' TI SORT DEMO BY LYNN GARDNER
 WEST PENN "LIBRARY DEMO" BY BOB SADUSKY
 LATEST SOFTWARE DEMOS BY JOHN WILLFORTH

RENEW YOUR MEMBERSHIP DUES!

\$15.00 PER YEAR FOR INDIVIDUAL / FAMILY
 \$10.00 PER YEAR FOR JUST THE NEWSLETTER

TREASURER'S REPORT FOR JAN. 16, '90

FROM LYNN GARDNER

1/16	CASH ON HAND	\$ 50.00
	LIBRARY SALES	32.00
	MICROPENDIUMS	34.75
	DISKS & CASES	82.00
	RAFFLE	31.00
	DUES	305.00

		\$534.75
1/16	EQUIPMENT	- 4.25
	TOTAL	530.50
1/18	DEPOSIT	480.50

1/18	CASH ON HAND	\$ 50.00
12/20	BANK BALANCE	\$1167.26
12/22	INTEREST	+ 3.97

		1171.23
1/16	POSTAGE (JOHN)	- 67.50
1/16	RAFFLE ORDERS	- 235.50
1/17	MICROPENDIUMS	- 37.50


		830.73
1/18	DEPOSIT	+ 480.50

	BALANCE	1311.23
	TOTAL CASH BALANCE	\$1361.23

INDEX

FOR THE RECORD	1
CLUB INFORMATION	2
TREASURER'S REPORT	2
THIS INDEX	2
PRINTERS #5.....	3
12.5 V. CONV. FOR EPROMMER.....	4
SPECIAL MEMBERS ONLY SALE.....	5
MICKEY'S MOUSE.....	6
TI TAX ADVERTISEMENT.....	7
NEW SUPPORT FOR THE TI	7
WORD HUNT (PROGRAM).....	8-9
INVITATION TO TI TAX (AT PUG)..	9
MODULE LIBRARY BOX.....	10
MIDI INTERFACE.....	10
CLASSIC MUSIC.....	10
INFOCOM ADVENTURES.....	10

Last month I ended with a little program that printed my three initials "JFW" as a single graphic character. This month I'll expand on that program.



To the left you will see four graphics which actually consist of nine 8x8 graphic characters, three in the top row and three rows high. And since there are 8 eight-bit characters in each graphic character, there are 72 characters sent to the printer to print a single complete image printed (8x3x3).

The top graphic is in the Standard-density mode. The second one down is in Double-density graphics, the third down is in Double-speed double/densitygraphic mode, and the bottom is in Quadruple-density graphic mode.

You can create even much larger graphics either as I did using a CHR\$(xxx) or by creating a series of DATA statements and reading them into a DIMension and then printing out that file to a printer.

ABOVE ARE FOUR OF THE MANY GRAPHIC MODES AVAILABLE.

The program below was designed to be simple to understand rather than short and fast. From what you learned in Printers #4, line # 120 is setting the line spacing so that the 8 dot high character will not have a window-blind-effect between them (white lines horizontally). The line 130 simply is used by my demonstration program to select Standard-density graphics mode first and line 140 is a definition of commands so that I can use a brief command to reimplement the graphic mode, GMODE\$ as seen in lines 150,180, and line 210. The actual printing is done in lines 150 through 230. Lines 240 to 300 are there to change the modes described above. Lines 110 through 230 will do a standard graphic printout.

```

100 ! DEMO OF MULTI-CHARACTER GRAPHICS.
110 OPEN #1:"PIO"
120 PRINT #1:CHR$(27);"A";CHR$(8)
130 G$="K"
140 ESC$=CHR$(27):: L$=CHR$(24):: M$=CHR$(0):: GMS=ESC$&G$&L$&M$ :: GMODE$=GM$
150 PRINT #1:GMODE$;CHR$(254);CHR$(240);CHR$(224);CHR$(224);CHR$(224);CHR$(224);
CHR$(255);CHR$(255);
160 PRINT #1:CHR$(255);CHR$(255);CHR$(224);CHR$(224);CHR$(224);CHR$(224);CHR$(24
0);CHR$(254);
170 PRINT #1:CHR$(000);CHR$(128);CHR$(255);CHR$(255);CHR$(255);CHR$(255);CHR$(25
5);CHR$(128)
180 PRINT #1:GMODE$;CHR$(000);CHR$(000);CHR$(000);CHR$(000);CHR$(000);CHR$(000);
CHR$(255);CHR$(255);
190 PRINT #1:CHR$(255);CHR$(255);CHR$(000);CHR$(000);CHR$(000);CHR$(000);CHR$(00
0);CHR$(000);
200 PRINT #1:CHR$(000);CHR$(000);CHR$(255);CHR$(255);CHR$(255);CHR$(255);CHR$(25
5);CHR$(000)
210 PRINT #1:GMODE$;CHR$(000);CHR$(000);CHR$(000);CHR$(001);CHR$(003);CHR$(007);
CHR$(255);CHR$(255);
220 PRINT #1:CHR$(255);CHR$(255);CHR$(007);CHR$(003);CHR$(001);CHR$(000);CHR$(00
0);CHR$(000);
230 PRINT #1:CHR$(000);CHR$(001);CHR$(255);CHR$(255);CHR$(255);CHR$(255);CHR$(25
5);CHR$(001): :
240 IF G$="K" THEN 280
250 IF G$="L" THEN 290
260 IF G$="Y" THEN 300
270 IF G$="Z" THEN STOP
280 G$="L" :: GOTO 140
290 G$="Y" :: GOTO 140
300 G$="Z" :: GOTO 140

```

```

*****
* FOR SALE one NEC SpinWriter Letter Quality *
* printer with sheet feeder manuals, and the *
* serial cable. $150. COMMERCIAL QUALITY! *
* ALSO FOR SALE one DECwriterIII LS120-HE, a *
* 120 cps serial KSR (with keyboard) and spare*
* parts. $125. Call evenings (412) 373-9085 *
*****

```

ML

**12.5 VOLT CONVERSION FOR
MECHATRONICS EPROMER**

Back in June I received my Mechatronics Eprom Burner. Reading the directions, I noticed that it burns in 21 and 25 volt eproms. Going through my junk box I found some 2764 12.5 volt eproms. Looking through Jameco and other electronics publications I found that most 8K and 16K (2764 or 27128) eproms are designed for 12.5 volt burn in voltage. 21 volt eproms are available but harder to find. I then decided to see how the Mechatronics Epromer got it's 21 and 5 volts and if I could add a 12.5 volt circuit.

The epromer uses a 7805 voltage regulator to produce the 21 and 25 volts. The 7805 is a 5 volt regulator but can be used as variable regulator by controlling it's ground leg. With the ground (center) leg at 20.4 volts it outputs 25.5 volts, with it at 16.2 volts it outputs 21.2 volts. It does this through a series of Zener Diodes. An 11, 4.7 and 4.3 volt diode are used with a lead between the 4.7 and 4.3 to change the voltage. By grounding this lead you get 21 volts, by pulling it up to 5 volts you get 25 volts. This lead is software controlled. By trial and error I found that disconnecting the ground lead and applying a 7.8 voltage I got 12.7 volts output. Experimenting with Zener diodes I found an 8.2 volt Zener gave me 13.2 and by adding an LED and an 1800 ohm resistor in series with the diode, I got 12.7 volts output.

The last trick was adding a switch with the center lead to the regulator and the outer leads, one to the original diodes and the other to the diode LED combination. I used a miniature SPDT switch and an LED same size as the ones on the board mounted in front between the ZIP socket and the power plug. Any convenient location will do.

Testing went fine, when in 12.5 volt mode the LED is illuminated, it doesn't matter what voltage you tell the software you are using, if the switch says 12.5 you are in 12.5 mode and if not in 12.5 mode, the software takes over for 21 or 25 volt mode.

I'm including some drawings with this article to show locations and where I cut the trace, also locating where I added my components.

ANY QUESTIONS PLEASE CONTACT:

Jack Zawediuk
719 N. 12th St.
Allentown, PA 18102
(215) 821-1043

***** NOTICE *****

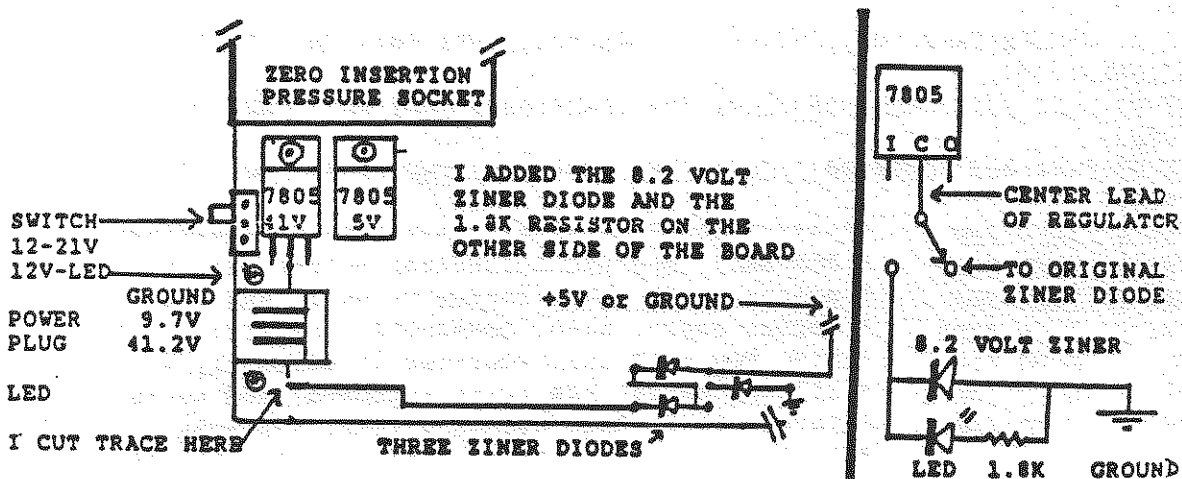
THE LEHIGH 99'ER USER GROUP OR I ARE NOT RESPONSIBLE FOR ANY DAMAGES THAT MAY BE CAUSED BY YOUR ATTEMPT TO DO INCORPORATE THESE CHANGES. CAUTION!!

----- PARTS -----

ONE EACH OF THE FOLLOWING:

- 8.2 VOLT ZENER DIODE
- 1.8K 1/4 WATT RESISTOR
- LIGHT EMITTING DIODE (LED)
- S.P.D.T. SWITCH

* THANKS JACK FOR THIS ARTICLE. MANY*
* HAVE RECENTLY ACQUIRED THIS DEVICE*



ATTENTION

ALL WEST PENN 99ERS

THERE WILL BE A VERY SPECIAL
SALE TAKING PLACE DURING THE
REGULAR WEST PENN MEETING ON
FEBRUARY 20, 1980

ALL CLUB MEMBERS WILL BE GIVEN AN EQUAL OPPORTUNITY
***** NO ADVANCE SALES *****


THE FOLLOWING IS A LIST OF
ALL ITEMS TO BE SOLD

TI 40 COLUMN MONITOR.....	\$100
EMPTY P-BOX.....	\$ 75
DISK DRIVE WITH POWER....	\$ 60
DISK CONTROLLER CARD.....	\$ 50
DISK DRIVE (NO POWER)....	\$ 25
BLACK/SILVER CONSOLE.....	\$ 25
EXTENDED BASIC MODULE....	\$ 25
SPEECH SYNTHESIZER.....	\$ 20
EDITOR ASSEMBLER PKG....	\$ 10
MULTIPLAN PACKAGE.....	\$ 10
TI WRITER PACKAGE.....	\$ 10
OTHELLO MODULE.....	\$ 5
TEII MODULE.....	\$ 5
P-BOX DIAGNOSTIC MANUAL..	\$ 4
TI JOYSTICKS.....	\$ 3
MOONMINE MODULE.....	\$ 3
PARSEC MODULE.....	\$ 3
STAR TREK MODULE.....	\$ 3
TAX INVESTMENT MODULE....	\$ 3
CASSETTE CABLE.....	\$ 2
MUNCHMAN MODULE.....	\$ 1
TI INVADERS MODULE.....	\$ 1

The *Asgard Mouse*, by Michael Maksimik, is a high-quality, solidly-constructed 3-button mouse compatible with both the TI-99/4A and the Myarc Geneve 9640. Easy to install, this mouse is a must for the next generation of TI and Geneve software. This capable critter includes software for using it with *TI-Artist* and *TI-Artist Plus*, and for interfacing it to your Extended BASIC and Assembly programs. Comparable to mouse systems costing twice as much! Requires disk system, 32K and RS232. Fully guaranteed and warranted. Get yours today!


Put a Mouse in Your House

Suggested Retail
\$54.95



Made by Asgard Peripherals
Distributed by:

Mickey Schmitt
196 Broadway Ave.
Lower Burrell, PA 15068



TI-TAX TI-TAX™ TI-TAX

STEP UP TO TI-TAX ::: TRUE TAX SIMPLIFICATION

GREAT NEW FEATURES! NEW LOW PRICES!

ADDITIONAL FORMS! EASY DATA INPUT!

USE YOUR TI-99:4A OR GENEVE

DO YOUR OWN TAXES AT HOME

These EASY-TO-USE, HI-QUALITY, CROSS-LINKED templates:

- Generate and print IRS useable Forms and Schedules
- Can be used in lieu of IRS preprinted forms (Except forms requiring signature -- now will overprint IRS Form 1040/1040A)
- Have grown each year since 1983; INCLUDES TAX LAW CHANGES
- Can link to your other Multiplan(tm) records
- Are not copy protected. (Ask about "Fairware" rebates!)
- Are great for "What if...?"ing.
- Do most of your calculations

MAKE CHECKS TO:
William G Chavanne
4549 English Ave
Ft Meade, MD 20755

Select from these 8 disks to suit your need:

ADD \$5 SHIPPING AND HANDLING

<p>SHORTFORMS — \$20</p> <p>FORM1040e1 Income Tax Return For Single Filers w/no Dependents (Page 1)</p> <p>FORM1040e2 (Short Form, page 2)</p> <p>(Incl Schedules K, V, & Z)</p> <p>SCHEDULE1e1 Interest, Dividends, Child & Dependent Care (Page 1) (Page 2)</p> <p>SCHEDULE1e2 (Hints for effective error/Short Form processing) (File for common data, advise repeat entries)</p> <p>INITIAL (File for entering info on dependents)</p> <p>INPUT2 (Printer output routine)</p> <p>PRINT17 (Form to register for rebates)</p> <p>REBATES (Easy reading, covers Short forms)</p> <p>USER MANUAL</p> <p>WARRANTY</p> <p>LONGFORMS — \$10</p> <p>FORM1040e1 (Short Form, page 2)</p> <p>FORM1040e2 (These Schedules are an integral part of Form1040e2)</p> <p>FLDSHORT (Hints for effective error/Long Form processing) (File for common data, advise repeat entries)</p> <p>INITIAL (File for entering info on dependents)</p> <p>INPUT2 (Printer output routine)</p> <p>PRINT17 (Form to register for rebates)</p> <p>REBATES (Easy reading, covers ALL TI-Tax forms)</p> <p>USER MANUAL</p> <p>WARRANTY</p> <p>USUALFORMS — \$12.50</p> <p>FORM210e1 Employee Business Expenses (Page 1) (Page 2)</p> <p>FORM210e2 Sale of Your Home</p> <p>FORM241 Child and Dependent Care Expenses</p> <p>FORM2903 Moving Expenses</p> <p>FORM304 IRA Contributions, IRA Basis, and Distributions</p> <p>FORM304e1 Employees Withholding Allowance Certificate</p>	<p>SCHEDULES1 — \$12.50</p> <p>SCHEDULE1e1 Interest and Dividend Income</p> <p>SCHEDULE1e2 Profit or Loss from Business</p> <p>SCHEDULE1e3 Capital Gains and Losses (Page 1) (Page 2)</p> <p>SCHEDULE1e4 Contribution Sheet for Schedule B (Page 1) (Page 2)</p> <p>SCHEDULES2 — \$12.50</p> <p>SCHEDULE2e1 Supplemental Income and Loss (Page 1) (Page 2)</p> <p>SCHEDULE2e2 Farm Income and Expenses (Page 1) (Page 2)</p> <p>SCHEDULE2e3 Credit for the Elderly or the Disabled</p> <p>SCHEDULE2e4 Social Security Self-Employment Tax</p> <p>MOREFORMS1 — \$12.50</p> <p>FORM1040e1 Annual U.S. Individual Income Tax Return</p> <p>FORM2210e1 Underpayment of Estimated Tax (Page 1) (Page 2)</p> <p>FORM2210e2 Computation of Investment Credit (Page 1) (Page 2)</p> <p>FORM448e1 General Business Credit</p> <p>MOREFORMS2 — \$12.50</p> <p>FORM452e1 Association and Amortization (Page 1) (Page 2)</p> <p>FORM452e2 Investment Interest Expense Deduction</p> <p>FORM472e1 Tax on Lump-Sum Distributions (Page 1) (Page 2)</p> <p>FORM472e2 At Risk Limitations</p> <p>FORM479 Alternative Minimum Tax -- Individuals</p> <p>FORM481</p> <p>MOREFORMS3 — \$12.50</p> <p>FORM271 Investor Report of Tax Shelter Registration Number</p> <p>FORM282 Passive Activity Loss Limitations</p> <p>FORM282C Passive Activity Credit Limitations</p> <p>FORM282D Low-Income Housing Credit</p> <p>FORM282E Tax for Children Under age 14 with Income Over \$1000</p> <p>FORM282F Parent Election to Report Child's Interest/Dividends</p>
---	---

Write for output samples!

Dear Classic Computer Enthusiast:

We understand that the last dominion for classic computer information has been discontinued. It is our intention to pick up coverage for this well represented segment of the market, effective immediately.

Computer Buyer's Guide will provide, monthly columns dedicated to the specific issues and products of classic computer owners. Because this announcement affects so many User Group Members and Bulletin Board Users, we thought it appropriate to contact you through your organization.

As you already know, we have continually supported these groups through our monthly publishing of FOG International's Listings. We fully intend to provide coverage equal to the interest developed from this undertaking.

If for any reason you require additional information or merely want to share ideas and interests, please contact me directly. We are confident that the editorial direction of Computer Buyer's Guide will meet the needs of your members.

Respectfully,

Douglas E. Kilarski
Editor-In-Chief

The following program is by JACK SUGHRUE, Box 459, E. Douglas, MA 01516 and is his version of WORD SAFARI. This program written in X BASIC has many advantages.

WORD HUNT

```

100 @=1 :: CALL CLEAR :: DIM
    A$(728),A(7),B$(25)
110 C$="0" :: FOR B=@ TO 8 :
: CALL COLOR(B,2,13)
120 NEXT B :: CALL CHAR(96,"
0"):: GOSUB 200 :: PRINT "
WORD HUNT PUZZLE " : : : :
: : : : : : : : PRINT " ^^^s
trike^^^^any^^^^key^^^^" :: GOS
UB 750
130 GOSUB 200 :: PRINT " WOR
D HUNT PUZZLE " : : : : PRINT
: : " CHOOSE" :: PRINT : "
1 SETUP (CHOOSE FIRST)" ::
PRINT : " 2 INPUT PUZZLE"
140 PRINT : " 3 OUTPUT LIS
T"
150 PRINT : " 4 OUTPUT ANS
WER" :: PRINT : " 5 QUIT":
: : : :
160 GOSUB 750 :: IF C<49 THE
N 160
170 IF C>53 THEN 160
180 ON C-48 GOSUB 770,230,97
0,870,190 :: GOTO 130
190 CALL CLEAR :: STOP
200 CALL CLEAR :: CALL SCREE
N(11):: CALL VCHAR(@,@,96,48
):: CALL VCHAR(@,31,96,48)::
FOR D=@ TO 8
210 CALL SOUND(-999,VAL(SEG$
("26226229433034939244049452
3587659698784",INT(12*RND+@)
*3-2,3)),0,VAL(SEG$("1311751
96",INT(3*RND+@)*3-2,3)),5)
220 NEXT D :: RETURN
230 GOSUB 200 :: PRINT " CHO
OSE " :: PRINT : " 1 10
X10 PUZZLE" :: PRINT : " 2
20X20 PUZZLE" :: PRINT :
" 3 25X25 PUZZLE" : : :
: : : : : : : :
240 GOSUB 750 :: IF C<49 THE
N 240
250 IF C>51 THEN 240
260 E=(C-48)*10-5*INT(C/51):
: GOSUB 200 :: F=@ :: G=@ ::
H=@ :: IF I=0 THEN 280
270 INPUT " TITLE OF PUZZLE?
":D$ :: INPUT " HOW MANY CO
PIES? ":F
280 INPUT " HOW MANY WORDS?
":J :: IF J<26 THEN 300

```

```

290 PRINT "SORRY: 25-WORD MA
XIMUM." :: GOTO 280
300 FOR B=0 TO J-@
310 INPUT " WORD "&STR$(B+@)
&" ? ":B$(B):: IF LEN(B$(B))
>2 THEN 330
320 PRINT "SORRY: 3-LETTER M
INIMUM." :: GOTO 310
330 IF LEN(B$(B))<11 THEN 35
0
340 PRINT "SORRY: 10-LETTER
MAXIMUM." :: GOTO 310
350 NEXT B
360 INPUT "ANY CHANGES? (Y/N
) ":E$ :: IF E$<>"Y" THEN 39
0
370 INPUT "WHICH NUMBER? ":B
380 INPUT "MAKE CORRECTION?"
:B$(B-@):: GOTO 360
390 GOSUB 200 :: PRINT : : :
" THINKING..." :: A(
0)=@ :: A(4)=-@ :: A(@)=E+@
:: A(5)=-A(@):: A(2)=A(@)+@
:: A(6)=-A(2):: A(3)=A(2)+@
:: A(7)=-A(3):: B=E+3
400 K=(E+2)^2-@-B :: FOR L=B
TO K :: A$(L)=" "
410 NEXT L :: M=E+2 :: K=M*M
-M :: FOR B=0 TO K STEP M ::
A$(B)="**" :: A$(B+E+@)="**
" :: A$(B/M)="**" :: A$(K+B/
M)="**"
420 NEXT B :: K=0 :: FOR N=0
TO J-@ :: D=0
430 D=D+@ :: E$=STR$(D)&" "
:: CALL HCHAR(23,25,ASC(E$))
:: CALL HCHAR(23,26,ASC(SEG$
(E$,2,@))): IF D<76 THEN 49
0
440 J=N :: GOSUB 200 :: PRIN
T "SORRY: CAN ONLY SQUEEZE I
N";STR$(J);" WORDS." : : : :
: : : : PRINT " CHOOSE" :: PRIN
T : " 1 USE ";STR$(J):"P
RESENT LIST." :: PRINT : "
2 BEGIN AGAIN" : : : : :
: : : : : :
450 GOSUB 750 :: IF C<>49 TH
EN 470
460 GOSUB 200 :: PRINT "
THINKING..." : : : : :
: : : : : : : : GOTO 620
470 IF C=50 THEN 740
480 GOTO 450
490 B=INT(((E+2)^2-E)*RND)+E
:: IF A$(B)<>" " THEN 430
500 FOR O=0 TO 7
510 IF K<B THEN 530

```



```

520 K=0
530 L=B+A(K):: FOR P=2 TO LE
N(B$(N)):: IF L<E+2 THEN 570
540 IF A$(L)<>" " THEN 570
550 L=L+A(K)
560 NEXT P :: GOTO 590
570 K=K+@
580 NEXT O :: GOTO 430
590 L=B :: FOR F=@ TO LEN(B$
(N)):: A$(L)=SEG$(B$(N),F,@)
:: A$(L)=A$(L)&A$(L):: L=L+A
(K)
600 NEXT P :: K=K+@
610 NEXT N
620 FOR B=0 TO (E+2)-2-@ ::
IF A$(B)<>" " THEN 640
630 A$(B)=CHR$(INT(26*RND)+6
5)&" "
640 NEXT B :: GOSUB 200 :: I
F I=0 THEN 660
650 PRINT " P R I N T I N G"
660 FOR M=@ TO F :: IF I=0 T
HEN 680
670 PRINT #I:CHR$(27)&CHR$(8
7)&CHR$(@) : : " " ;D$:"
~~~~~";
680 FOR B=0 TO E+@ :: PRINT
#I:CHR$(27)&CHR$(87)&CHR$(@)
:" " ;:: FOR K=B*(E+2)TO (B
+@)*(E+2)-@ :: PRINT #I:SEG$
(A$(K),@,@);
690 NEXT K
700 NEXT B
710 NEXT M :: IF I<>0 THEN 7
30
720 PRINT : " PRESS ANY
KEY";:: GOSUB 750
730 PRINT #I:CHR$(27)&CHR$(8
7)&CHR$(@) : :
740 RETURN
750 CALL KEY(O,C,Q):: IF Q<=
0 THEN 750
760 RETURN
770 GOSUB 200 :: PRINT " CHO
OSE" :: PRINT : " 1 SCREE
N" :: PRINT : " 2 PARALLE
L PRINTER" :: PRINT : " 3
OTHER" : : : : : : : : :
: : : : :
780 GOSUB 750 :: IF C<49 THE
N 780
790 IF C>51 THEN 780
800 I=0 :: IF C=49 THEN 860
810 I=@ :: F$="PIO" :: IF C=
50 THEN 830
820 INPUT " DEVICE ? ":F$
830 IF C$="0" THEN 850
840 CLOSE #@

```

```

850 OPEN #@:F$,OUTPUT :: C$=
"1"
860 RETURN
870 GOSUB 200 :: IF I=0 THEN
890
880 INPUT "HOW MANY COPIES?"
":G :: PRINT : : "PRINTING
ANSWERS."
890 FOR M=@ TO G :: IF I=0 T
HEN 910
900 PRINT #I: : : : " " ;D
$:" ~~~~~";
910 FOR B=0 TO E+@ :: PRINT
#I: : " " ;:: FOR K=B*(E+2)T
O (B+@)*(E+2)-@ :: PRINT #I:
SEG$(A$(K),2,@);
920 NEXT K
930 NEXT B
940 NEXT M :: IF I<>0 THEN 9
60
950 PRINT : " PRESS ANY
KEY";:: GOSUB 750
960 PRINT #I: : : : : : RETUR
N
970 GOSUB 200 :: IF I=0 THEN
990
980 INPUT "HOW MANY COPIES?"
":H :: PRINT : : "PRINTING
LIST."
990 FOR M=@ TO H :: IF I=0 T
HEN 1010
1000 PRINT #I: : : : " " ;
D$:" ~~~~~";
1010 FOR B=0 TO J-@ :: PRINT
#I: " " ;B$(B)
1020 NEXT B :: PRINT #I: : :
:
1030 NEXT M :: IF I<>0 THEN
1050
1040 PRINT " PRESS ANY
KEY";:: GOSUB 750
1050 RETURN

```

TAX TIME.....
BILL CHAVANNE author of TI TAX will be at the February meeting of the Pittsburgh Users Group. He will do a class on "BEGINNING MULTI-PLAN" from 4 to 5 PM, followed by a class on "ADVANCED TECHNIQUES" from 5-6 PM as well as presenting a demo using his templates for doing your taxes during the regular meeting. All of the West Penn 99'ers are invited to attend. FEBRUARY 18th at any of the times listed above. Software will available. Come! Learn! Enjoy!

SOME NEW ITEMS FOR THE T.I....(thanks to K.C. 99'ers).....

MODULE LIBRARY BOX.... Allows full use of the 99/4A's REVIEW MODULE LIBRARY option. You can plug in ANY eight modules into the box, and call them from the module selection screen, as well as being able to do CALLS from any module to any module. Handy if you would like the Speech in TE-II to work in the Xbasic programs. No switches or connector wear to worry about. Available from: OASIS PENSIVE ABACUTORS, Gary Bowser, 432 Jarvis Street, Suite 502, Toronto, Ontario, CANADA M4Y 2H3 or call (416) 960-0925. Cost \$100. (U.S.A. funds).


MIDI INTERFACE FOR 99/4....The rumor that I mentioned a couple months ago, is about a month away from fruition. Asgard Software will market the MIDI package developed by Mike Maksimik of the Chicago Users Group. The product will use the RS232 card in your system and via a special cable interface to your keyboard and it's MIDI port, enable your TI to sing "beautiful music". The package will contain special software which will drive a port on your RS232 card to match the MIDI protocol frequency as well as provide the required handshaking. The software will enable easy encoding of the music for playing through your Casio, Yamaha, or other MIDI standard keyboard. It's really coming!

CLASSICAL MUSIC DISKS.... Classical music in assembly that doesn't sound like computer music. Very realistic. Each disk in the set has about 30 minutes of music and a written commentary about the author and his music - \$5.00 per disk for the main set of 9 disks. There are two BACH disks at \$8.00 each with over an hour of music each. (\$16. per set of two). Contact: HARRISON SOFTWARE, 5705 40th Place, Hyattsville, MD 20781 or call: (301) 277-3467.

INFOCOM ADVENTURES.... Seven previously un-released Infocom adventures that have been converted from PC format to the TI-99/4A by Barry Boone are available from: ASGARD SOFTWARE, P.O. Box 10306, Rockville, MD 20849 (703)255-3085 for \$14.95 + 2.50 S/H each.

WEST PENN 99'ERS

% JOHN F. WILLFORTH
R. D. #1 BOX 73A
JEANNETTE, PA
15644



ISSUE NUMBER 2
FEBRUARY-1990

FIRST CLASS
POSTAGE

MICKEY SCHMITT
196 BROADWAY AVE.
LOWER BURRELL PA 15068

CHECK! YOUR DUES MAY BE DUE.