

SouthWest Ninety-Niners

September 1990

P.O. Box 17831 Tucson, AZ 85730

OFFICERS

- BJ Mathis - President
- Tom Wills - Vice President
- Ed McCullough - Secretary
- Larry Newman - Treasurer

NEWSLETTER

BJ Mathis - Editor

LIBRARY

BJ & Jack Mathis - Co-Chairmen
 Ida McCargar - Fairware/Lending Librarian



NOTICE!!! NOTICE!!!
MEETING DAY REVERTS!!



Our regular meetings will revert back to the first THURSDAY of each month, due to scheduling problems. Next meeting, THURSDAY, September 6th at Devon Gables Health Care Center in the Executive Dining Room at 6150 E Grant across from the Price Club at 7pm. Larry Newman will present a demonstration disk from Asgard.

EXEC MEETING

Monday after general meeting at 6:30pm (September 10th).
 Johnie's Restaurant 22nd & Alvernon - All SW99ers welcome -
 Call BJ in advance if you plan to attend.

GENERAL USERS

Third Tuesday of each month (September 18th) at 7:30pm.
 Mathis' home - 5941 E 26th - 747-5046.

GENEVE USERS

Second Tuesday of each month at 7:30pm (September 11th).
 THIS MONTH at Rod Stallard's home - 7575 E Logan Dr -
 745-6071.

ADVANCED LANGUAGES

Meeting canceled this month.



The Cactus Patch

♦ SYSOPS ♦
 DAVE ORMAND
 ♦ ♦ AND ♦ ♦
 TOM WILLS

24HRS/7DAYS
 PARITY=8N1

PARADIGM
 SYSTEM

602-290-6277



MEMBERSHIP REPORT

Twenty-six people signed in at Devon Gables for the August meeting. We received one new member, Larry Tippet of Model City, NY. Tom Buick, Yes Zag, and Lee Janowsky renewed their memberships.

This spring & summer the stork brought two new members to SouthWest Ninety-Niners. Kip and Stephanie Wagner welcomed Shandi Lynn, to their family on July 2, 1990. Rick and Eva Landry were joined by Ryan on April 19th, 1990.





PRESIDENT'S CORNER

SouthWest Ninety-Niners will be featured on Arizona Illustrated, Channel 6, September 7th between 6:30 and 7:00pm. Thanks go to Kim Lamb and her crew from KUAT.

Thanks also to Tom Willis, Ed McCullough, Ida McCargar, Pat Craig, Les Neff, Al Armstrong, Richard Baron and his wife, Wes Eng, Larry Newman, and the Mathis Family, members of SW99ers, who came to the filming on August 27th at Woods Library. Special thanks to Larry Newman for making arrangements for us to use the meeting room at Woods Library.

I would like to personally thank Tom for being the substitute Editor for me, while we went to Oregon and California for our first whole family vacation in a couple years. We went horseback riding, swimming, flying with my brother and Jack's dad, and water skiing. We, also, installed two ceiling fans, garage door opener, track lighting, worked on cars, etc. The second time on horseback was a mistake for Jack. He managed to fall off of Big Bertha and broke his leg! We did enjoy our vacation in spite of him, however!

Oops! I messed up the phone number for the Ranada Main Gate Hotel for Fest West '91 reservations. The correct number is 1-800-447-4048. Remember only fifty rooms are available at \$55 per night and closing date for reservations at this rate is 15 January 1991. You can make reservations with your credit card at no charge and if you change your mind, just cancel before the date.

Dave's suggestion outlined in item #2 of the minutes is being worked out. We will be getting together at least one console/cassette system. Right now, I don't have any extra consoles on hand. Jack's broken leg makes it difficult for us to get around to the places we need to in order to implement this project. We will try to have things ready to go by the time of the meeting.

BJ Mathis - 747-3046

DISK-OF-THE-MONTH SEPTEMBER 1990



by *Ida McCargar*

DOHs are available FREE to SW99ers attending the membership meeting each month. If you are unable to attend the meeting, members may buy DOHs for \$1, either at a later meeting or by mail (no extra cost by mail).

Cassettes are prepared each month for members with "cassette only" systems. The COHs are FREE to "cassette only" members who attend the membership meeting each month or for \$1 as outlined above for DOHs.

This month's disk contains 2 files from Jack Sughrue's newest version of PLUS! Both are by Anne Dhein. PLUS! is Fairware, it is in our library, more than 1450 sectors of Writer help and miscellaneous programs.

CARD-DOC is a tutorial on using TI-Writer to create letterheads and greeting cards.

EARLYBIRD is a file to load into TI-Writer Editor. You may add text as desired between the guidelines, then erase the lines and save to another disk. Exit Editor, load Formatter, and load this saved file. Change the LF after PIO to CR and print. Fold the sheet into quarters and there is your card or note.

EASY/LABEL & MATCH/DICE are two programs from Paul Scheidemantle. We have a disk full of his articles in the Fairware library, with programs and tutorials.

MENU, also by Paul S., is a sample loader and keypress program. You can make a menu for your own disk by changing the DATA statement.

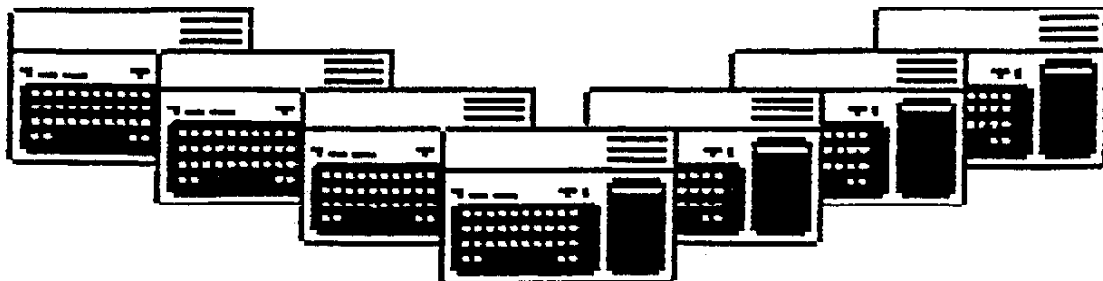
BATTLESTAR is a game--defend the Battle Star from alien attack by using the arrow keys.

HAVEADAY--a little graphic from Barry Traver for those who are tired of seeing Smiley faces. View or print it with MAX-BLE.

SAH-JOSE, a sing-along with words but no graphics. Would someone like to try adding graphics to this program?

TITLEPAGE1 is a Universal Title Page maker.

VOCABX is a vocabulary game for 1 to 4 players. Some interesting words here, but the DATA files can be changed to adapt the program for different levels.



AUGUST SW99ERS' MINUTES

Tuesday August 7, 1990



1. Ed Hallett conducted the Question & Answer period.

Q. When I tried Joy Paint with Extended Basic and TI-Writer, it would not work and locked up my system. Could this be a disk problem?

A. There are a number of possibilities: Bad spot on the disk; bad contact points on the GROM Port and or Modules; the size of the Joy Paint program, it uses most of the available memory.

Q. What causes Sector Zero or other sectors to go bad?

A. There are several possibilities for this also. Over a period of time, a floppy disk will lose its capacity to retain intelligence. It is possible to demagnetize parts of a floppy if stored near operating electronic equipment. Sometimes accumulation of dirt or other forms of impurities collecting on the raceway will prevent the heads from traveling the full length. During dry weather, if a person's body is not neutralized frequently, a static discharge can occur when touching a disk, blanking out parts of a sector.

Q. When Jack Mathis returns from vacation, will he continue his Demo on Sector Editing?

A. We haven't told him yet, but yes, he had only enough time to give us the basics at the last meeting.

Q. Are there any resource books on Arrays that provide more than a limited example to teach one how to expand the matrix?

A. Talk with Ed Hallett after the meeting.

Q. My RX-1000 Rainbow won't print but one line at a time. I have to take it off-and-on-line to print all the lines.

A. Contact Star Micronics about changing out your E-PROM.

2. A person whose son is paralyzed from the waist down approached Dale Ussery about the possibility of getting the boy involved with computers. Dale proposed the idea of setting up a number of basic Console-Cassette Systems to be used as loaners in such situations. In the discussion that followed, it developed that this would be a good way to handle possible new members. However, to make the idea work productively, a club member must adopt the individual, like in a "buddy system", so that the person could be taught to use the equipment properly and have someone to telephone for immediate assistance when problems are encountered. A motion was adopted to have the EXEC Committee develop a policy for loaning out such systems.

3. Mickey Schmidt has updated, corrected, improved and printed into a 52 page loose leaf booklet format, the Tutorial Series "Getting the Best From Your Cassette System". This booklet has been made available to User Groups as a "Master Copy" so it can be duplicated and distributed to club members only for no fee other than the cost of printing it. Ed McCullough has made eight duplicates as an experiment and will make them available to Cassette System owners for a donation to the club treasury of \$1.00 per booklet.

4. The plans for a taped interview by TV Station KUAT have been postponed due to an illness of the project director, Kim Lamb.

5. Ed Hallett will be moving back to Tucson next week, after a two year period spent between El Paso and Douglas.

6. SYSOP Tom Vills has initiated a series of articles in the Newsletter on how to use our BBS (Cactus Patch).

7. Richard Brewer has invited the members to come to his property on the north side of the Santa Catalina Mountains to learn how to pan for Gold.

8. Pat Craig gave a very interesting Demo on astronomy using the TI-99/4a Computer.

Ed McCullough, Secretary



CACTUS PATCH HELP FILES PART II - FILE TRANSFERS



by Tom Wills

This month's Help File will deal with file transfers. After you read the File Transfer Help File, I will explain in some detail the proper procedures for uploading and downloading a file.

FILE TRANSFERS are available to all validated users. You will be prompted for a drive number. The functions after selection are:

Catalog drive will show you a list of the files available in that area, with a brief description, file size, file type, and how many times the file has been downloaded. Use **(L)**ist to obtain a more complete description.

Download - You will be prompted for an **EXACT** filename. Inodes on ALL files, ASCII on any DV80 or DF128 file, including RLE pictures. Use ASCII to 'read' pictures online with OMEGA.

List will list all validated files available on this drive. Press **(N)**ext as soon as you see the filename to skip the description and go to the next filename.

Select allows you to select another transfer area.

Upload - You will be prompted for a 10 character filename, and if it is to be a public file (available for all), you will be prompted for up to a 20 line description. **INODEX ONLY**, CRC or Checksum. All uploads go to one area specified by the sysop. (Note, if you wish to upload a private file to the sysop, use lower case letters for the filename. No file with lower case letters can be downloaded by any user other than the sysop.)

Read the manual or documentation that came with your program for INODEX assistance. Use the **(C)**hat command to request other files.

>>NOTE<< Any copyrighted material uploaded will result in loss of privileges.

The above help is somewhat general. Before I go into the Upload/Download procedures, let me stress a couple of points. First of all, the note on copyrighted material. This can become a gray area. What do we consider copyrighted materials. Basically, what we are talking about here is commercial programs. Anyone who uploads a commercial program, risks losing his/her status on Cactus Patch. The final decision here rests with the SysOp. Fairware programs can be, and many times are, copyrighted. This notice does **NOT** include any Fairware programs.

You can try and page me via the **(C)**hat option, but I am not

always around. If you want something special in the line of a program, leave me a message via **(F)**eedback, Email, or the Cactus Patch message base. If I can help you with getting a special DL, I will do it. No promises, however.

To Download a file the steps are as follows:

- 1) First of all, log onto Cactus Patch (grin...).
- 2) From the Main Menu, select option **(F)**ile transfer.
- 3) You will now be at the menu of available disks. The disks are named in a manner to give you an idea of what is on them. For example, Gif, Music, Utilities, NewUploads, and so forth.
- 4) Select the desired disk by pressing the number immediately preceding the disk name.
- 5) Here you are at another menu. This menu is what is described in the above Help File. The two options of interest at this time are **(L)**ist and/or **(C)**atalog.
- 6) The **(L)**ist option will describe the files on the disk, including who uploaded it, the date uploaded, the file size, the file type (i.e. IF128, DV80, etc...), and a brief description of the program. This description is entered by the person who uploaded it. When you see a file you wish to download, write down the **EXACT** name of the file. Remember, the keys are **NOT**, so if you wish to abort the listing, press **(A)**abort, or, you can press **(N)**ext for the next file description.
- 6a) The **(C)**atalog option is a modified disk directory. The very first thing you will see is a line saying "n NEW" (where 'n' is a numeric value) indicating how many new files are on the disk. By new, it is meant that the SysOp has not yet validated the new uploads. An unvalidated file will not appear on the **(L)**ist option. Included in the **(C)**atalog is the file name, a short description (about 24 characters) or the name of who uploaded it (an unvalidated file); and the number of times the file has been downloaded.
- 7) After choosing a file, select option **(D)**ownload. You will then see
DOWNLOAD
Enter filename 10 or less characters
Press **ENTER** to abort

Filename:

Enter the filename and press enter. Or, if you have changed your mind about downloading a file, just press enter. After typing in your selection and pressing enter, Cactus Patch will tell you "Searching files..please wait", while Cactus Patch is locating the file.

- 8) When the file is found, you will be given up to 4 options. They are:
 - A) Abort
 - 1) Inode CRC
 - 2) Inode Checksum
 - 3) ASCII (read).

Option 3 will only appear if the file is a DV80 or IF128 file, which when selected means you can read the file online without actually downloading it. Option A will abort the download option. As to options 1 and 2, you will have to know what the terminal emulator program you

are using will accept. Generally, I recommend Xmodem CRC for all long distance callers, and Xmodem Checksum for local callers. This choice is up to each individual.

- 9) Upon selecting the download option, the message "Activate TIBBS XMODEM file transfer! (c) 1985 Paul Charlton" will be displayed. Now is the time to start your program's XMODEM download procedure.
- 10) When the download is finished, the message "Successful file transfer!" will be displayed. You are now finished downloading a file from Cactus Patch.

To Upload a file, follow steps 1 thru 3 above. Then do the following:

- 4) Select the drive NewUploads. Regardless of which disk you choose, all uploads go to this disk.
- 5) At the option menu, select (U)upload.
- 6) You will see a screen which looks like this:
nnn sectors available
UPLOAD
Enter filename 10 or less characters
Press ENTER to abort
Filename:

The first line tells you how many sectors are available. If your file is larger than this, abort the upload, if not, enter the name of the file as you wish it to appear in the file listing and press enter. The message "Searching files..please wait" will be displayed while CP verifies the filename you entered is unique. If you entered the name of a file which already exists on the disk, the Upload will be aborted. If it is an unique filename, the message "Activate TIBBS XMODEM file transfer! (c) 1985 Paul Charlton"

- 7) Now start your program's XModem upload. If you have the TIBBS XMODEM option available to you, as in Telco, use it, otherwise use regular XMODEM. Read your Terminal Emulator program documentation for its upload protocol.
- 8) When the upload is finished, the message "Successful file transfer!" will be displayed. You will then be prompted to enter a description of the file just uploaded. By aborting the description procedure, the only person who will know about the upload is the SysOp (this is the way to upload a private file to the SysOp). Enter the description and save it when you are finished. Your upload is now complete. As soon as the SysOp gets around to it, the file will be validated and added to the file list.

The only restrictions on uploads are:

- 1) No commercial software
- 2) No non-TI files
- 3) No GIF files (unless they are under 50 sectors)
- 4) No uploads of questionable moral value.

If points 1 or 4 are violated, the person violating these points may find his/her level reduced.

At anytime while visiting the Cactus Patch, you happen to have a question, try to page the SysOp. Otherwise leave a message via (F)eedback or in one of the message bases.

PLUS! v.2.0 - REVIEW

by Ida McCargar



I just received PLUS! v.2.0 from Jack Sughrue. This is the REALLY FINAL version, on which he has worked for 4 years. There are more than 1400 sectors and about 90 files, more than twice the size of the original Funplus which I received about 5 years ago. There are over a dozen files of documentaries which provide a user-friendly manual-tutorial for just about every aspect of TI word-processing (including graphics). The original version included Funweb files, but the program (as well as Funweb) has grown so large that those files are no longer a part of it.


Some of the files and tutorials that were on previous PLUS! disks have been eliminated, so if you have previous versions, you will want to save them.

On this disk you will find a number of templates with transliterate codes for letters, documents, etc. One keypress automatically sets Tabs at 1 and 38 to eliminate windowing and automatically formats for full-width text with complete .TL coding for printer commands. There are programs to make banners, calendars, convert your cursor, 2 columnizers; several "insta" programs (dump, label, mail, count, print); and numerous other programs.


The PLUS! docs tell you how to use all these fantastic utilities, including a detailed explanation of .IF and .TL. These docs fill one 5.25 disk. Another group of files include TI-Writer Rewrite, TI-Writer Tutorials, and other helps.

Another full disk contains Anne Dhein's instructions for making letter heads and greeting cards. I am including just a sample on this month's Disk-of-the-Month. (if you like this sample, get the full disk from our library) I have been mystified by JIFFY CARD, but I made a card following the instructions on this disk with no problems. The PLUS! disk includes the Convert program mentioned in the docs, as well as more graphics. MAX-FILE is also included on the disk, with additional pictures.

ARCHIVER is included on the disk and you will need FIVE 5.25 disks to unarc all these goodies. You will have enough material to keep you busy for years. I have never had time to use everything on the disk. I would recommend this disk as essential for anyone who uses TI-Writer. Jack asks only \$10 for all this, and when you send the Fairware donation, he will send text materials. Write to Jack Sughrue, Box 459, East Douglas MA 0156.



Southwest Ninety-Niners
BJ Mathis
Newsletter Editor
P.O. Box 17831
Tucson, AZ 85730



Dear BJ,

Thank you for the review of *Spell It!* in the July 1990 issue of your user group's excellent newsletter.

I'm writing to provide additional information about this program reviewed by both yourself and Mike Marfisi. While everything that both of you said was true about the initial release (essentially the first 50 or so copies that were distributed), many of the difficulties you mentioned have since been noted and corrections made - in fact several months prior to your respective reviews. I wouldn't want anyone who is interested in the program not to buy it because of problems that no longer exist!

In the fact that the program initially had a few problems I am willing to accept the blame. The program was somewhat "rushed" to market because we had announced it a bit early, and were under a lot of pressure to not "Do another *Press*" from a lot of people. This itself is an excellent argument for us to be more careful in our announcements, and for others to have a little more faith in our ability to deliver a product (after all, we are currently 120 and 1 on that score <smile>).

Anyway, to the original point. A few difficulties that both you and Mike had have been fixed.

Mike's review mentions that the Extended BASIC loader had no option to load the *Configure* utility. This has been corrected - if the program is loaded through Extended BASIC a small menu will appear asking you to select either *Configure* or *Spell It!* itself.

While Mike didn't specifically mention it, the "View" text option now displays the unknown word in question in 'inverse text', making it much easier to pick out of a paragraph.

While this is only a minor technical point, it could cause some confusion among single drive SSSD users - the program "Adds" words to the User dictionary as you tell it to, and not after all such additions have been made. Hence, its important to keep the disk containing the User dictionary handy if you intend to add words (no problem with large capacity disk users since most likely it will all be on one disk anyway).


The second bug Mike mentioned has also been corrected. The program has now been certified to word properly with the Myarc floppy disk controller and the HFDC in virtually all situations - Mike of course noted problems with the Myarc floppy controller on the TI-99/4A. This necessitated a major re-write of the program (unfortunately). Now the program does not write corrections directly to the text file being corrected, but instead creates a new file with the corrected text.

One unintended benefit of this is that you no longer have to make a backup of the text file prior to checking it. The only drawback is that you have to reserve disk space for the corrected text file. The "direct access" implemented in the original version, while technologically more interesting and of practical benefit to TI disk controller users, unfortunately was tripped up badly on the Myarc FDC and their HFDC running on the Geneve. Our solution fixes the problem in both situations, and has the added benefit of making the program infinitely more reliable on output - it no longer "trashes" text files as you reported (except perhaps if the file is located on your Horizon RAM-disk).

The current version of *Spell It!*, 1.05, was mailed free to all registered users of the program after we finished testing it in late May. If you haven't received it by now, and you registered, please contact us for another copy. If you haven't received it, and didn't register, don't blame us! <smile>

I would greatly appreciate it if you could pass this information onto your readers. Also, thanks for the many nice comments both you and Mike made about the program!

Ed. note: I found I had not sent in my registration card for *Spell It!* I figured that they knew who they sent copies to, since those of us who bought it at Fest West '90 had to wait for the program, and they would register it for us. Guess I was wrong! I'll send for the new version, and let you know the results after trying it. BJ Mathis

Sincerely,

Chris Bobbitt
General Manager

COMPUTERS & OPERATIONS



by Chick De Marti - LA Topics Aug '90

Computer Programmers dream in computer language, i.e. need a certain combination to open a door, or the final line of a program to wake up. During my recent critical operation, and ensuing long stay in the hospital, computer dreams filled the major portion of my unconscious time...and gradually dwindled into occasional sequences.

I noticed that in most of the computer sequences, I was trying to control the outcome of whatever was important at the moment. Example: I might be sleeping on one side and wanted to roll over. To do so I might have to figure out some combination or see that certain boxes had to equal other boxes.

The night of my operation (in my dreams) I thought, "This is it, I'm not going to make it." Then I thought, "I could write a program in which I would give God 3 numbers. He would obviously know the answer, and I would then recover". This is the program I wrote:

```
10 INPUT A,B,C
20 IF A+B+C=6 THEN 40
30 GOTO 10
40 PRINT "Recovering!"
```

Then in my dream I said "10,20,30". Subconsciously I heard, "equals 60, correct!" BUT NOTHING HAPPENED! Next I tried "5,10,15", and again subconsciously, I heard, "equals 30, correct!", again nothing happened. I checked my simple program and realized ...

I NEVER GAVE 'G' A VALUE!!!
I was doomed to an eternal loop!

I continued to enter numbers for what seemed like hours, knowing it was hopeless. Then I happened to input "1,2,3" and suddenly all the numbers that were on the ceiling above my head disappeared and I heard "1+2+3=6. Correct, G=6."

I opened my eyes and saw the doctors and nurses standing around me and heard their voices, "It looks like he'll make it".

My egotistical, mortal mind said "It can't be! I never gave God the value of 'G'!" Then the simplicity of it all came to me. I didn't write the program. God did! And because He did, He knew the value of 'G'.


Ed. Note: Chick recently underwent a quadruple bypass. He is now recovering at home.




Computerized translation of languages has a way to go. Bell Laboratories tested new software. They entered the saying - "Out of sight, out of mind." into the computer for translation into Chinese and then back to English. What came out? "Invisible idiot." - *Industry Week 8/15/88 - via IC 99er July '90*



The computer system where I worked tended to break down whenever you needed it most. One day a colleague had had enough. He taped a sign in front of the printer that said, "You could be replaced by 100 humans." - *Reader's Digest 9/88 - via IC99er Aug '90*



THIS IS EARTH-PROBE XØ31V REPORTING. AN EARTHLING JUST PUT A COIN IN MY MOUTH, TWISTED MY NOSE, AND PARKED A VEHICLE ALONGSIDE ME.



WISE BUYS



The following information is provided as a service to our members. The items listed are for sale by the individuals indicated and are subject to prior sale. The group assumes no responsibility for items listed and makes no claims as to their condition or interface capability with the TI-99/4A computer. Only computer related items will be accepted for publication in this newsletter.

Printer Cables 4'=\$8, 6'=\$10, 10'=\$12; 6' Modem Cables \$8 (Telco ready); Adventure w/disk \$4; Personal Real Estate, Household Budget Management, Home Financial Decisions, Securities Analysis, Munchman, Chisholm Trail \$1 ea. **BOOKS:** Compute's Guide to TI-99/4A Sound & Graphics, Programs for the TI Home Computer, Games TI's Play, Texas Instruments Software Development \$3 ea; 36 Texas Instruments TI-99/4A Programs for Home, School, & Office, Free Software for Your TI-99/4A, Compute's Programmer's Reference Guide to TI-99/4A \$2 ea. Call Jack or BJ (602)747-5046.

Complete TI System, Console, PE Box w/all cards, 12" B&W TV, TI Printer, Speech Synthesizer, Cartridges and books. \$499 takes all. Call Les Neff (602)327-6437.

TI 99/4A Console & "How to Use the TI-99/4A Computer", Teach Yourself Basic (2 cassettes) \$20; Household Budget Management, Home Financial Decisions, Securities Analysis, Personal Record Keeping, Adventure w/cassette, Tombstone City, all 6 modules for \$18. Call LeRoy Allen (602)886-7885.

TI-99/4A Console, TI-99/4A Monitor, Axiom Interface, Personal Real Estate, Home Financial Decisions, Home Budget Management, several books, \$140 takes all. Call Ed Hill (602)744-1169.

Seikosha GP-100 TI Printer w/Axiom Interface & 6' ribbon \$75; Sans 24 Basic Programs, Sans Games, Calc, Graphics & Sounds each w/Book & Cassette \$4ea; TI Program Recorder w/Cable & Cleaner/Demagnetizer \$10; TI-Planner (spreadsheet) module (saves to cassette or disk) \$20; Teach Yourself Basic (cassette) & Bridge Bidding II (cassette) free. Call Ed Chase 299-6311.

TI-99/4A Console, Speech Synthesizer, ExBasic, Mini Memory, Cassette Player, Joystick Adapter, many other game & educational modules. \$120 or best offer for all. Call Art Gorosave 883-2303.

TI-99/4A Computer set up w/3 disk drives and printer. Includes manuals, plus E/A, Tricks, Writer, ExBasic and other programs. Nearly new, local group was short lived and the stuff has been in the closet ever since. Sell all or part for best offer. Gene Farland, PO Box 6519, Yuma AZ 85366-6519

TI-99/4A Console, Expansion box w/all cards, ExBasic, and 11 other cartridges (mostly games). \$388 takes all. Call Bill Williamson 586-2281 or write MCR Box 1933, Benson, AZ 85602.

Parsec \$4, Donkey Kong \$8. Call Dick Paschal (602)790-4779.

Smith-Corona Fasttext 80 printer w/manual, and Printerf (instructional software especially for this printer from McWare). This printer is mostly Epson compatible for text. Contact Pam Elliott (816)534-7790 or BJ 747-5046 for address.

99/4A Console, Speech Synthesizer, Extended Basic, TE-II, Parsec, Tombstone City, Blasto, The Attack, and Car Wars. \$90 takes all. Call Danny Stern 297-3039.

Pan For Gold: Anyone interested in learning to pan for Gold (Yes! The yellow stuff)? If we could those who are interested to show a vote of hands at the next meeting, then we will be able to be accommodating to all. We need advance notice to be sure we have enough water for teaching you how to pan. The location is Oracle, AZ, on the backside of Mt Leonon. Richard Bremer

From Southwest Ninety-Niners: Feb '90 Disk Library Catalogs \$1 ea. **MASSSH**, Hunt the Wugpus \$4; Munchman, Personal Record Keeping, The Attack \$2 ea; Printer Ribbons: Star Micronics MX-1000 Rainbow \$9, MX-2400 \$4.50, MX-1000 \$4, MX-10 \$3, Gemini 10X \$1. Tractor feed 1-across mailing labels 500/\$1; Disk Labels 50/\$1; Cassette Cables \$3; Overlays \$3. **Books:** Home Publishing on the TI-99/4A Supplement \$3 w/disks \$19.50; Starting Forth \$10, Pocket Guide to Forth \$5, Discover Forth \$3, Thinking Forth \$10; Editor/Assembler Manual \$3; The Writers by Harry Brashear \$3; The Best of 99er Home Computer Magazine \$6; The Last Word on the TI-99/4A \$4; Sans TI-99/4A Graphics & Sounds Book & Cassette, Using & Programming the TI-99/4A \$4ea; TI-99/4A BASIC Programs w/Cassette \$5 - Book only \$3; Compute's Arcade Games on the TI 99/4A, Kids & the TI 99/4A \$3; TI-99/4A: 51 Fun and Educational Programs, The Elementary TI-99/4A, Compute's TI Games, Compute's TI Collection Vol 1, How to Feel at Home With a Home Computer, Computer Playground \$2 ea. Call BJ or Jack (602)747-5046.