



# OZARK 99ER NEWS



OFFICIAL NEWSLETTER OF THE OZARK 99ER USERS GROUP

VOL 6: NO 10

SPRINGFIELD, MO

OCTOBER 1989

```

*****
UPCOMING MEETING: THURSDAY, OCT 12, 1989 7:30pm
                   Brentwood Christian Church
                   1900 Baratavia
                   Springfield, MO

OCTOBER PROGRAM: PAGE PRO 99 and parts of the
                  DOM will be demo'd by LELAND
                  PIPER. See review of PAGE PRO
                  on pages 5 to 7, and readme file
                  from DOM on page 8. REFRESHMENTS
                  WILL BE SERVED. SEE YOU THERE.

MEMBERSHIP:      Present membership is 54, and
                  bargain memberships are just $3
                  for the rest of 1989.

WELCOME NEW MEMBERS: GENE ADCOCK      678-2332
                    102 W Hadley St
                    Aurora MO 65605

                    POLLY and JOHN DELONG
                    1471 E McSee      887-1763
                    Springfield MO 65804

HUGS AND ROSES TO: HENRY BEERSMAN, JOHN MURPHY,
                   TOM BINGAMAN, TOM BEERSMAN,
                   RICHARD ANDERSON, CHARLIE
                   RINEHART, BILL BERENDTS, and
                   LELAND PIPER for keying, writ-
                   ing and drawing, and CHARLES
                   ROBERTS for providing snacks
                   for last month's meeting, and
                   AL COLLINS for PennyPower
                   calendar notices.
*****

```



```

*****
OZARK 99er USER GROUP MINUTES
SEPT 14, 1989 Regular Meeting
*****

```

Pres. Don Barr opened the meeting at 7:30 PM. with 28 members and guests in attendance. Guests were DAVID BRINLEY, POLLY DELONG and her son JOHN. Brinley commented that he had had his 99/4A for a year and thought it was dead! Von Barker furnished each guest with back copies of our Newsletter.

SECRETARY : Minutes of 8/10/89 meeting approved as printed in ML. Minutes of 8/17/89 Board Meeting were approved as read.

TREASURER : Balance 8/10/89 \$358.89; Income \$70.50; Expense total (itemized on report) \$159.02; ending balance 9/14/89 \$270.37.

LIBRARY : Rinehart turned Micropendium Program disks for

April thru Aug 89 programs over to Leland Piper. Copies of these disks will now be available to members \$2 per copy. Each one contains ALL the program materials from Micropendium for that month, including C, Forth, X-Basic, Basic, individual "insertable" utilities, etc.

Mark McCarty won the freebie DOM for OCTOBER.

NEWSLETTER: Mary gleefully informed the membership that Asst. Editor, Richard Anderson had returned and was engaged in fulfilling the "Job Description".

It had been suggested that a policy of downloading from our own local DEPOT BBS in order to share all available programs with those members who have no modem access. In this regard, Curt Finney stated that the phone traffic since reprogramming was approaching 3000 calls! The most distant call has been from Sweden.

OLD BUS : Rinehart reported that the Zomboard order had been placed and provided copies of correspondence and a preliminary parts list to those involved. Delivery was promised for Sept 29th approximately.

NEW BUS : Steve Langguth had passed on to the Secretary a letter from Texas Instruments requesting active status of our UG, and stating that they WILL CONTINUE TO SUPPORT TI 99/4A repair/exchanges at the Lubbock, Texas Consumer Services office. Address is Post Office Box 53, 79408. Secretary will provide requested status information.

PROGRAM : Leland Piper demo'd the DOM with his usual thoroughness. Tom Beersman demo'd several German adventure games, all requiring the Adventure Module. Good job! Von Barker gave a good demonstration of his own version of Yahtzee.

ADJM : 9:35 PM. Respectfully, C.R. Rinehart, Secretary

```

*****
TABLE OF CONTENTS
FROM THE PRESIDENT'S CONSOLE ..... PAGE 2
FROM THE EDITOR'S CONSOLE ..... PAGE 2
LINKING (article) ..... PAGE 2
RECIPE WRITER/60URNET COLUMN ..... PAGE 3
SURVIVORS OF THE 40'S SHOULD REJOICE ..... PAGE 3
A VISIT TO THE DEPOT (BBS Update) ..... PAGE 4
CSGD (Graphics) ..... PAGE 4
MULTIPLAN TUTORIAL ..... PAGE 5
PAGE PRO 99 (Review) ..... PAGE 6
DISK DRIVES (Part 5) ..... PAGE 8
HURRICANE CAMPAIGN (Update) ..... PAGE 8
LIBRARY CATALOG - XB TEXT GAMES ..... PAGE 9
LIBRARY CATALOG - BASIC ADVENTURE GAMES ... PAGE 9
LIBRARY CATALOG - MISCELLANEOUS ..... PAGE 9
DISK OF THE MONTH ..... PAGE 10
BREATH (Graphic) ..... PAGE 10
*****

```

\*\*\*\*\*  
|  
| From the President's Console |  
|  
\*\*\*\*\*

It really was nice to see everyone at our meeting last month. While we probably did not have that many more actual people there, in a group the size of ours, even a small number can translate into a large percentage. Anyway, it "seemed" like we had a lot of members there. And while I enjoyed seeing some who had not been with us too often during the summer, I was disappointed that some who had, were not there.

The proceedings also suggested the busier activities of winter following a summer lull. To begin with, the pre-meeting visitation got out of control and almost consumed the meeting (my fault and my apologies.) But it seemed so natural, that it seemed that was what we should be doing. And after what seemed like a very unprofound business meeting, the program of demos from the DOM, the German Adventure Games, and Yahtzee, all seemed to hold our interest. Several other things added to the feeling of a really real Users Group meeting--the numerous hardware and software items for sale/swap; the return of a member from seeking fame and fortune in the Great Southwest to become our Assistant Newsletter Editor; and of course the visitors/potential members! All of this is what a Users Group is all about, and together create that feeling of satisfaction and completeness about the meeting. I am sorry that all of our members were not there to savor it. (Hmmm, do you suppose that all of our members will ever be at a meeting, other than January or February? Probably not, probably not.)

Anyway, we do appreciate all of your efforts, Dick. Even though we often fail to thank you, most of us are aware of the value of your presence beyond your more obvious role. Thank you.

\*\*\*\*\*  
|  
| FROM THE EDITOR'S CONSOLE |  
|  
\*\*\*\*\*

Let me tell you ladies and gentlemen, it has been a real pleasure to put the newsletter together this month and even having to print an extra page was okay with all the good stuff that has been written and keyed in to share with you. It makes me feel really proud to be able to provide original articles to our exchange newsletters--especially when we get letters like the one from Earl Ragusa of the TI Computer US of Orange County (CA). "I am enclosing herewith a copy of our newsletter the ROM. We would like to exchange newsletters with you. I have seen articles from your newsletter reprinted by other clubs, and I decided we should exchange with you directly." The ROM is a very professional looking newsletter and I am delighted to add them to our exchange list.

TI-FAIRE/CONVENTION - November 3-4, 1989 at Rolling Meadows, IL (Chicago area) and MILWAUKEE TI-FAIRE - November 5. The Chicago TI faire will be held at the Holiday Inn, 3505 Algonquin Rd. There will be limousine service free to and from O'Hare Airport and hotel. Hotel room flat rate \$50 single or double.

Friday, Nov 3 Social Mixer 8-12 pm Admission \$5  
Saturday, Nov 4 Faire hours 9 am to 5 pm Admission \$4  
Dinner 7-9:30 pm \$15

Milwaukee TI-Faire will be held 9 am to 5 pm at Quality Inn, 5311 S. Howell Ave., Milwaukee, WI (across from Mitchell Field Airport. I will have info Thurs night.

\*\*\*\*\*  
\*\*\*\* LINKING COMPUTERS - Part 1 \*\*\*\*  
\*\*\*\*\* BY RICHARD ANDERSON \*\*\*\*\*  
\*\*\*\*\* Ozark 99ers User Group \*\*\*\*\*  
\*\*\*\*\*

Tom Beersman and I tried to link computers and had no success at first. I was using Telco and Tom was using Fast Term. It had been some time since I had linked computers, and I had forgotten some of the key presses. One that stopped us was not knowing how to put Fast Term into the HALF DUPLEX mode. So a quick call to Mary Phillips soon fixed that. Since Mary uses Fast Term, I knew that she would be able to help, or at least look it up for me on her handy flip chart. So after a quick chat with Mary I soon had Tom Beersman set up in the half duplex mode. Then we were set. I linked with Tom and uploaded Telco to him.

In my chat with Mary, I also had Tom on the line at the same time, as I have three-way calling. And not to my surprise, Mary asked Tom and me if we would write a report on how this procedure takes place, and a the Newsletter ASS/ED. how could I refuse, after all it is my duty to help in any way I can.

The first thing to do was to decide who would call whom. Since I had done it before, I let Tom call me and let me be the answering end. After a few seconds of letting the modems link we were under way. Here is what Mary wanted to know, and I am glad to be able to share this information with you.

The first thing that you need is a computer (Ha ha, couldn't resist that one). Then you make arrangements.

1. Talk to the person and decide who is going to call whom on the linking.
2. Set your computer up with your term program, and set it at half duplex while you're in voice. Once that has been done you are all ready to link.
3. Since Tom called me all I did was wait for the phone to ring then flipped the modem switch into data position and let the modems link themselves. After about 10 seconds, I typed "HELLO" and I got a "HELLO" back.

Since I was uploading Telco to Tom I gave him the name and let him press Fctn M and type DSK1.TELCO for the receiving file name. Then he typed "GO", and I pressed Fctn Shift X for X-Modem and (8) to send, and preceded to upload the program to him.

And that is how to link computers person to person.

\*\*\*\*\*  
\*\*\*\* LINKING COMPUTERS - Part 2 \*\*\*\*  
\*\*\*\*\* BY TOM BEERSMAN \*\*\*\*\*  
\*\*\*\*\* Ozark 99ers User Group \*\*\*\*\*  
\*\*\*\*\*

I heard Telco was supposed to be better than Fast Term from Richard. He suggested we could link computers and send me file by file his copy of Telco.

The first time we tried linking, we found I had to change my Baud Rate to 300 (CTRL I) and my duplex (FCTN SHIFT D) to half duplex. After that we tried again and things went well. When transferring programs while linked you simply hit "FCTN SHIFT X" then press R or S (RECEIVE OR SEND). Richard said his Telco program didn't like sending a file "TELCO" so he changed to Fast Term and tried again. It finally worked, and we were glad!

We were able to communicate otherwise with our Telco-Fast Term link-up.

#####  
 ! RECIPE WRITER/GOURMET CORNER !  
 ! by Bill Berendts !  
 #####

I thought y'all would like some easy-to-prepare recipes for the beautiful fall months. The pumpkin cake should whet everyone's appetite, but may not be an easily made offering for that guest who decides to drop in unexpectedly. In that case, try the instant pumpkin pie for that last minute preparation.

Dinner guests are often offered the traditional fare--meat, potatoes and the old reliable vegetables, like corn, beans, peas, etc. Try a side dish of stewed tomatoes for variety. This recipe is easy to prepare and requires little time.

#### PUMPKIN PIE CAKE

350 deg  
 PUMPKIN PIE CAKE, PUMPKIN, CAKE  
 9

1 yellow cake mix  
 1.5 stick margarine  
 1 egg, beaten  
 1 large can pumpkin  
 3 eggs, beaten  
 .25 C. brown sugar  
 .75 C. granulated sugar  
 .66 C. evaporated skim milk  
 1.5 TBS cinnamon  
 15

Reserve 1 cup of cake mix, 1/2 cup of sugar and 1/2 stick of margarine.

Combine rest of cake mix, margarine & 1 egg. Press mixture into bottom of two 8" X 8" pans.

Combine rest of ingredients--beat well. spread over cake mixture.

Mix the reserved ingredients together, crumb & add to top of cake mixture.

Bake 50-60 minutes; cool & refrigerate.

#### INSTANT PUMPKIN PIE

NA  
 PUMPKIN PIE, INSTANT PIE, PIE  
 3

1 can (15.5 oz) pumpkin pie filling  
 1 medium carton COOL WHIP  
 1 pre-baked pie shell  
 6

Fold COOL WHIP into filling mix. Place in pre-baked pie shell. Sprinkle with chopped nuts or trim outer edge with candy corn.

Place in refrigerator.

#### MOTHER'S STEWED TOMATOES

350 deg  
 TOMATOES, STEWED TOMATOES  
 7

1 can (28 oz.) tomatoes (fresh tomatoes may be substituted)  
 .5 C. sugar  
 Pepper to taste

Heat tomatoes, sugar & pepper in a saucepan until hot. Mix cornstarch with enough cold water to make a paste. Add to hot mixture and simmer for 15 minutes.

Place in a buttered 11.5"X7.5"X2" baking dish and place bread cubes on top. Cover with melted butter and bake for 30 minutes.

This was copied from a article sent me by a friend. I think you all might get some enjoyment from it.  
 --Bill Berendts

#### SURVIVORS of the 40's Should Rejoice

For all those people born before 1940, Congratulations! We are survivors. Consider the changes we have witnessed.

We were born before television, celophane tape, digital clocks, Frizbees, frozen food, Xerox, contact lenses, penicillin, polio vaccine and The Pill.

We were growing up before radar, microwave ovens, electronic music, credit cards, split atoms, laser beams, ballpoint pens, punk rock and pet rocks; before dishwashers, clothes dryers, air conditioners, electric blankets, drip dry clothes and panty hose. Women wore nylons. Men walked on the moon only in the Buck Rogers comic strip.

We thought that fast food was what you ate during Lent; pressure was what was in the pressure cooker when the peas sprayed all over the ceiling. Outer space was the back row of the Lowe's theater.

We never heard of FM radio, tape decks, electric typewriters, word processors, artificial hearts, yogurt or the TI 99/4A computer. The only guys who wore earrings were pirates in the movies.

We hit the scene when there were five and 10 cent stores, where you bought things for five and 10 cents. Ice cream cones cost a nickel or a dime (double scoop with sprinkles). For one nickel you could ride a trolley, make a phone call, purchase a Pepsi or a Medicks or buy enough stamps to mail a letter and two post cards--and they'd arrive on time. You could buy a Chevy coupe for \$600, but who could afford one? A pity, too, because gas was only 11 cents a gallon.

In our day, cigarette smoking was fashionable, a good meal was based on meat with potatoes and gravy. Grass was mowed (by hand), not smoked; Coke was a cold drink, not an epidemic; and pot was what you boiled the Thanksgiving turkey bones in to make soup.

We certainly were not born before the difference in the sexes was discovered, but we surely preceded sex-change operations, breast augmentation and fragrances for men. We made do with what we had. And we were the last generation that was so dumb as to think you needed a husband to have a baby.

NO WONDER THERE IS A GENERATION GAP TODAY!



HAPPY  
 HALLOWEEN



```

#####
|
| A Call to the DEPOT! by Tom Bingham |
|
#####

```

Welcome OZARK 99ERS to PBBS

Last caller : TOM BEERSMAN 17  
 Called from : (SPRINGFIELD MO)  
 Last upload : ?ALIENRAIN (D)  
 Uploaded by : TOM BINGAMAN  
 Caller number: 3002  
 Last called : 09/23/89 6:40pm  
 No. of calls : 223  
 Low message : 2822  
 High message : 2960  
 Last msg read: 2956  
 Time allowed : 60  
 Current time : 10:22am

The depot has had a very good month for U/L and all is running well. The message base will pass 3000 by the time the newsletter is printed. "Rumor" has it that the Sysops may restrict U/L on the board....you must D/L two to U/L one! A different way to deal with a shortage of space.

A special thanks to Bob Osterloh who is D/L TI programs from Genie on his clone for us Tier to enjoy! A Rose..The Depot

#### Board (B)

No change from last month

#### Board (C)

#08/07/89 WIT-ARC 144 Sectors I/F 128  
 U/L by BOB OSTERLOH & TOM BINGAMAN  
 Five witty games combined into one neat menu driven package. Trust me, get the docs too.

#08/07/89 WITDOC ARC 232 Sectors I/F 128  
 U/L by TOM BINGAMAN & BOB OSTERLOH  
 The documentation for WIT-ARC, if you are using single sided disks you will need 2 of them to get all the docs unarced.

#08/13/89 ?FOURCARD 21 Sectors PRG 0  
 U/L by JOHN MURPHY 24 (SPRINGFIELD MO)  
 Solitaire copied from July Micropendium. Can be beat, I did.

#08/18/89 ?YAHTZE/X 31 Sectors I/F 128  
 U/L by VOM BARKER 8 (SPRINGFIELD MO)

#05/12/89 ?TITRES 28 Sectors PRG 0  
 U/L by TOM LOGAN 10 (ST LOUIS MO)  
 Extended basic game like the IBM PC game Tetris not arced Enjoy!!!!SYSDPS NOTE!  
 This program was missing a file called HISCORES, I have created the file and archived the two files together....CF##

#08/22/89 HACKER 183 Sectors I/F 128  
 U/L by CHRIS HOKE 16 (SPRINGFIELD MO)  
 Very good Traxx Copiers.

#04/05/89 ?GOLF 75 Sectors I/F 128  
 U/L by TOM LOGAN 10 (ST LOUIS MO)  
 Xbasic golf game, fairware, 2 courses, won't replace Nintendo!

#04/10/89 ?FLIGHT 23 Sectors PRG 0  
 U/L by TOM LOGAN 10 (ST LOUIS MO)  
 TI flight simulator not BHIPI but really flying, Enjoy!

#08/14/89 ?IBUYGUID 129 Sectors I/F 128  
 U/L by BOB WILLIAMS 120 (SAVANNAH GA)  
 Excellent guide to vendors of TI software and hardware. Uses custom version of J. Peter Hoddie's Menu-driven assembly file reader. Unarc with

Archiver III.

#09/10/89 ?QUESTION 181 Sectors I/F 128  
 U/L by RICHARD ANDERSON 6 (SPRINGFIELD, MO)  
 These are some E/A progs. Let you use split screen and so on. Arced-docs inc.

#### Board (D)

#08/12/89 ?TI-READER 4 Sectors PRG 0  
 U/L by MARK MCCARTY 95 (SPRINGFIELD MO)  
 This program is from the July issue of Micropendium. It will read TI-writer files, using the TE-II module and speech synthesizer.

#08/16/89 ?TTTV2 50 Sectors I/V 254  
 U/L by TOM BINGAMAN 5 (SPRINGFIELD MO)  
 TIC-TAC-TOE XB/XB-speech Fairware.....  
 another d/l from Genie by Bob Osterloh.

#08/23/89 ?MAMCALA 29 Sectors I/F 128  
 U/L by STEVE BURNS 63 (ASHLAND KY)  
 unreleased game. Move "stones" so that last stone is dropped in your cache or opposite a group of "stones" you would like to "steal".

#08/23/89 ?REMIND-NE 88 Sectors I/F 128  
 U/L by STEVE BURNS 63 (ASHLAND KY)  
 from Spirit of 99 bbs. J.Johnson's fabulous calendar/notebook is now fairware!

#09/05/89 ?TITRES1/3 69 Sectors I/F 128  
 U/L by TOM BINGAMAN 5 (SPRINGFIELD MO)  
 Excellent game from Germany, D/L by Bob Osterloh from Genie

#09/05/89 ?IDEOVEGAS 18 Sectors PRG 0  
 U/L by MARK WACHOLTZ 119 (BELLEVILLE IL)  
 Pretty good slot machine I've downloaded from another BBS. I spent a couple hours in front of it. So PLACE YOUR BETS.....

#09/13/89 ?AIRPORT 27 Sectors PRG 0  
 U/L by RICHARD ANDERSON 6 (SPRINGFIELD MO)  
 You are the captain in charge of landing a 747 at an airport. J/B REU...RA

#09/13/89 ?AIRTRIFIC 25 Sectors PRG 0  
 U/L by RICHARD ANDERSON 6 (SPRINGFIELD MO)  
 You are in charge of landing and taking off of airplanes coming into your radar landing and re-take off. GOOD-LUCK! ..RA

#09/16/89 ?JAP/ARC 219 Sectors I/F 128  
 U/L by TOM BINGAMAN 5 (SPRINGFIELD MO)  
 A disk of Japanese Programs, Provided by Bob Osterloh. Most will need to change printer setup in each program.

#09/18/89 ?TIM42 148 Sectors I/F 128  
 U/L by TOM BINGAMAN 5 (SPRINGFIELD MO)  
 New TI-Writer by R. A. Greene, Provided by Bob Osterloh from Genie...Fairware!

#09/19/89 ?SUPERCHK 55 Sectors I/F 128  
 U/L by TOM BINGAMAN 5 (SPRINGFIELD MO)  
 Supercheck may be the best?...checkbook program. Another Bob Osterloh provided U/L.

#09/21/89 ?CHAINLK 33 Sectors I/F 128  
 U/L by TOM BINGAMAN 5 (SPRINGFIELD MO)  
 Latest version of Chainlink Master Solitaire, provided by Bob Osterloh U/L.

#09/22/89 ?ARGROIDS 17 Sectors I/F 128  
 U/L by TOM BINGAMAN 5 (SPRINGFIELD MO)  
 (ARC) E/A op 3, A game the kids like... provided by Bob Osterloh.

#09/22/89 ?ALIENRAIN 25 Sectors I/F 128  
 U/L by TOM BINGAMAN 5 (SPRINGFIELD MO)  
 (ARC) E/A OP 5 Game like TI-invader. provided by Bob Osterloh D/L.



## \*\* WISDOM LINES BY CHARLES HILLEY \*\*

## -MULTIPLAN TUTORIAL-

The purpose of this column is to provide useful information in utilizing the MICROSOFT MULTIPLAN package. I will be referring to the Multiplan manual, throughout this column.

## I. SYSTEM REQUIREMENTS:

## A. Bare Bones

1. TI-99/4A
  - 2a. Peripheral Expansion System
  - 2b. CorComp Micro Expansion System
  3. 32K memory expansion card
  4. One disk drive
  5. RS-232 card
  6. Printer
- B. "Would be nice"
1. Two or more disk drives  
(Add to basic set-up listed in A.)
  2. Randisk

## II. HEADACHE PREVENTION:

## A. Backups

1. Please be sure that you make copies of the original Multiplan program disk just in case of system or operator trouble. Please refer to your disk manager operations manual.

## III. GETTING STARTED: (page 12)

- A. First power up system by engaging the peripherals, monitor, and the console.
- B. Insert the Multiplan cartridge into the slot found on the console, and press the corresponding number displayed on the monitor (depending on system layout).
  1. Screen colors can be adjusted accordingly by pressing the space bar.
- C. Place the backup disk in drive I and press "Enter". The computer then will display, on the monitor, numbers along the left side of the screen and across the top. At the bottom, the word "COMMAND" appears along with a list of choices. (More on this in Chapter 1)
- D. Filenames:
  1. Maximum of eight(8) characters in length.
- E. IMPORTANT!!!
  1. Single drive users:
    - a. Leave program disk in drive except for the following commands: Print File, Transfer Load, Transfer Save, Transfer Delete, Transfer Rename, and external Copy. These commands require the data disk to be in the disk drive.
  2. Multi-drive users:
    - a. Select Transfer Options command by pressing "T" and then "0". Advance to the setup field by pressing TAB (CTRL A).

Choose the data file drive and type DSK2 (or 3) and press "ENTER". I've found out that this procedure must be performed each time when the program disk is called on initial startup.

## F. Printers:

1. Select Print Options command by selecting "P" and then "0". Press TAB (CTRL A) to advance to the setup field.
  - a. Defaults:
    1. Serial: RS232.BA=300
    2. Parallel: PIO
  - b. To change the serial configuration, type "RS232.BA=(insert baud rate here)". Please refer to page 14 in the Multiplan manual.

## IV. Chapter 1. Fundamentals (pg. 17)

- A. Spreadsheet capacity:
  1. 255 rows long
  2. 63 columns wide
- B. The Direction Keys
  1. UP (FCTN E)
  2. DOWN (FCTN X)
  3. LEFT (FCTN S)
  4. RIGHT (FCTN D)
- C. The Cell Pointer:
  1. Rectangular in shape
  2. Movement is controlled by the direction keys. (Try it.)
    - a. As the direction key is pressed, you will notice that the cell pointer moves about the screen depending on the direction selected.
- D. The Status Line:
  1. Located at bottom of screen.
  2. Displays the location of the cell pointer and contents therein.
    - a. This is also known as the active cell, where information can only be changed or modified in the highlighted cell location.
- E. Scrolling The Worksheet:
  1. The screen shows only four columns at a time. Suppose that you need to move to column 23. To do so, you need to use the right direction key until that particular column is reached. Note that the pointer remains still, while the columns move right to left. The same procedure applies also to rows.

END OF FIRST SESSION.

I WILL CONTINUE WITH THE "GOTO (6) COMMAND" NEXT.

Editor's note: My apologies to the NL editor and club for which Mr. Hilley wrote as I have misplaced the reference. The tutorial is excellent, and I do feel rather strongly about giving credit.

CHARLES HILLEY - Wherever you are, please write so I can give you credit, and so you can send us your additional Multiplan articles. HUGS ;)

## PAGE-PRO REVIEW

by Leland Piper

Upon Asgard's release of Page-Pro 99 we now have a full page publisher that you can see what you are getting while you are working on your page. Up 'til now you have always had to create your page. With most of the previous programs you could only print one half or a portion of a page at a time, but with Page-Pro you can print a full page at a time with three different font styles and up to twenty eight different pictures. Page-Pro is all Asgard claims it to be a page making utility that will allow you to mix text and graphics on the same page.

The Utility disk that comes with Page-Pro has many handy utilities, like a large and small font converter. They let you convert your T.I. Artist fonts over to the Page-Pro format. Another utility that is handy is the Columnizer program that will take your T.I. Writer DV/80 files and convert them to a two column text to be loaded into Page-Pro. It will take the original DV/80 file split it into two separate blocks for each side of the page. If you wish to place pictures in the text, be sure to leave enough blank lines in your text to place the pictures.

Page-Pro gives you a sixty column by sixty six line page, so it makes a nice formatted page for ads, bulletin pages, or letters. It works a lot like T. I. Writer with the exception of having only two windows. The screen window is half of the page at a time. A lot of the commands are the same as T.I. Writer for scrolling up and down and sideways. The Page-Pro reference sheet of all the control keys are on

the next page.

You can type text directly on the screen, if you choose, by using the Key board and the arrow keys. You have a full screen cursor control but there is no automatic word wrap. The way to edit your text is by typing over, inserting in, or deleting from an existing line of text.

There are two text font sizes available at the same time, a small font, and a large font about twice the size. There are several fonts and pictures included with the program and you can purchase other packages of fonts and pictures.

The graphics included and those you can convert from T. I. Artist, can be placed anywhere in the text without altering the rest of the page. The graphics and text seen on your monitor screen will appear the same when they are printed on paper. There can be as many as twenty eight pictures allowed on the page at any place you choose. The graphics and fonts can be converted over with the conversion programs that are on the utility disk that is included with your Program disk.

There are many software companion disks promised to be released. Some will convert Artist pictures "\_P" into picture format for Page-Pro.

The disadvantages I have found with the program is when you load your text onto the screen from a DV/80 file it erases everything else on the screen, so you have to start with the text first. Also you are limited to two print sizes, which is not enough for some ads.

Another problem I have had is the large font convert program on the utility disk. The T.I.Artist fonts seem to be the wrong size to convert into a complete font letter for the Page-Pro font.

In conclusion, Page-Pro is probably the easiest of any page publishers to use because of it's "What you see is what you get" features. It makes great signs, forms, ads, greeting cards, or stationary. Being able to mix text, graphics, and lines on the same page were almost non existant on the T.I.994A until now. The columnizer program that comes with the program is one of the most useful and easiest to use Extended Basic program ever written.

It is well worth the \$24.95 + .75 shipping Asgard is asking for it. So order now!!

ASGARD SOFTWARE  
 P.O. Box 10306E  
 Rockville MD 20850  
 Phone 703-255-3085

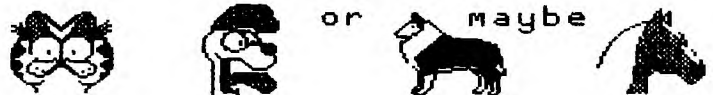
I have some space left so I will place some Pictures and Instances that I have drawn and then converted them with the picture converter program that comes with your Page-Pro program on the utility disk.



Let me warn you, converting large full page pictures is a very slow process.



Now I will place some small ones in the text so you can see how easy it is to mix them with the text.




you would be more interested in making ads or hand bills from one of the larger fonts included with the program.

## HOUSE FOR SALE

## INQUIRE WITHIN

I guess I shouldn't forget the line fonts that come with the program. They make great borders around your graphics or the whole page.



I will close by saying in my estimation Page-Pro is one of, if not the best page publishers we have ever had. It should meet most of your needs for full page projects.

These three pages were all done with Page-Pro to show some of it's features.

SEE YOU ALL AT THE MEETING!

```

#####
|                                     |
|           From the President's Console           |
|                                     |
#####

```

```

#####
**** LINKING COMPUTERS - Part 1 ****
***** BY RICHARD ANDERSON *****
***** Ozark 99ers User Group *****

```

It really was nice to see everyone at our meeting last month. While we probably did not have that many more actual people there, in a group the size of ours, even a small number can translate into a large percentage. Anyway, it "seemed" like we had a lot of members there. And while I enjoyed seeing some who had not been with us too often during the summer, I was disappointed that some who had, were not there.

Tom Beersman and I tried to link computers and had no success at first. I was using Telco and Tom was using Fast Term. It had been some time since I had linked computers, and I had forgotten some of the key presses. One that stopped us was not knowing how to put Fast Term into the HALF DUPLEX mode. So a quick call to Mary Phillips soon fixed that. Since Mary uses Fast Term, I knew that she would be able to help, or at least look it up for me on her handy flip chart. So after a quick chat with Mary I soon had Tom Beersman set up in the half duplex mode. Then we were set. I linked with Tom and uploaded Telco to him.

The proceedings also suggested the busier activities of winter following a summer lull. To begin with, the pre-meeting visitation got out of control and almost consumed the meeting (my fault and my apologies.) But it seemed so natural, that it seemed that was what we should be doing. And after what seemed like a very unprofound business meeting, the program of demos from the DOM, the German Adventure Games, and Yahtzee, all seemed to hold our interest. Several other things added to the feeling of a really real Users Group meeting--the numerous hardware and software items for sale/swap; the return of a member from seeking fame and fortune in the Great Southwest to become our Assistant Newsletter Editor; and of course the visitors/potential members! All of this is what a Users Group is all about, and together create that feeling of satisfaction and completeness about the meeting. I am sorry that all of our members were not there to savor it. (Hmmm, do you suppose that all of our members will ever be at a meeting, other than January or February? Probably not, probably not.)

In my chat with Mary, I also had Tom on the line at the same time, as I have three-way calling. And not to my surprise, Mary asked Tom and me if we would write a report on how this procedure takes place, and a the Newsletter ASS/ED. how could I refuse, after all it is my duty to help in any way I can.

Anyway, we do appreciate all of your efforts, Dick. Even though we often fail to thank you, most of us are aware of the value of your presence beyond your more obvious role. Thank you.

The first thing to do was to decide who would call whom. Since I had done it before, I let Tom call me and let me be the answering end. After a few seconds of letting the modems link we were under way. Here is what Mary wanted to know, and I am glad to be able to share this information with you.

```

#####
|                                     |
| FROM THE EDITOR'S CONSOLE |
|                                     |
#####

```

The first thing that you need is a computer (Ha ha, couldn't resist that one). Then you make arrangements.

1. Talk to the person and decide who is going to call whom on the linking.
2. Set your computer up with your term program, and set it at half duplex while you're in voice. Once that has been done you are all ready to link.
3. Since Tom called me all I did was wait for the phone to ring then flipped the modem switch into data position and let the modems link themselves. After about 10 seconds, I typed "HELLO" and I got a "HELLO" back.

Let me tell you ladies and gentlemen, it has been a real pleasure to put the newsletter together this month and even having to print an extra page was okay with all the good stuff that has been written and keyed in to share with you. It makes me feel really proud to be able to provide original articles to our exchange newsletters--especially when we get letters like the one from Earl Raguse of the TI Computer UG of Orange County (CA). "I am enclosing herewith a copy of our newsletter the ROM. We would like to exchange newsletters with you. I have sen articles from your newsletter reprinted by other clubs, and I decided we should exchange with you directly." The ROM is a very professional looking newsletter and I am delighted to add them to our exchange list.

Since I was uploading Telco to Tom I gave him the name and let him press Fctn M and type DSK1.TELCO for the receiving file name. Then he typed "GO", and I pressed Fctn Shift X for X-Modem and (S) to send, and proce to upload the program to him.

And that is how to link computers person to person.

```

#####
**** LINKING COMPUTERS - Part 2 ****
***** BY TOM BEERSMAN *****
***** Ozark 99ers User Group *****

```

TI-FAIRE/CONVENTION - November 3-4, 1989 at Rolling Meadows, IL (Chicago area) and MILWAUKEE TI-FAIRE - November 5. The Chicago TI faire will be held at the Holiday Inn, 3505 Algonquin Rd. There will be limousine service free to and from O'Hare Airport and hotel. Hotel room flat rate \$50 single or double.

I heard Telco was supposed to be better than Fast Term from Richard. He suggested we could link computers and send me file by file his copy of Telco.

Friday, Nov 3 Social Mixer 8-12 pm Admission \$5  
 Saturday, Nov 4 Faire hours 9 am to 5 pm Admission \$4  
 Dinner 7-9:30 pm \$15

The first time we tried linking, we found I had to change my Baud Rate to 300 (CTRL 1) and my duplex (FCTN SHIFT D) to half duplex. After that we tried again and things went well. When transferring programs while linked you simply hit "FCTN SHIFT X" then press R or S (RECEIVE OR SEND). Richard said his Telco program didn't like sending a file "TELCO" so he changed to Fast Term and tried again. It finally worked, and we were glad!

Milwaukee TI-Faire will be held 9 am to 5 pm at Quality Inn, 5311 S. Howell Ave. Milwaukee, WI (across from Mitchell Field Airport. I will have info Thurs night.

We were able to communicate otherwise with our Telco-Fast Term link-up.



# Lunch Time



## LIBRARY CATALOG

>>>OZARK 99ers USERS GROUP LIBRARY  
XB TEXT GAMES

### DISK 1

FILENAME	TYPE	DESCRIPTION
SPACEBATLE	XB	Asteroid like game.
CRIBSOLTAR	XB	Cribbage knowledge needed
ELIZA	XB	Question by computer.
BLACKJACK	XB	Casino Blackjack.
MONCOMBAT	XB	Battle the Monster.
HANGMAN	XB	Guess the word.
BLAKJACK2	XB	Keno-style game.
BIBLEGAME	XB	Bible names and places
BINGO	XB	Also speech.
CHARADES	XB	Guessing game with clock.
DRAWPOKER	XB	Play again the computer.
GPHRASE	XB	Guess the phrase.
STARNEPCH	XB	Buy, sell for profit in solar sytem.
TYPING	XB	Drill on typing letter fast.

>>>OZARK 99ers USERS GROUP LIBRARY  
BASIC ADVENTURE GAMES

### DISK 1

FILENAME	TYPE	DESCRIPTION
DEVLUNGW	B	Dungeons and Dragons type game.
STELRXPDM	B	Explore the galaxy.
MNSTRCMBT	B	Another D and D type.
MAPGAMES1	B	Saw the movie? remember the codes.
WUMPUS	B	Destroy the evil hidden nasty mean ole creatures.
MINER	B	Search for gold, watch your step.
TUNNEL	B	3D maze, 2 levels
ADVENTURE	B	D and D type, commands: N,S,E,W,Map,Shoot,Spell, Status.
DEATHSHIP	B	Typical adventure game.
WUMPUS1	B	Variation of the other game by the same name.
BOMBER	B	Whil word game
MUGWAMP	B	10 by 10 grid, findem.

### DISK 2

FILENAME	TYPE	DESCRIPTION
RUSSROULT	B	No sore losers here.
MONSTRADV	B	Escape house by finding computer room.
LOSTJUNGL	XB	Find your way out of the jungle. Text game.
MURDER	XB	Only one dective on this murder case please.

>>>OZARK 99ers USERS GROUP LIBRARY  
MISC.

### DISK 1

FILENAME	TYPE	DESCRIPTION
SOUTH PAC1	B	War against the submarines in the south Pacific.
SOUTH PAC2	B	File for above.
WREAK	LD	Description unavailable
LILDUTHOS	B	TEII Speech story with pictures and music.
COOTIE	B	Speech, graphics game
ICLAD	B	Cassette only space game with graphics
CH-ED-FAR	B	TEII Check your knowledge of the Bible Speech Synth
BOA-ALLEY	B	Guide the snake around obstacles.
MOMGOOSE	B	TEII Speech synth. Rocky Robot recites Mother Goose.
MARKTCRAS	B	Stock Market simulation.
KICK	LD	Description unavailable.

### DISK 2

FILENAME	TYPE	DESCRIPTION
BARTENDER	B	Computer gives you recipes and draws you a color picture of the drink.
KNIGHTUR	B	See if you can visit all the squares on the chess board with a knight.
LIGHTRACE	NM	Tron type game.
TICTAC	B	Play tic-tac-toe with a light pen.
ROBOTJOKS	B	TEII jokes by robots Speech Synth.

LIBRARY/DOM DISK ORDER FORM      DATE \_\_\_\_\_


NAME \_\_\_\_\_


DISK NAME \_\_\_\_\_

NUMBER OF DISKS \_\_\_\_\_ @ \$2 EACH      \$ \_\_\_\_\_

## README FOR DOM/10/89

#READMECOL The readme file for COLTEXT4\_1 program  
 #READMEENG The readme file for MGNTEXT3\_1 program  
 ARTICLE File for G-Language  
 CAP'KIDD Adventure game to be used with Adv. cartridge.  
 CLOCK File for G-Language  
 COLTEXT4\_1 XB Multicolumn program 2 to 4 column text  
 CURSOR File for G-Language  
 G-DOC1 G-Language docs1  
 G-DOC2 G-Language docs2  
 GEE G-Language part 1  
 GEF G-Language part 2  
 GLOAD G-Language Assembly loader part 1  
 GLOAD1 G-Language Assembly loader part 2  
 LOAD Load program for Multicol program  
 LOAD6 Load program for G-Language program  
 MGNTEXT3\_1 Margin text program to set margins on DV/80 files  
 PRINTDOC Program to set print for formatter.  
 BREATH\_P T.I. Artist picture




 OZARK 99ER USERS GROUP  
 1342 E. STANFORD  
 SPRINGFIELD, MO  
 65804

## OZARK 99ER USERS GROUP 1989 OFFICERS:

President ..... Don Barr ..... 417-334-3749  
 Vice President:.. Mary Phillips ..... 417-883-0526  
 Secretary..... C. R. Rinehart ..... 417-276-4155  
 Treasurer..... John Vertz ..... 417-883-0604  
 Program/Library Staff:  
     Charles Roberts ..... 417-831-7470  
     C. R. Rinehart ..... 417-276-4155  
     Leland Piper ..... 417-732-7916  
 Newsletter Staff:  
     Mary Phillips, Editor .... 417-883-0526  
     Richard Anderson, Asst/Ed. 417-831-6271  
     Joe Miranti, Printing .... 417-881-4889  
     Von Barker, Mailing ..... 417-881-5263  
 TI DEPOT (BBS): Curt Finney, SYSOP ..... 417-865-0810