

HOOSIER USERS GROUP HOOSIER USERS GROUP HOOSIER USERS GROUP HOOSIER USERS GROUP HOOSIER USERS GROUP
 USERS GROUP HOOSIER USERS GROUP HOOSIER USERS GROUP HOOSIER USERS GROUP HOOSIER USERS GROUP HOOSIER
 GROUP HOOSIER USERS GROUP HOOSIER USERS GROUP HOOSIER USERS GROUP HOOSIER USERS GROUP HOOSIER
 HOOSIER USERS GROUP
THE HUGgers
HOOSIER USERS GROUP
People Helping People
 HOOSIER USERS GROUP HOOSIER USERS GROUP HOOSIER USERS GROUP HOOSIER USERS GROUP HOOSIER USERS GROUP
 USERS GROUP HOOSIER USERS GROUP HOOSIER USERS GROUP HOOSIER USERS GROUP HOOSIER USERS GROUP HOOSIER
 GROUP HOOSIER USERS GROUP HOOSIER USERS GROUP HOOSIER USERS GROUP HOOSIER USERS GROUP HOOSIER
 HOOSIER USERS GROUP HOOSIER USERS GROUP HOOSIER USERS GROUP HOOSIER USERS GROUP HOOSIER USERS GROUP

Dec 1988

THE HUGgers NEWLETTER

Volume 6, Number 10

TALKING SMART Part V

by
JIM ELLIS

TELECO TIP

by
Jim Ellis

(Cont' from previous issue.) The three pair cable won't be shielded but it will be OK for short runs, 6-10'. Don't forget to use hoods on your connectors as they will keep down wire breakage. If you are using other connections, etc., I would be interested in hearing about them. There are several terminal programs that will send dialing codes, etc., to the modem, but you still need to know them in order to set your terminal program to do all those neat things, while you just sit there and wait to sign on. With some of these programs that is about all you do after you set it set up is just push a few keys and you're on your favorite BBS effortlessly. Sounds easy, doesn't it? Sometimes, it may take a bit of experimenting to get the right combination, just hang in there! I will try to get started on the command sets next time. These will be compiled from more than one source, so some commands may or may not be supported by your modem as I had mentioned in an earlier part. By the way, I noticed that the price of the modem I purchased in March has now dropped to \$135, that is down by \$60. That is for an external 2400 baud type. Oh well, I'm always ahead of my time. I hope they have improved the manual, mine has quite a few mistakes in it, especially on the syntax of some of the commands. For instance, in the extended commands, the commands for CR and DTR control, was given as AT/D0. That very error, save me an error. So I tried AT/D0, what do you know, it worked. A very subtle difference, but remember these computers are not very forgiving. If you want to see something a certain way, NOTHING else will do. Just remember anything created by man is subject to error. There are commands to reset the default values to those set by the factory when you decide you don't want to use the ones you changed. Not all changes to the modem are saved. My manual is not very clear on what is saved and what isn't. It is too bad that these errors and shortcomings get into print where someone who is new to the entire system has to contend with inadequate explanations. It is no wonder many become discouraged. I hope not all manuals are like that out..... I didn't mean to get on my soapbox, but I just wanted everyone to be aware that it does exist, which is one of the reasons that I started this series, to help inform you the users about the great use of smart modems and to keep you from becoming discouraged. I know many of you say, "I'll never use all of those, I don't know how." But that is just the point, if you know how! Then that is that much more you can get out of this hobby of ours. And isn't that what it is all about? For an example of some of the codes, see "TELECO TIP" elsewhere in this newsletter. (to be cont'd)

The information on page 25 on how to use the modem to disable call waiting didn't work with the V2.1 that I got. Instead, use the following procedure. From the Main Menu, select Setup Options. From Setup Options menu, select Modem Setup. From Modem Setup menu, select Dial String. Then you will receive a prompt to enter your dial string. At this time enter ATDT*, for tone phones, then press ENTER. Use FCTN-9 to get back to Setup Options menu, then select save Changes. FCTN-9 back to the Main Menu, select Auto dialer, select M to modify, select number, select B to enter phone number. When you enter your phone numbers use the following format: 70,786-9942. I could not get the program to recognize an '*' when I used it in the number line, nor could I get it to recognize '0'. I am using a "Deere" "II 2400" smart modem and this works just fine with it. I have not tried the pulse dialing, but I don't foresee any problem using this format for the phone number: 1170,786-9942. Use ATDP for the dial string.

OFFICERS

PRESIDENT....JOHN POWELL 786-3270
 VICE-PRES....CARL CLARK 1-398-6226
 LIBRARIAN..BRYANT PEDIGO 299-5755

presentation on some of his newest programs, PC TRANSFER, and MACFLIX. PC-Transfer will import and export text files to and from IBM format and it has features that will allow the addition of new conversion routines in the future. MacFlix allows the importation of Macintosh MacPaint graphics for use on the TI or Geneve. The program allows you to save the picture as a TI-Artist picture file or print it out directly to an Epson or Prowriter compatible printer. Geneve users have even greater flexibility in that they can use hi-res mode with or without interlace and can save to My-art in either format. Hoddie is marketing his latest programs through Genial Computerware and the two programs just mentioned sell for \$15 and \$25 each, very reasonable fees.

There was a talk and demo on TELCO, BATCH-IT, AND TEXLINK but I was not in the audience at that seminar. Batch-it sounds fascinating to me. It allows batch files to be run on the TI. That means you can set up a file of other programs to be run automatically and the computer will execute them.

There have been some new games coming out the last few months and some of these were available at the fair. They are available from the mail order suppliers and from Larry. Some of the games are available from their authors. The best of these that I have seen is Monopoly from Steve Karasek in St. Louis, Mo. Jan Knapp, also from St. Louis, had her excellent Homework Organizer and Genealogy TI-Writer templates available. These are forms all laid out on TI-Writer to provide guidelines for book reports, assignments, chores, family trees, group sheets, and many many other extra goodies. Monopoly is the best implementation of the game by far and now you can play against the computer if you have no breathing opponents available. I believe that all three of these packages are available for approximately \$15

1988 CHICAGO TI FAIR

WOW-GEE-WHIZ!!! This is it, THE granddaddy of all the fairs. The Chicago Users Group really knows how to put on a get together.

The fair this year has put the lie to the death of the TI community. A large conference room was packed all day. The attendance was at least 525. This is not bad for a regional convention for a "dead computer".

There was a good showing of distributors of hardware and software. Our very own L.L. Conner and family were there occupying an entire corner. They had one of the best selections available at the show.

The seminars on TI subjects were up to the usual super standards of the fair. They started first thing in the morning and ran all day. The subjects covered everything from the new word processing program Press to how the TI is used by a blind person. There were also programs on Myarc products especially the Floppy and Hard Disk Controller. The new controller is finally being delivered and is fully functional. The price is in the \$300 area which is without adding the cost of any disk drives. The HFDC is a remarkable achievement for the TI, but just like any of the extensive (expensive) upgrades the decision must be made as to just how much you want to invest in a system.

Jim Horn spoke on the program he and many others are working on to provide TI computers FREE to teachers and rehabilitation specialists. This is helping get many computers out of closets and into the hands of many children and other people who are not becoming part of the computer literate generation otherwise. If any of you reading this have extra equipment that you no longer use HUGGERS can help get it to teachers who can use it.

J. Peter Hoddie gave a


each a true bargain. The authors may be contacted through the St. Louis users group or Jan Knapp, 2318 Ruckert, St. Louis, MO 63114. (314) 428-0752

I was the most impressed with the new word processing program, PRESS. This was demonstrated by Chris Bobbit and Charles Earl the authors. This program brings TI into the present with the features and capabilities of which we have only dreamed before now. Press is designed to take advantage of whatever equipment you have hooked up. It has a 128,000 word spellchecker built in and it may be accessed from within the program. You no longer have to wait until you are finished writing to check that word that you aren't sure of.

Documents may be of any length so you novelists no longer have to link each chapter's file to the others. It will, of course, do headers and footers but in addition it will put text in columns! It does this right on the screen as it does the different kinds of type. If you type in italics or bold there it is! Press supports 80 columns if you have the hardware to do that and has pull down help menus throughout also. It supports menu selection and it also supports key commands to speed things up as you become more familiar with it.

Just in case you can't tell I am excited about this program. I am so enthusiastic that I actually ordered a copy at the fair and am now watching the mailbox like a hawk.

**BRING YOUR TI-ARTIST
PICTURES AND INSTANCES
AND SWAP THEM WITH
OTHERS AND THE TUG**



HUGGERS had an even half dozen members in attendance, a good showing, and everyone had a great time and will have much to share at the December meeting. There will also be a number of new public domain and shareware programs in the library. Come to the meeting and find out what the excitement is really all about.

H.U.G. BBS IS UP RUNNING AGAIN!

Thanks to the efforts of Gary McGuade and Bill Lucid who are assisting John Powell with the Hugger's BBS, we now have a functioning BBS again. We are using new software that appears like it will be a major upgrade over the BBS program previously in use. The new program is Paradigm 99, ver. 1.60. It is a full featured BBS with a variety of new features including XMODEM for downloads and uploads, support for 80 columns for those with the 80 column cards or Geneves, and quick search routines for user names and filenames. The program has extensive help files accessed by item [H] on the main menu. Saving and printing out the help files named GENERAL HELP, and TIPS and TRICKS is helpful. Right now, the system is set up for 300 baud. (John Powell has acquired a 1200 baud modem and as soon as a modified modem cable is obtained, support for 1200 baud will be available. Also some features are not fully implemented yet, primarily because of hardware limitations.

To use the BBS set your terminal program settings to 300 BPS, 8 bits, No parity, 1 stop bit (8N1). The phone number is (317) 782-9942 and the system is running 24 hours per day.

**PLEASE
BRING YOUR SYSTEM
TO THE MEETING
THIS MONTH**

Reprint from
SOUTH BAY T.I. USERS GROUP

DSKU VER 4.1 From John Birdwell

Description: This package consists of four files. The file DSKU_4.1 must be uncompressed and unpacked with ARCHIVER II, version 2.3 or 2.4. The file is copyrighted fairware by John Birdwell. If you use it beyond a short tryout, you should send the requested \$15 to John at the address in the docs. DSKU is a very complete set of disk utilities that lets you perform many editing and copying functions of files or individual disk sectors. It is the most complete program of its type for the 4A and 9640. With this you need no other disk managers, sector editors, or copiers.

TELCO TERMINAL EMULATOR, VERSION 2.1 from Charles Earl

Description: TELCO, version 2.1 eliminates several bugs found in version 2.0. This new terminal emulator features six different emulation modes for communications with different systems; XMODEM, YMODEM, CompuServe B and Quick B, and ASCII transfers. It includes both conventional and PC PURSUIT autodials. It includes MACROs for sending automatic logon procedures or anything else you wish to do with them. It will work with almost any hardware configuration, and displays in 40 columns, 80 columns, or a window size of your own choosing. To gain all this capability, it is disk intensive, loading files as it needs them. It will use all the memory you have available, though, to minimize disk access, taking advantage of 9640 extra memory, supercards, and the like. Without extra memory, it works best from RAMdisk or hard disk, but will work with a minimally expanded system. At least one disk drive, 32k memory expansion, and RS232 card are required as a minimum. This archived file initially unpacks into four compressed files, which must in turn be uncompressed and unpacked. Use ARCHIVER II, version 2.3 or 2.4. The program is User-Supported Software. You are requested to send a \$20 registration fee to author Charles Earl if you use it beyond a brief tryout.

FUNNELWEB VERSION 4.1 (MAY 1988) - NEW AND IMPROVED

Description: The latest version of the fabulous word processor/loader/operating environment from Australia. This version adds much friendlier CONFIGURE files to customize your menus, defaults, screen colors, etc. It features windows and on-screen help files. Complete docs included. Runs on 99/4A or 9640. This package consists of two files of 212 sectors and 283 sectors. Both uncompress to about 350 sectors each. Uncompress and unpack with ARCHIVER II, version 2.3 or 2.4.

MONTHLY MEETING LOCATION
ST. ANN'S SCHOOL
2839 S. McCLURE
INDIANAPOLIS, IN
MEETINGS OPEN AT
2:00 PM
DECEMBER 11 1988

OBITUARY NOTICE

The following notice was taken from the CPU6 Newsletter from Central Pennsylvania, via the Phila Area Users Group newsletter, via the Reading-Berks 99ers. Our thanks to all for this timely piece of news.


We were saddened to learn recently of the death of one of our most valued members, Someone Else. Someone's passing created a vacancy that will be difficult to fill. Else has been with us almost since our club was formed, and, during that time, Someone did far more than a normal person's share of the work. Whenever leadership was mentioned, this wonderful person was looked to for inspiration, as well as results.

It is often said, "Someone Else can work with the Group or Committee." Whenever there was a job to be done, or a meeting to attend, one name was on everyone's list, "Let Someone Else do it."

Someone Else was a wonderful person, sometimes appearing superhuman. But a person can only do so much work before wear and tear begins to take its toll. Were the truth known, everyone just expected too much from Someone Else. Now Someone Else is gone, and we wonder what we are going to do.

Someone Else left a wonderful example to follow, but who will follow it? Who will do the things that Someone Else did? It is a notion that each of us should pause to consider.

Editor's note: While Someone Else will surely be missed by the Bluegrass 99 Computer Society, life does go on. Our sincere hope is that Someone Else's cousin, I'll Doit will step in and fill the void.

 BRING YOUR
FAMILY
FUN games treats

MEETING DATES FOR THE COMING YEAR

January 8

February 12

March 17

April 9

May 21

June 11

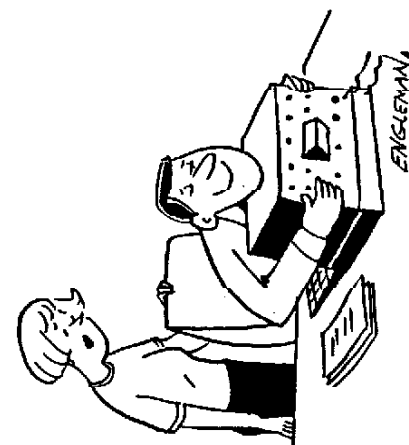
St Ann School will be closing at the end of the school year. Watch the NEWS LETTER for further meeting dates

TI 99/4A DRAWING PROGRAMS - COMPARISON CHART

FUNCTION	JOYPAINT JoyPaint F1	BITMAP E,T	STARTIST Artist Extras	GRAPH 10 EA PM	DRAMA U,TE	PRINT + disk	SUPER SECTION Slocate	MASTER MATTER pmi-sit:MAC	DRUM A BIT SGRAPHIC
Program Focus	E,T	E,T	T,E,U	10 EA PM	U,TE	E	E,T	E	E,U
Requirements	10 EA PM	10 EA PM	Ray	10 EA PM	10 EA PM	10 EA PM	10 EA PM	10 EA PM	10 EA PM
Ease of Use	1	3	5	5	4	4	6	2	2
Method of Operation	Icons, Menu	Icons, FontKeys	Menu Icons	Menu Icons	Menu Keys	Menu Keys	Menu Keys	Menu Fac Keys	Menu Keys
Joystick Control	Required	Optional	Optional	Required	Optional	Required	No	No	Optional
Cursor Speed Ctrl	No	15 speeds	2 speeds	5 speeds	2 speeds	No	No	No	No
Brush Styles	7	9	8	1	1	32	9	4	1-pixel
Automatic Draw Functions	Lines, Rectangles, Circles, Ellipses	Lines, Ray, Circles, Ellipses	Lines, Ray, Circles, Rectangles	Lines, Ray, Circles, Ellipses	Lines	Line, Ray, Line, Ray, Circles, Rectangles, Squares	Line, Ray, Line, Ray, Circles, Rectangles	Lines, Rays, Parabolic ellipses	Lines, Rays, Parabolic ellipses
Fill	AutoFill	Manual, AutoFill	AutoFill	AutoFill	AutoFill	AutoFill	AutoFill	No	Manual
Shade, Depth	24 Airbrush	Color Life	Color Life	Color Life	Color Life	Color Life	Color Life	No	No
Reflections	No	No	Yes	No	No	Yes	No	No	No
Move, Copy	Yes	Yes	Yes	Yes	No	Yes	No	No	No
Flip, Hor/vert	Yes	H only	Yes	No	No	Yes	No	No	No
Rotate	99 deg.	99 deg.	Slides	No	No	Hor++	No	No	No
Invert	Swatches	Yes	Yes	No	No	Yes	No	No	No
Magnify, Reduce	Yes	Yes	Yes	No	No	No	No	No	No
Text Handling	Yes	Yes	Yes	Yes	Yes	Yes	No	No	No
Special fonts	Yes	No	Yes	Yes	No	Yes	No	No	No
"Zoom" Mode	Fatigue!	No	Yes	Yes	No	Magnify	No	No	No
Scratchboard Res ("Flipboard")	Cut and Paste	Store a. input	Slides	Slides	No	Yes	No	Symbols, Store	Palette Store
Use of Color	No	Full Use	Full Use	Full Use	Limited	28 colors	Full Use	Full Use	Full Use
Slide Show	No	Yes	Hor++	Hor++	Yes	No	No	No	Yes
Undo	Yes	No	No	No	No	No	No	No	No
Spec. Features:	Larger Ink Size	Process: Ink Size, Color, Pic, Scrip	Instance: Ink Size, Color, Pic, Scrip	Instance: Ink Size, Color, Pic, Scrip	9 Addl Commands for B3	Patmed Touch Rainbow Colors	Patmed Touch Rainbow Tablet Colors	Patmed Connect-Verse Bats	Patmed Connect-Verse Bats
Printer	Epson 800/5	Epson 800/5	Most Printers	Epson 800/5	Epson 800/5	Host Printers	Epson 800/5	Epson 800/5	Epson 800/5
Screen Dumps	2 sizes	2 sizes	2 sizes	2 sizes	1 Mem	1 Large	1 Large	1 Large	1 Large
Disk Catalog	Yes	No	Yes	No	No	No	No	No	No
File Covers Etc	Yes	No	Yes	No	No	No	No	No	No
F/Portability	Not at Present	Limited	Easily	Easily	Prog Skil in Issues	No	No	No	Prog Skil in Issues
Acid Support	Size	No	Lots	Lots	Score	No	No	No	No

* Starred features are found on the companion disk (listed under the main package) ** See chart notes

REMEMBER
BRING A PLATE OF
CHRISTMAS TREATS
FOR THE FITCH-IN
CHRISTMAS PARTY



"YOU'RE GETTING TOO PERSONALLY INVOLVED WITH YOUR PERSONAL COMPUTER."

Just in case you haven't heard, TI still cares - but not as much. They are dropping their 800-TI-CARES number. This is per Jeffrey Crisp of TI Consumer Relations Department as quoted in the June BAYOU BYTE Newsletter. TI is still going to maintain the following numbers:

- GENERAL INFO806/747-1882
- TECHNICAL ASSISTANCE806/741-2663
- DEALER PARIS806/741-2265 and 741-2268

Name: _____ Today's Date: _____
 Address: _____ Apt. # _____
 City: _____ State: _____ Zip: _____
 Phone: (____) _____ - _____
 Interests/Comments: _____

 S _____
 D _____
 O _____
 Amount Enclosed: \$ _____
 New: \$10
 Renewal: 7.50
 Active Member
 New: \$20
 Renewal: 15
 Subscribing Member
 New: \$10
 Renewal: 7.50
 Check One:

(Cut on dotted line)

Below you will find an application for membership to the Hoosier Users Group. Active membership entitles you to the Newsletter, up and download on the HUGbbs, attendance and voting rights at regular club meetings, access to the HUGger Library of Programs, special club activities and special guest speakers for one year. Subscribing members will receive the NEWSLETTER only.

APPLICATION FOR MEMBERSHIP

Make check or money order payable to Hoosier Users Group. Send completed application to:

HOOSIER USERS GROUP
 P.O. Box 2222
 Indianapolis, IN 46206-2222

HOOSIER USERS GROUP
 P.O. Box 2222
 Indianapolis, IN 46206-2222

Forwarding and Address Correction Requested



TIME DATED
 DECEMBER 11 1988
MATERIAL

89/10 781DE
 Dan H. Eicher
 4410 Cardinal Drive
 Indianapolis, IN 46237