




CLEVELAND AREA

TI-99/4A USER GROUPS



JUNE
(MAY) 1994

OFFICE	TI-CHIPS	MEETINGS
CO-PRESIDENT	Glenn Bernasek 238-6335	10-12:00 A.M.
CO-PRESIDENT	Virgil Thomason 1264-7779	N. Royalton
TREASURER	Lin Shaw 235-3912	County Library
MEMBERSHIP	John Parken 331-2830 4172 W. 217th St. Fairview Pt., OH 44126	State Rd. SO. of Route 82 1/4mi EVERY THIRD SAT.
SECRETARY	(Harry ** Temporary) for Chris	
DISK LIBRARY	Les Kee 238-6938	MAY 21, 1994
TAPE & MODS	John Parken 331-2830	JUN 18, 1994
HARD COPY	Harry Hoffman 631-2354	JUL 16, 1994

OFFICE	NORTHCOAST	MEETINGS
CO-PRESIDENT	Ken Gladyszewski 1357-7274	1-4 P.M.
CO-PRESIDENT	Walt Ryder 921-8223	Euclidian Room
Treasurer	Frank Jenkins 283-8526	Euclid SQ. Mall
MEMBERSHIP	Martin Smoley 1-257-1661 6149 Bryson Mentor, OH 44060	E.260th off I-90 (South) EVERY THIRD SAT.
SECRETARY	Deanna Sheridan 333-5986	
DISK LIBRARY	Martin Smoley 1-257-1661	MAY 21, 1994
TAPE & MODS	Frank Jenkins 283-8526	JUN 18, 1994
HARD COPY	Dick Alden 1-352-9172	JUL 16, 1994



From the Editor's Desk:



Hi Tiers,

By the time you get this newsletter, we'll either be in Lima or the Faire of 1994 will be over. I really tried to get this out BEFORE Lima, but the plans just didn't work out! :(If they did, I was going to push Lima to the max because it was not on our regular meeting day and the Faire is something special to all TI families!

MICROpendium is great again this month, as usual! And as usual, there is a Glenn Bernasek writing in the Comment section on page 4! It was excerpted from a Cleveland Newsletter (TI-99/5). Tony McGovern wrote an article on 'Programming with Funnelweb', part 1 of 3). Bruce Harrison has continued to try educating us in Assembly language. Charles Good reviews two programs. Many good hints and tips are sprinkled throughout the magazine! Buy it, you'll like it!!!

Bud Mills WILL be at our May meeting!
He assures us that all calendars were checked in his house and he marked them all for Cleveland! This should be

a great meeting. I'm looking forward to it very much because his table At Lima is always too crowded for me to talk to Bud for any length of time!

Deanna and Marty have articles in this letter. Thank you!! Another library update from Bruce and Marty, also! Speaking of Deanna... she has downloaded the shareware version of the TI-Emulator and will have some disks of same at the meeting this month! See her article in this issue!!!

Tony McGovern has been updating Funnelweb again & we should have it for everyone after LIMA. I believe it is mostly for the 80 column devices.

Ron Markus has really been working on his display room and after Lima anyone interested in seeing all the goodies he has should call & stop by his house!

Well, it's time to go and can't think of anything else to say!





TI-CHIPS Notes



by: Harry Hoffman

REMEMBER those loved ones on Memorial Day, May 30th

The TI-Chips meeting was called to order at 10:15, by Co-president Virgil Thomason. Glenn Bernasek was absent due to other commitments.

The first order of business was a motion made by Harry and seconded by Les Kee that reports would be tabled due to the following speech by....Louise Miller representing our host, the North Royalton County Library, on why everyone who appreciates library services should get out to vote on Issue 23 in the upcoming May 3rd Primary. Issue 23 is the only local funding for our County libraries and their services. The State has reduced their commitment to library funding! Issue 23 is a necessity! It takes the place of the existing issue that expires at the end of this year, and is half the budget! Vote for Issue 23 on May 3rd, and protect our library for today and tomorrow. It's worth it!!

(ED. NOTE: This issue was NOT on the Cleveland ballot! This newsletter was too late for the Primary. Glad to see it passed anyway!)

A REMINDER that the LIMA MUG conference will be the week BEFORE our regular meeting! There will be seminars all day and bargains galore!!! Everyone should try to attend, as this is a great opportunity to learn what your computer can do and meet fellow TI'ers from all over the world! The date: MAY 13/14, 1994. (The 13th will be set-up and disk copying time after 4:00 P.M.). The 14th is the conference, from ? A.M. to 6:00 P.M. at which time we put everything back the way it was before the Faire and adjourn to the Pizza parlor for free Pizza! Call Harry or Nina if you need help finding the Ohio U. campus.

John Parken called from a gas station, somewhere, to say he would not be to the meeting because of radiator problems with his Van. He wanted to know if any member was going to pay dues this month. Way to go, John... worry about Chips when having troubles of your own!

A motion was made and seconded to purchase 100 disks from Ron for Glenn to make up give-away disks for the Lima MUG. Passed!

Due to my tape recorder being set on 0 volume, I'm winding it! There were no distinguishable words to hear and my memory is not working properly at this time. Please forgive this horrible oversight!

Les Kee gave a demo. I cannot remember exactly what the content was. Sorry, Les.

Editor Note: When I called Carol Lin Shaw to get help with this report, she informed me that Lin was in the VA hospital and needed an operation. Please keep Lin in your prayers and ask for a speedy recovery. He is at the E.105th VA Hospital and cards would be nice!

Harry



NORTHCOAST 99ers Executive Notes

It's good to be back in, the saddle again, I think. At least now I will have an excuse each month to use my trusty TI. If we don't have enough, "minutes" type news, you will have to put up with some of my TI preaching in order to fill up a page for Harry each month.

The meeting was called to order by our Co-President, Ken Gladyszewski. There was no treasurer's report, and Ken asked if there was any old business. Harry Hoffman mentioned if anyone needed directions or lists of available motels, etc. for Lima to see Nina. When asked if there had been any listing of speakers posted for Lima, Harry said he had not seen any. Glenn Bernasek had requested six tables for the Cleveland groups. He also explained that Bud Mills had been unable to come due to a prior commitment of which he had been unaware when he first made plans to come. He then planned to prepare a video tape, but his part-time job had become a full-time job, and he had not had the time. He is hoping to come to the meeting in May, the week after Lima.

Marty stated that using the German authored Basic Compiler was not going to be easy even with the documentation that had been translated into English. That there were several other help files critical to use of the program that were still in German. Basically, the compiler would take an Extended Basic Program and convert it to assembly source code. At that time it needed to be reviewed to see if it was accurate, and if any errors were spotted, changes were to be made before compiling. Thus, the user needs to be fairly well versed in Assembly language to use it. Marty was going to investigate obtaining some translation software that he could use on his DOS machine that would possibly assist in deciphering the remainder of the text. In the meantime, he was going to have Walt Ryder look at the program and see if he thought it viable.

Mention was made of the TIEMULATOR available for DOS machines which is entirely different from the PC99 and much less expensive. Yours truly downloaded this software from Genie and tried it on her 16Mhz 386SX Dos machine and found that it is a creditable piece of software. You do not need a 486 DX 66 MG2 to get satisfactory speed as you do with PC99. I took it to work and tried it on our 486 33 MG2 and it clipped along as nicely as a Geneve. The fairware cost of this software is \$25. It only comes with a couple of modules and Extended Basic. With payment you are supposed to receive all of the modules the author has transferred. I was unable to "port" any programs over from my TI, but if I typed in an XB program, I was able to

reload and run it without any problems. I did send in my registration, but as of this writing have not received my disk from the author. For those PC users who hated to give up their TI's and couldn't afford to keep up both machines, this may be the answer to keep you interested. If there is any real interest, I will be glad to put this in our library. Remember, it will be on a PC disk, not a TI disk

Jim Krysch of Asgard Peripherals gave the demo on the Asgard extended memory cards. Jim is a local person who has been in the Coast Guard while involved in this project. He gave us the history, and showed how the card works. You will note in the last Micropendium that the schematics of the original card have been placed in the public domain. The advanced card, which he has, has not been put into production, and probably never will be for lack of orders. It pages in 4-K blocks of memory, instead of the 8-K we always thought had to be used. He explained that 4-K is actually the way that DOS uses additional memory. He showed a 78-K Monopoly program using the extended memory. He felt that eventually all the information on this card would also be put into the Public Domain.

Before finishing this off, I decided to dial up Genie to see if anything was going on. They had just uploaded version 5.0 of the TIEMULATOR and a program to convert your TI files to the emulator format. It looks like this might be a fairly complete version of the TI. The prior version did not support joysticks or printing to a printer and this one does. Hopefully, I will soon get my copy from the author with the support files. However, now I am not completely crippled in trying it out as I was before.

I keep seeing a lot of discussions on how to transfer files between the TI and other machines. Of course, the best way is with PC Transfer. However, you need a system with double sided drives to use this program. For years now, I have simply used my modem cable for my IBM, a null modem (which can be purchased for about \$5.00 at any computer store), and my TI modem cable. I use Procomm on the Dos machine, and Fast Term on the TI. I prefer Fast Term because it takes up such a small space on my ramdrive. Set the two terminal emulators to the identical protocols and baud rates and upload and download as you would any file.

See you next month.

Deanna Sheridan, Secretary
Northcoast 99ers



A TI COMPUTER ON MY IBM?



Deanna Sheridan - NorthCoast 99ers

The idea of a program in the DOS world that would emulate the TI99-4A is not a new one. About the time I quit as newsletter editor, there was news of a program in Germany that was a rude emulation of the TI. Eventually it was uploaded to Genie, and it only allowed you to type in Basic programs, no sprites, speech, etc.

Then Mike Wright and others started another emulation program called PC99 which I saw demoed at the 1993 Lima meet. At that time, they had not been able to emulate the sprite function and some other basics which would be necessary for a fully useful TI-99. They were asking \$99 for the first version and additional monies for each section added. Also the cost of purchasing modules already converted could bring the cost of this machine outside the normal TIers budget if everything was included. They had to run PC99 on a 486DX66 in order to emulate the TI's speed.

I am not sure how much interest this program generated in the TI World. I felt that it was too expensive, and I owned a 386SX 16MGZ which was serving me very well. As a point of interest, emulating one machine on another is not a new idea. I read a book a year or so ago about how Bill Gates and Microsoft came into being. Microsoft wrote the basic for most of the early computers, including Apple, without ever touching the machine for which they were programming. When they wrote Apple Basic, the first time they actually used an Apple was when it was demonstrated as a working program. All of the programming was done on a PDP (something or the other).

About a month ago, I saw a program on Genie entitled TIEMULATOR! which I downloaded. The nice thing about this Emulator is that you do not need a 486DX66 in order for it to run adequately. Some of the Extended Basic is rather slow on my 386SX16. However, I took the program to work, and on our 486DX33, you could tell no difference between it and the real TI. The cost of this is not prohibitive either. When I downloaded the first file, the fairware cost was \$25, and the version I downloaded this past weekend, requested \$40.

Why am I trying to generate interest in a TI that runs on the IBM? It does nothing for those of us who use our TI's or don't have IBM systems. What they are finding out, at least on GENIE, is that old TIers who have gone IBM, or haven't used their TI's in years are stopping by the TI Forum and downloading this program. These people are enthusiastic about being able to play some of their favorite games again on their TI on the IBM!. With a cost less than MOST DOS programs, they can be back into an active TI environment. If the interest continues with this newer version that has even more features, it may do

more than anything else to keep interest in the TI going. Jim Krych intimated at the NorthCoast meeting last month, that if the specs for the AMES memory card were given to the author of the TIEMULATOR!, he could incorporate them, and we could all then have access to larger programs for the TI.

To run the EMULATOR!, you need:

- An Enhanced PC-compatible 101 key keyboard
- EGA with 192K, or better graphics card
- 80286 or better processor
- MS-DOS

Features of the TIEMULATOR! include:

- Full standard graphics support..graphics mode, text mode, multicolor mode, and bitmap mode; 32 sprites in all 16 glorious hardpounding colors.

- All keyboard modes mode supported..even those strange ones like FCTN-J. Split keyboard now acts like a TI keyboard and allows two people to be pounding on opposite sides of the keyboard at once!

- Adlib support for three voices of the TI sound chip.

- File-level RS232 and PIO support. You can print out now!

- Inter-program module switching and pathname definition.

- Memory expansion unit and three disk drives included free!

- Joystick and Mouse support!

- You can get disk catalogs!

- Rudimentary speech synthesizer support!

Gary Bowser has written a program that will remove the TI-FILES header from files transferred via Xmodem or PC Transfer so that they can be used with the EMULATOR! His program also includes the Editor Assembler module. With the Emulator!, Extended Basic, E/A, you have a full-functioning TI.

I will bring several of these disks to the next NorthCoast meeting. They will be on an IBM disk will need to be unzipped with PKUNZIP. If you use this program, PLEASE register, since it may be our best bet to keep interest in the TI going for some time. It is going to benefit most the people who do not have IBM systems to keep us going a while longer.

The genius behind this program is:

Mr. Edwart Swartz
1401 East 18th Street
Georgetown, TX 78626

LIBRARY UPDATE - April 1994

This addition to the library marks the end of the disks compiled by Harry Hoffman at last year's Lima meeting. I was also able to switch to the 94000 numbering sequence. I could not switch to the 93000 numbers sooner because the numbers were assigned last year and were cross-referenced to the Lima numbers already. (Just in case you were really curious.) I think Harry has a bundle of disks from Lima that I have not received yet and of course the 1994 Lima conference will be in May so there will be another batch then. Jim Harris and I will be busy figuring these out. It is impossible to examine each program so if you can't figure the intent of a program from its title it's pot-luck. I think this is part of the fun of getting a disk you have never seen before, separating the prizes from the clunkers.- Bruce Rodenkirch

DISK 93080:

This disk contains a group of programs compiled by Jim Peterson especially for the TI*MES user group in England. It has programs for 2, 4, and multicolumn printing, a format to change a program listing to TI WRITER text, and cassette files of source and object code to change to media for the Adventure series. It also has machine codes for disk initialization. FILEREADER is a handy program to read just about any type of file to screen or printer. MUSICTUTOR explains how to write efficient XB music and demos a tune. MRD is Mr. D, a cute but tough XB game. 28FORMAT, 2COLPRINT, 4COLPRINT, CAT, CHARACTERS, COMMANDSET, CROSSREF, CS1-DSK/O, CS1-DSK/S, CS1>CS2/S, DDDS40T, DESA (disassembler), DSK-CS1/O, DSK-CS1/S, EXTRACTOR, FILEREADER, LINEWRITER, MEMCONTROL, MRD (Mr. D-a game), MULTICOL, MUSICCODER, MUSICTUTOR, OCTAL and READ/ME,

DISK 93081:

This disk contains 9 games and a typing tutor. Games are; BLACKBOX, BOWLS, EVERYTHING, F/ROUTE, GGGRABBER, GOLF, KAMIKAZE, QBONO, SOUND/INS, and WORMCHASE. QWERTY is an excellent typing tutor. GOLF, in BASIC, is very interesting.

DISK 93082:

This is a GAMES disk and is a companion disk to 93081. It contains the ROBINHOOD game in BASIC and XB, a drawing program (SAS), a typing tutor, a drawing program (slow), and several music generation programs.

DISK 93083:

Another TI*MES disk from England. This one has Source and Object codes for the ADVENTURE series also. Requires use of ADVENTURE module. Machine code for disk initialization is included. A utility program to run BASIC programs in EXBASIC, a program to shrink programs by eliminating REM statements, a program to permit

longer DATA statements, one to slash zeros, and one to read TOKENS. Finally, five games from the 1983 period. PENGU, REACTION, READ/ME, REMDIVIDER, ROO, SDDS40T, SDSS40T, SHRINK, SLASHER, STARPROBE, TEXT>PROG, TOKEN/READ, WALLABY and WORD/WRAP.

DISK 94001:

A demo of BOULDER DASH (sold by Asgard), by Eric Lafortune, which uses a heretofore unused graphics mode found in the 4A which allows exceptional color and clarity. This game is comparable to the best for any computer. Requires a Mini-Memory module. FUCAT is a nice catalog program which will automatically print a sleeve size catalog in 1, 2 or 3 columns as needed. The number of columns can also be pre-selected. It also prints the file description, such as OPT#5, XBASIC etc. Documentaion is included. TURBO is a fast copy program.

DISK 94002 and 94003:

Assembly Tutorials #1 and #2 by Ian Johnson. 94002 is a collection of HELP files to explain assembly language and 94003 is a collection of 46 subroutines in assembly using the techniques discussed in the HELP files. A partial listing of 94003: BLAUTO, BLBEEPHONK, BLCLR, BLHCHAR, BLRND1, BLUTILS, BLWSPRITE, BLWPUTILS, COINC1, HEXOUT, HEXTODEC, INPUTS/1, INPUTS/2, INPUTS/3, INTTOSTRNG, SCROLL8, SELECTOR, SIREN, SOUNDEFFCT, SPEECH, START, TEXT32, TEXT40 and TYPER.

DISK 94004:

This is TI-PD 872 from Jim Peterson's public domain files. It is a collection of cryptograms of bible verses. It is well written and worth trying even if you don't have the bible committed to memory.

DISK 94005:

THE NECROMANCER is a fairware game by Jim Beck and is TI-PD 1423 in Jim Peterson's Tigercub public domain library. I hesitate to put it into the library because I could not get it to run. It comes up with a PROGRAM MEMORY FULL message. Thinking it might run in BASIC I tried that to no avail. Perhaps one of you can get it to work.

DISK 94006:

The name of this disk is WORD PROCESSING UTILITIES. It is TI PD 1132.2 from the Tigercub public domain library. If you use the Funnelweb Editor or TIWriter you will find a utility here for you. The following disk catalog should give you some idea of what these programs do: BREAKFILE, COUNTHelp, COUNTWORDS, CR/ADDER, FONTMAKER, HELPFORMAT, HYPHENATOR, KEYSEARCH, LP/STRIP, LOAD, MULTIPRINT, PRINTINIT, QUADCOL, REFORMATER, STRIP, STRIPPER, TABLESORT, TIWRITMAIL, TWORDCOUNT, UNFILLER, WORDCOUNT and WRDCOUNTII.



By *Martin A. Smoley* © April 9, 1994

6149 Bryson Drive, Mentor, Ohio 44060-2324

I need help! with XB-COMPILER by Wolfgang Bertsch

I have a copy of XB-COMPILER by Wolfgang Bertsch. This program is supposed to compile an Extended Basic program into Assembly language, so the XB program will run much faster. The compiler may or may not work. I don't know, because I don't understand German. I have a translated copy of the DOC file, but that is just the tip of the iceberg. The Support files, the Help files, and many many more are still in German. Without the translation of the rest of these files, the program is unusable. Because the NorthCoast Newsletter goes out across the country, I thought that this might be a way to find someone with the translation of the Docs I need, or possibly someone who would be interested in taking on the job of translating them. If anyone out there can help with the German to English translation of these D/V 80 files, please contact me at the address above. Thanks. Marty.

Backside

This is just a note about the program in our library, on disk 93044.3, named Backside. The program is supposed to initialize the backside of a Single Sided, Single Density disk to change it into a Double Sided, Single Density disk. This is a great program if you have recently changed from SS/SD drives to DS/SD drives, and you have a bunch of disks with stuff on one side, and you would like to be able to put more stuff on the other side without going through a bunch of work. There are just two things to make note of, one is that you need to be careful of your floppy disks. If you mistakenly put in a floppy, this program will probably trash the files on the back. And second, this program seems to work well with a TI disk controller, but not with a Corcomp controller.

There is an abundance of grate new software in our library, but no one seems to be interested. I'm waiting to hear from you. Marty.

Remember that Questionnaire

I have probably received all of the questionnaires that I am going to on IBM Compatables at the NOCO meetings, so here is my interpretation of the answers. Keep in mind that I only received 14 returns from NorthCoast members and 8 from Chips members, and that most of the 14 NOCO questionnaires were forcefully extracted from the members who attended the March meeting. Our membership is only 54, but that is still a small return for a question as important as this. Of the NOCO members who attend the meetings, only one in four own an IBM compatible. If I include all the returns, Chips members and out-of-town members, it's about half and half. Of all the returns of compatible owners, practically no one belongs to an IBM group. Most of those said that they used their compatibles mostly for work, and that they would attend the meetings about the same amount, IBM or not. However, there were a number of comments from NOCO members who do attend the meetings, that said the NorthCoast demonstrations were very good, as they are, and that they did not want any IBM compatible stuff to infringe on the main meeting time.



Marty's Opinion

It seems to me that those NorthCoast members who do attend the meetings should have the say as far as the meetings content. In my opinion those members seem to prefer that the meetings remain strictly TI. That is my personal opinion, also.

TI System For Sale

I would like to sell some of my TI equipment. I have seven complete systems and would like to sell down to three. Here is the first one. A complete TI system less monitor. TI Console, PE Box with 32K memory card, TI Disk Controller card, two half-height DS/SD drives, a RS232 card, printer cable, and an old well used (but still working good) dot matrices printer. Also included are Extended Basic, Editor Assembler, Microsoft Multiplan cartridges and manuals. This system does not have a monitor included (no monitor).

It does include the RF or (TV) modulator and the transformer power supply for the TI Console. I am asking one hundred and fifty dollars (\$150.00) for the complete system. Drop me a note if you're interested. Marty.

⑥



Good luck TI'ers.

By *Martin A. Smoley* © March 2, 1994

6149 Bryson Drive, Mentor, Ohio 44060-2324

The Canon LBP-8mrkIII Marty's Printer

After reading several articles in this newsletter and others about printers, I still feel a little lacking in info. These people wrote very nice articles about how much they paid for their printers, where they got the printer, and how you might hook up and use that type of printer. The article was then printed on someone else's printer for the newsletter. Although I really appreciate every article that reaches our Newsletter, I would ask that anyone who writes these articles fill up one page and print the article on the printer in question. I would also ask that these people print out as many Fonts and Typestyles as they can, using their TI. If the printer is new and some learning time is required, you could write a follow up article when you are ready to show off your Fonts. Actually seeing the quality of the print and the quantity of Fonts that are built into a printer are more important to me than the price. This may not be the case with others, but I am sure that everyone would like to see those new Fonts along with the price.

Pica 10cpi AaBbCcDdEeFfGgHhIiJjKk
Pica Expanded 5cpi

Expanded Dbl High

Elite 12cpi AaBbCcDdEeFfGgHhIiJjKkLlMm

Pica Cond. 17.16cpi AaBbCcDdEeFfGgHhIiJjKkLlMmNnOoPpQqRr

Elite Cond. 20.cpi AaBbCcDdEeFfGgHhIiJjKkLlMmNnOoPpQqRr

Nps 12cpi AaBbCcDdEeFfGgHhIiJjKkLlMm

PicaNLQ 10cpi AaBbCcDdEeFfGgHh

Pica Sub/Super script 10cpi AaBb

Elite Sub/Super script 12cpi AaBbCc

Pica Cond. Sub/Super script 17.16cpi AaBbCcDdEeFfGgHh

Elite Cond. Sub/Super script. 10cpi AaBbCcDdEeFfGgHh

Nps Sub/Super script. PS AaBbCcDdEeFf

Pica NLQ Sub/Super script 10cpi

Good luck TI'ers.

Marty.

Although I have demonstrated the Fonts that are built into my Canon Laser Beam Printer before, I'll do so again, to demonstrate the meaning of, "Show us your Fonts".

Starting in the lower left corner of this page I printed the different Fonts available using my Canon printer while using my Epson FX-85 emulation cartridge. Of course it also has Bold, Italics and Double Wide with all those Fonts, but that still doesn't impress me. The cartridge costs more than a Star NX-1000II printer, and the only thing I need Epson Emulation for, is printing graphics like Ohio, Garfield, Odie and the Mailbox. After that I send a code to switch from Epson back to Canon ISO mode. Why? Well I started printing some of the Typefaces, Fonts and Styles that are built into the basic Canon printer below (with no cartridges).

Courier, which is the same as Pica.

Symbol: αβχδεφγηι.!.!#E% &*()_+{}[]:V;ε

Dutch

These four Typefaces are it.

Swiss

So now you are going to say, big deal, four lousy Typefaces. He only has four lousy Typefaces in that big fancy

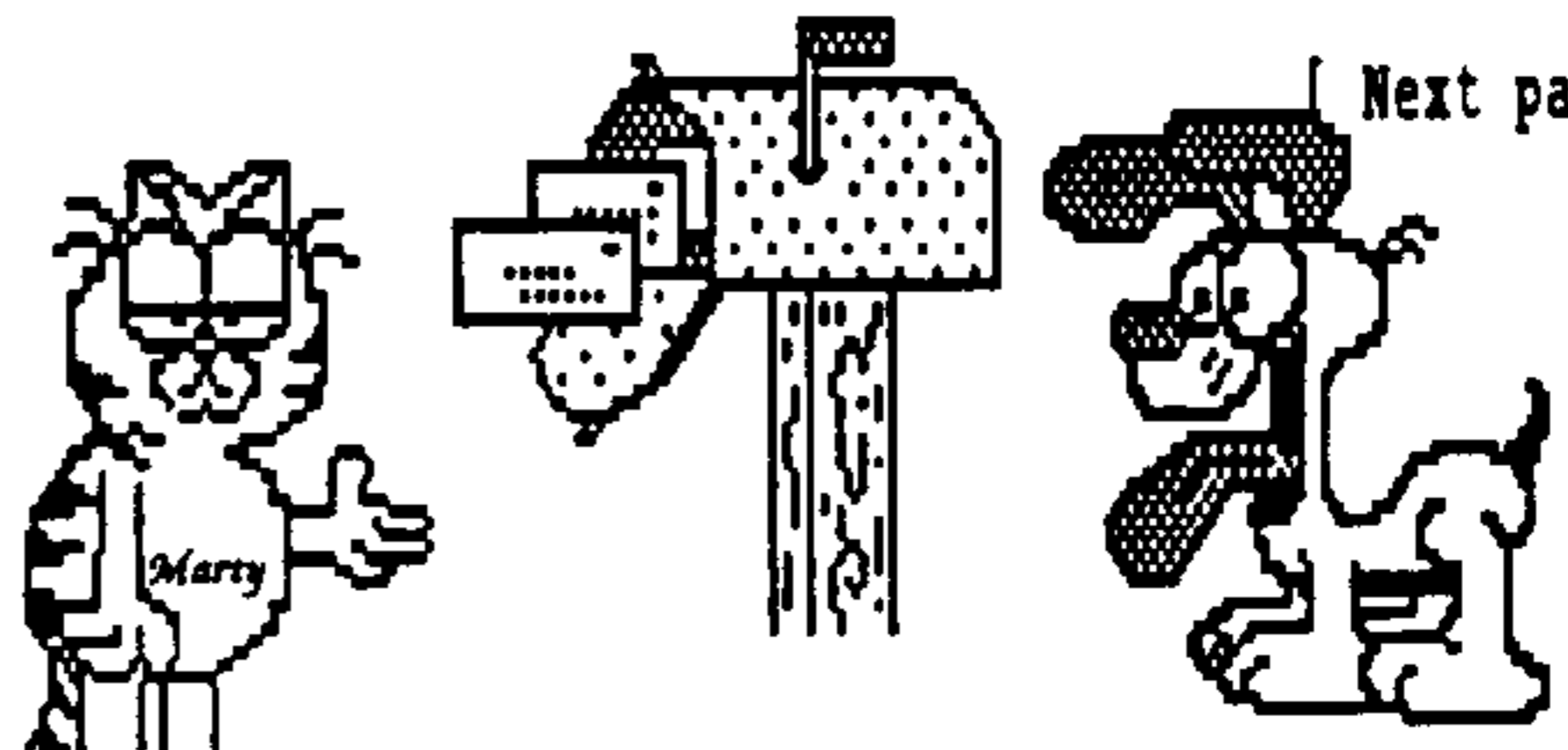
printer he always brags about. Well these four Typefaces can do quite a bit of printing. You might also notice the changes in Type size. Symbol, Dutch and Swiss are Scalable and Proportionally Spaced (PS). A Font refers to the similar characters (normally 255) that make a complete subset of one Typeface. Dutch Roman is a Font which includes only characters with the visual appearance called Roman. Style covers Bold, Medium, Italic, Upright, etc. All the characters of one Style can be classified as a Font. Therefore the characters that make up Dutch Roman Italic would be called a Font, even though Italic is a Style.

Courier is a Typeface which is an Internal Bit Map, so I can only change it to a pre-set specification, but I can do everything to Courier that I can do to Pica in Epson mode.

For example:

Courier Dbl-Wide Dbl-High

Also Bold Italic Condensed etc.



[Next page.]



By Martin A. Smoley © March 9, 1994

6149 Bryson Drive, Mentor, Ohio 44060-2324

The Canon LBP-8mrkIII Marty's Printer

The Scalable Typefaces are more to my liking. Dutch is a Serif Typeface, which means it has those little stems or ends stuck on each character. Swiss is Sans Serif, which has no little stems or ends.

Dutch Roman Upright ABCDEF

Dutch Roman Italic ABCDEF

Dutch Bold Upright ABCDEF

Dutch Bold Italic ABCDEF

Dutch Bold Upright Outline

Dutch Bold Outline Filled

Dutch Bold Outline F Shadow

Dutch Bold Italic ABCDEF

Swiss Upright ABCDEFghijk

Swiss Italic ABCDEFghijk

Swiss Bold Upright ABCDEF

Swiss Bold Italic ABCDEF

Swiss Bold Upright Outline

Swiss Bold Outline Filled


Swiss Bold Outline F Shadow

Swiss Bold Italic ABCDEF

Look what a little Style can do to create a heading or subheading, in combination with your normal text font.

Marty.

I select a Font like Dutch Roman with the command (<ESC>PzDutch-Roman.96P USA (<ESC>\ (<ESC>[200 C). The end piece (<ESC>[200 C), sets the point size. My book says I can go from 0 to 65535 points, but 4 is too small to read and 5100 point is as large as I can create. I should note that the printer assumes a decimal point one place from the right, so 4 point is 40, 5100 means 510.0 and (<ESC>[200 C sets the printer to 20 point. If you think that is confusing, try this. (<ESC>[21;001;3;001;7;4;2%} is the command that sets (does not turn on, just sets), what I call the styles you see in the lower left corner of this page. And that's after you select Dutch Roman and the size. (<ESC>[nn1;nn2;nn3;nn4;5;nn6;7%} will help me explain the complexity of this command (I hope). nn1 is a number I can enter that will change the Fill Pattern. There are 101 different patterns. nn2, changes the Fill Pattern Attribute. When the printer looks at nn2 it considers it three separate columns, the number 100 would enter a one in the far left column, 010 would enter a one in the middle column, and 001 would enter a one in the right column. The zeros must be there to establish the column and must be used if no change is made (you cannot leave a column blank). These columns allow you to change Fill Pattern Attributes such as Reverse Image, Mirror Image and Pattern Rotation (0, 90, 180, 270 degrees). nn3, allows you to choose the Shadow Pattern. There are 101 different shadow patterns. nn4 sets the Shadow Pattern Attribute, and works the same as nn2. "5" sets the Shadow Direction, it uses numbers 0-7, and will rotate the shadow around the character 36 degrees. nn6 sets the length of the shadow from 0 to 2, as a percentage of the character size. "7" sets the thickness of the character outline. The outline can be varied from 1 to 7 dots in width. If you change one of these items, you must reset them all or the built in defaults will be used by the printer. Also, as I said earlier, this sets but does not turn that stuff on or off. If you want to turn Outline on, you must send (<ESC>[?7m. Outline off is (<ESC>[?27m. Shadow on and off are (<ESC>[?6m and (<ESC>[?26m. Character Fill on and off are (<ESC>[?5m and (<ESC>[?25m. If you think this is confusing, you're right. I have been studying this for years and there are still things in my printer manual that make no sense to me at all. But, I am running the printer and printing everything you have seen in my Newsletter articles with my TI99/4A and FunnelWeb or Newsletter Printer.



Summer's almost here, TI'ers.

A Woman's Point of View

Hello again.


This has been a bad month for computer dabbling. First of all, the time on the computer was limited due to computer breakdown. Secondly there was just so little time and lots going on in our family. However, I do have a few things to relate. I really did miss not going to the computer meeting this month and I do apologize that I was not there to give out all of the info about Lima at the TI Chips meeting. If anyone needs information about Lima please call me at 631-2354 and I will gladly share the things I have. We are late risers and late night people so you can usually reach me from noon to three A.M. I never realized until this month that I really do enjoy the meetings. I do not understand everything that is being discussed but I have found out that some of the terminology does sink in after awhile. Sort of like school in the old days. Repetition does sink in sooner or later. I also missed the people. The meetings are sort of like a mini family reunion every month, where you get to see old friends and chat a bit and get caught up on whats happening with everyone. I can only speak for myself but I do miss the members who do not come. The demos also are interesting to watch and they do let you see things a lot clearer. If it doesn't take at the first showing the members are there to explain and help until you do see clearly. The great part is you don't feel like a dummy asking questions. The TIers are really there to encourage you and enable you to grow and learn. I really encourage family members to become a part of the meetings. I came at

first because Harrison was really caught up in the computer so I wanted to be able to share that with him. I wanted to really understand and appreciate what he was doing. I am really glad that I did because it is important to him and therefore important to me. I also have had great fun with the games and with trying to learn how to do a few things on the computer. I won't lie to you... it can be frustrating at times but then isn't everything you want in life like that at one time or another.

Again, I would like to encourage you to take your spouse or friends to the Lima Faire it is really a nice time. I still look around and don't know a lot about computers but the people are all grand, friendly and eager to share their knowledge. The day goes fast. After clean up there is a pizza party which is a time to eat, recap the day, and enjoy the company. Harrison and I usually make a long weekend out of it so that we get to do other things. However, a lot of the computer community just drive down for the day. Some form carpools. It is a nice ride about 3 to 4 hrs. depending on the stops you make. This year I am going to help copy disks for awhile as that is a pretty easy task to do. There is always a need for other helping hands at the booth so that our TIers can attend the seminars to learn a little more about the computer world. It isn't fair that the same people do all the work all the time while others do nothing. Even if you don't know anything about computers you can help and have fun too. Your presence will be most welcome. Hope to see you in Lima.

Nina

Cleveland Area User Groups
 & Harry Hoffman
 3825 Trowbridge Ave.
 Cleveland, OH 44108-1348



**Check your Expiration Date
 This may be your LAST issue!**

FIRST CLASS

FIRST CLASS

FIRST CLASS

FIRST CLASS

44136-3942 35



**Due to the rising cost of the Newsletter:
 Newsletter only cost is \$12.00
 Full membership price - \$15.00 w/library priveleges.
 Join either club. See front cover for membership chairs.**

Page	Table of Contents
01	Officers and Editorial
02	TI-Chips Minutes by Harry via blank tape!
03	North Coast Minutes, By Deanna Sheridan
04	"TI-SS on my IBM", By Deanna Sheridan
05	Library Update, via Marty's Printer & Bruce Rodenkirch's work!
06	'I need help on XB Compiler', Martin Smoley
07	'The Canon LBP-8mkIII', MARTY'S Printer
08	Written by - Martin Smoley
09	'Woman's Point of View', by Nina Hoffman