


CLEVELAND AREA

TI-99/4A

USER GROUPS

September, 1993
(No August Issue)



OFFICE	TI-CHIPS	MEETINGS
CO-PRESIDENT	Glean Bernasek 238-6335	10:00 AM
CO-PRESIDENT	Virgil Thomason 1264-7779	N. Royalton
TREASURER	Lin Shaw 235-3912	County Library
MEMBERSHIP	John Parke 331-2850	State Rd. 90. of
	4172 W. 217th St.	Route 82 1/4mi
	Fairview Pl., OH 44126	<u>EVERY THIRD SAT.</u>
SECRETARY	Tim Bodemiller 234-4297	
DISK LIBRARY	Matt Andel 676-9759	SEPT 18, 1993
TAPE & MODS	John Parke 331-2850	NOTE: ->OCT 16, 1993
HARD COPY	Harry Hoffman 651-2354	<u>10th ANN. Party</u>

OFFICE	NORTHCOAST	MEETINGS
CO-PRESIDENT	Ken Gladyszewski 1357-7274	1-4 P.M.
CO-PRESIDENT	Valt Ryder 921-6223	Euclidian Room
Treasurer	Frank Jenkins 283-8526	Euclid Sq. Mall
MEMBERSHIP	Martin Smoley 1-257-1661	E.260th off I-90
	6149 Bryson	(South)
	Mentor, OH 44060	<u>EVERY THIRD SAT.</u>
SECRETARY	Bernie Zuckerman 381-4088	
DISK LIBRARY	Martin Smoley 1-257-1661	Sept 18, 1993
TAPE & MODS	Frank Jenkins 283-8526	NOTE: ->OCT 23, 1993
HARD COPY	Dick Alden 1-352-9172	<u>4th Saturday</u>



From the Editor's Desk:



Hi There,

Starting right off with a review of this month's MICROpendium. For those of you who find the increase of \$10 for a MICROpendium subscription a hardship (limited income, retiree, etc.), let them know and they will hold the \$25 price for you! That is real dedication to TI'ers! The extra money for the subscription will help MICROpendium pay their bills and maybe get back to a 40 page magazine again. This is the last month for getting back issues at \$2.50ea. (\$2.00ea. for 10 or more ordered.

The August 1993 issue is jam packed with programs, good reviews, and tips from fellow TI'ers. Here is a quick summary:

1. Regena's "Playing the Trumpet", a tutorial program for aspiring trumpet novices;
2. Bruce Harrison's "Art of Assembly - Part 26";
3. "Using TML to Catalog Disks" (2 column), by Ollie Hebert;
4. "Getting More Out of Your Printer" Using control codes with TI-Writer to handle styles and formatting, by COL Christensen;
5. "Biorhythms" Let your computer do your chart, by John Simpkins;
6. "An Accurate Clock for the HFDC" a review by Dan H. Eicher, on the "Watchacalit";
7. Charles Good's Micro-Reviews on Asgard's "Mail Room" and Bruce Harrison's "Time Calc", a cassette timer and more;
8. "Modifying a Myarc RS232 card", a hardware project by Bruce Forbes;
9. User Notes: "TI-Writer to TI-Base", an article by Jerry Keisler.

"Software Control of Program Recorders", by Ed Hall. "More on Circle Segments for TML" by Jim Leshar. "Musical Subprograms are Real Bell-Ringer" by Earl Raguse. "Printing on both sides of the paper with TIW" by Frank W. Aylstock. "Batch file for 9640 shows text files" by Bob Sherburne. "Perfect Typist" by Stephen Shaw. "Converting TI and PC text files" by Jim Swedlow. That's a jam-packed magazine of tips and programs!

Coming up in October is a great opportunity for our club's to get together again. TI-Chips is meeting on the regular weekend for a Tenth Year Anniversary Party, celebrating ten years of TI club activities! North Coast is meeting on the 4th weekend with a Swap Meet for all TI'ers! Each club can participate two weeks running in TI activities, making this a real celebration of our favorite pastime! So, come on down to North Royalton for the party and bring goodies if you would like to! Then, the week after, go to the Euclid Square Mall for the swapping/selling of TI hardware/software!

I apologize for not warning out of town newsletter exchange groups of my little vacation from newslettering, but it was a toss-up until the last minute whether or not an August issue was forthcoming. After much deliberation, it was decided to give our regular writers a break. Thanks for understanding!

~~SECRET~~ **TI-CHIPS** ~~SECRET~~
Notes
by **Chris Bodenmiller**

The meeting was called to order at 10:30 A.M. Glenn and Virgil presiding.

Treasurers' report was given by Lin Shaw. We are doing fine.

John Parken was not present to give the membership and tape library report. John had an accident while working at his summer cottage. He was in serious condition but is doing okay now. I am sure that he would appreciate a card or two to while away the time. His address is on the first page of the newsletter. We are down to approximately 24 members. We are concerned about the membership roll so please renew and encourage other members to do the same.

Glenn said that the Modem has opened up a new world to him and that the friendships that he has made are very important to him. It is true that the people who have stopped coming for one reason or another are missed. So if you read this come on back.

Chris will not be with us for the winter months as he is away at college. Since he is our secretary we need someone to sub for him. Any volunteers are welcome. Please think about it seriously as this is an important asset to our club.

There is an update of the program U.F.O. Chris added a variable that enables the program to be run, bug free. It ran fine on Chris' system but it wouldn't work on Rone, even though their systems are identical. Weird! Ron will bring it to the next meeting.

It was brought to our attention that in November we will be 10 years old, and North Coast 99'ers will be in October. Pretty good for an orphan outfit. We would like to have a small celebration, with refreshments and camaraderie. Everyone is welcome. Please come to the meeting with ideas to make this event a special one, and spread the word to our absentee members or anyone you know who would be interested in joining our group. We're counting on everyone to pitch in and bring something nice to eat.

Matt Andel also was absent. He is also busy with

school and work.

Harry told of the new Funnelweb software that is now available. All known bugs have been removed from the new 40 column Editor! See our librarian if you are interested.

Les Key and Dan Williams have promised a short article to bring the membership up to date as to what they and their team are accomplishing with the Bowling Program.

Ron brought a new Printer Cable so that we could proceed with demos at the meetings. Our old one was accidentally kinked and cut.

Les gave a demo that showed us 2 different Screen Dump programs and tested them on the printer. Harry gave us a demo on DM/1000 v.6.1. He also gave a quick demo on Quad Lister. This program is also on the Disc of DM/1000 v.6.1.

Glenn shared that the biggest complaint brought up in the Lisa's leaders meeting was that reprinted articles are not traced back to the original authors. This is not only frustrating but also not fair to the author. Also sometimes part of the program is left out and adapted to other uses.

Les Kee shared that his demo was out of the Micropendium's last months issue. The interesting thing about the missing credits. The last article referred to a previous release but didn't go back to the original guy... didn't say why, just ignored it. It would have been the thing to do. Original author was John Hamilton and it was modified by Vern Johnson.

Meeting was closed with a reminder about the anniversary and Harry was asked to invite the North Coast T.I. group to our celebration, as they are not meeting on their regular week, giving us the opportunity to get together again! THEN, we can go to the SWAP-MEET at North Coast on the very next week! Lots of good bargains for updating your system.

Thanks to Les Kee for the coffee he makes for the meetings. It sure is nice to have.



Notes: Taking of the minutes & writing was done by Nina Hoffman. We need a Temporary Secretary until Tim gets back from College! Please volunteer!!



NORTHCOAST
BBS
By **Bernie Zuckerman**
Transcribed by **H. Hoffman**

The August 21st meeting was opened by co-president Ken Gladysewski.

Frank Jenkins gave the treasurer's report, showing a great balance.

Martin Smoley's membership report shows a paid membership of 60 or 61. A couple people dropped off.

Under 'Old Business' the question was brought up about the Columbus BBS, and what was happening there. A long discussion followed. Freenet was discussed and those that use it told of the many FREE connections that can be made to cities that are connected to Freenet. A lot of Government departments can be accessed through this Bulletin board. Deanna Sheridan said you can even leave 'E' mail (Electronic Mail) to pay for use BBS's, such as Comuserve or Genie, if you know the person's ID# and type it in correctly. Freenet has no way of checking ID's of other systems and tries to send your message after asking you if it is correct. I don't know what happens if the ID is wrong! Good discussion.

Marty asked about First Draft and the problems everyone seems to be having. Ron said he has received no good response from the people involved, including Chris Bobbitt.

First under 'New Business', was an invitation to North Coast to come to TI-Chips for a combined club "TENTH ANNIVERSARY PARTY", since Oct/Nov is our respective birth dates. Marty respectfully asked that Harry include a map of how to get there when he does the newsletter. Harry agreed.

Frank had asked Ken about the 'Swap Meet' and it was decided that October was a good time, since TI-Chips would be able to come and we had 2 newsletter months to advertise it. Marty always sends out many letters

inviting all TI'ers in his computer's memory, so we will have as much swapping/selling material as possible.

Norb Sitter brought up that the ERIE club and the 'New Age' (combination of several club's of different languages) is having a faire at the Mill Creek Mall, Sept 11/12. Too late for the newsletter, but something to think about for next year. Entrance is free. Ken said he went to the Warren ham/computer fest and is looking forward to the Cleveland fest.

The demo on the new FunnelWeb 40 column editor, version 5.0, was put on by Jim Harris, assisted by Bruce Rodenkirch. First, put the new ED & EE file on your FNLWB disk, replacing the old files. You use the Configure Editor to decide if the default set-up is what you want, then use the Install Editor to install the Con-Ed files on the FNLWB disk. Jim and Bruce did a fine job of explaining this latest update of FunnelWeb. They explained Help Files, Print File, Show Directory, All Characters (IBM mode on your printer), and other fine features of this great program.

A question was raised on how to permanently change the amount of Drive numbers available on John Birdwell's Disk Utilities. You can change it temporarily, but have to go through the Set-up function every time it is booted up. Anyone knowing the answer, PLEASE let everyone in on it!

Ken will show off his Printer Plotter next month. He picked it up very cheap, and will do some great stuff with it! Walt Ryder will be doing a demo on CPU addresses, mainly on addressing two RAM disks to operate in your PEBox.

After further discussion on how to change a RS232 card to a different address [no at the meeting knew how], the meeting was called closed by Ken.



There will be a couple of maps & directions on another page, on how to get to TI-Chips & North Coast club's.



BOWLING SECRETARY

Update by Les Kee

TICHIPS PROJECT

The project, begun earlier this year as a team effort, is to write an ExBasic program that could be used by the Secretary of nearly any TYPE bowling league. This came as a result of a request by one of the 'CHIPS members. Of course, any time-drain function, such as Sorting, could be done in assembly language programming if the program is slowed too much by such functions. Some TYPES would be singles or mixed with up to 12 teams, up to 5 players and for periods upto 36 weeks.

The program would be useful for retaining league game and player information and standings. Also, the program should reduce the labor of printing, on demand, most everything it 'knows'. Emphasis of the program is to be on the secretary's convenience! A unique feature of the project is, obviously, that the program is being written by several individuals (people).

With very good fortune and a lot of effort from TICHIP'ers the project has a good chance of reaching completion by the END of 1993. Anyone interested in working on the project, please, contact the reporter below. Also, if this effort is sucessful, other programs of interest could be done.

reporter, Les Kee

A Woman's Point of View

Hello again,

This month I have good news and bad news to tell. I will begin with the good news. I have discovered the pleasure of using the TI for fun and games. Harrison and my daughter Carol were playing Tournament Solitaire, by William Reiss, and they asked me if I wanted to try it. Well, let me tell you I did and I was hooked. I couldn't stop playing. Now I know why people can't leave the computer alone... ITS FUN ...FUN ...FUN. The first time I tried it I did okay. The second day I started when my hubby went to work and lost track of the time. When I looked at the clock I had played for three hours straight and I was almost late for work. The time just zoomed by. This is really great, not only for myself but for anyone homebound. I am amazed at the amount of time you can spend at the computer just enjoying yourself. I haven't

ventured into other games as of yet but when I do watch out world.

Now for the bad news. I am afraid that we will have to begin taking numbers like you do at the meat market in order to have time at the computer. In our home there are now three people to one computer and believe me that does not compute. Poor Harrison! We all want the computer and the bad part is that due to work schedules and school schedules we converge at about the same time every night. So far we have not killed each other but there are no guarantees. The other solution would be another computer. Harrison is working that out as we go to press. I think he liked it better when he was the sole user. However, he did encourage me to begin and I am hooked. I will keep you posted on my further journey into the TI world.

By Martin A. Smoley © July 11, 1993

6149 Bryson Drive, Mentor, Ohio 44060-2324

Once again I reserve all rights to this material as far as monetary compensation goes. Clubs or any member of the TI community may reproduce this material freely, as long as they do not make any personal, monetary profit from my work. Art Gibson and MICROpendium may also use this material freely.


First Draft / Final Copy

I purchased First Draft / Final Copy version 2.0 at the Lima Meet this year and I am sorry to say that I can not get it to work. When I try to print the EXPn files, that came with the disk, my TI locks up ☹. I contacted Art Gibson (the author) and he is checking on my problems. There are also a lot of references, in my docs, to programs that came with version 1.0 and not with version 2.0. Art will need to update his manual along with fixing the bugs. It is possible that I merely received a bad copy of the software. I must say that I have been very happy with Art's previous versions of this package. Art is extremely knowledgeable about TI's Assembly Language and I think his offerings in the Word Processing area will be a tremendous support for those who continue to use the TI in the future.

So why am I writing this article about First Draft Final Copy if my copy doesn't work? Well, version 1.0 does work. Although I haven't had time to go into it in depth, it seems to work just fine.

And Harry needs articles for the newsletter.

I am not crazy about Art's Editor (First Draft), but I am beginning to see great potential in his Formatter (Final Copy). I should explain that there is nothing wrong with First Draft, but I have become extremely comfortable with the FunnelWeb Editor (version 4.21) and have created a large number of pull-in files and configuration aids which I will find hard to change. Because Art's formatter (Final Copy) will accept files created by FunnelWeb I will continue to use Funnelweb for the immediate future and reconsider First Draft as I become more familiar with its use. I need to transfer a large number of commands to my printer in order to get this type of a printout. The shuttle graphic to the right is the way I had to add text to graphics with Newsletter Printer, Art's old program. With (Final Copy) and a



This is the Shuttle
The text was put in
with TI-Artist

(1)

printer that can reverse feed back up the page, you can print your own text right around a graphic. The ability to feed back up the page is available on Star printers from the MX-10 up and Epson FX type printers that are fairly new. There are probably a lot more printers that will feed up, I am just not familiar with them. Another new (essential) addition to Final Copy is a page length of up to 255 lines. This page will take over two hundred lines of text to create the effect I want. All the text and graphics are put on the page at the same time, with the paper going through the printer only once, no cut and paste. The NorthCoast logo, with my address, takes thirty lines to produce. I also have more control over the printer if I print one column down the left side of the page, jump back to the top right column and print down that side of the page. That means I need 132 lines just to print the text part of this page not including the graphics and fancy stuff. With my Canon printer I have FX-85 emulation so all graphics are done in Epson mode while the neat characters are done in Canon ISO mode. Switching back and forth takes even more lines of commands. After many years of trial and error I have created and saved most of these commands in individual files. This lets me load them, as needed, into a document, but they still take up large amounts of space in that document. These files are so important that I have not even upgraded from FunnelWeb version 4.21, because I don't want any new problems.

"If it ain't broke don't fix it."

{?32h {PzDutch-Bold.96P_USA \ {150 C {?6;7m {3m { B {21;;3;;20%}, is the command needed to change the font for the quote "If it ain't broke don't fix it". In most cases the commands will fit on one line with the text to be printed on the next line, for a total of two lines. Two fonts on the same line, as in the heading First Draft / Final Copy, requires four lines, etc. You also need a line of commands to get back to this normal, condensed looking, type you are reading now. To keep it from getting too confusing I leave each item on a separate line and feed back up the page until the pieces of text align on one line. Spacing is added to keep the pieces of text from printing on top of each other. This is all possible because Final Copy lets the escape codes go right through as text. If you are accustomed to inserting ESCAPE with <Ctrl U> <Fctn R> <Ctrl U>, as I am, this means you don't need to learn a new style of typing.

So what have you learned from this page. "Not much." You learned that I like Art Gibson's software, that I can sprinkle graphics and text all over a page and make it look fairly nice, even though the informational content is quite low. And you probably realize that a person with a laser printer can produce nicer copy than someone with a dot matrix printer. I will try to start closer to the beginning and give you some real help with Final Copy and how to use it.

By Martin A. Smoley © July 11, 1993

6149 Bryson Drive, Mentor, Ohio 44060-2324

Once again I reserve all rights to this material as far as monetary compensation goes. Clubs or any member of the TI community may reproduce this material freely, as long as they do not make any personal, monetary profit from my work. Art Gibson and MICROpendium may also use this material freely.

Version 1.0

Final Copy

```

Gemini 10x      filename = NPCFG

.PD PIO.CR.LF      printer definition
.RS ^             required space symbol
.PS %            page number symbol
.PI ~           prompt input symbol
.  o (character 0 cannot be used)
.BD 1,27,69      ^A bold print symbol
.NB 2,27,70      ^B cancel bold symbol
.UN 3,27,45,1    ^C underline symbol
.NU 4,27,45,0    ^D cancel underline
.IP 5,27,52      ^E italic print symbol
.NI 6,27,53      ^F cancel italic
.HP 7,27,83,0    ^G high print symbol
.NH 8,27,84      ^H cancel high print
.LP 9,27,83,1    ^I low print symbol
.NL 10,27,84     ^J cancel low print
.lz 11,27,69,27,45,1,27,52 combination
      bold, underline, italic.
.nl 12,27,70,27,45,0,27,53 cancel combo
.A1 13,27,55,2   ^Q select German chars.
.A2 14,27,55,0   ^R select USA chars.
.DP 15,27,87,1   ^O double wide print chr
.ND 16,27,87,0   ^P cancel double wide
.BS 17,8         ^U back space symbol
.PP 18,27,66,1   pica print
.PC 27,15        condensed print
.PG 27,75,224,1  graphics print
.L6 27,65,12     1/6" line spacing

```

Note: This page was printed through the FunnelWeb Formatter. I needed my transliterate package to print the control codes you see above in Art's Final Copy Configuration file. This is Art's actual file, the only thing I did was add the center keypress column. You should dig out your printer manual and compare these commands and descriptions with those in your manual. It's very important that you understand how they work and what your printer is supposed to do when it receives one of these commands.

(2)

"Let's get simple."

"Ha! my wife says that I have been simple for as far back as she can remember."

By simple I mean, what is the least we need to do for the most amount of word processing output. For starters, don't worry about Art's editor for now. Use Funnelweb. You can start using First Draft later, after you get some idea what Final Copy (FC) is like. Remember, I am still using version 1.0. So the first thing you must do is copy the programs NL, NM, NN and NPCFG from the FIRSTDRAFT disk to the same disk you use for FunnelWeb. In my case it's Disk 5 of my Horizon Ramdisk. Next you need to enter NL on any line of your loader program, such as MENU or Boot etc. When this is done try running Final Copy to see if it works. If FC runs, you are ready to start word processing. (FCTN =) will quit FC after the first screen. You can also use the LOAD program on the FIRSTDRAFT disk, but if you can't combine several programs on one loader, you'll lose a lot of time switching back and forth. If you don't have any loader problems, you're ready to start. Switch to the FunnelWeb Editor and start on an empty or new page. On line 1 type .PL 66 and press enter. This sets your page length to 66 lines. On line 2 type .Pl 5,75 and press enter. This sets your print to Pica 1 column, with a left margin of 5 and 75 characters on each line. That's all you need to do before you can start typing a letter. There is probably more you will want to do, but that is enough to send a letter through Art's Formatter, except for your text of course. Because I want to do a little more, let's get into Art's NPCFG file. Art's configuration file (as seen to the left) will work for most printers. I find that it works on my Star NX-1000II, my Epson printers and of course the Gemini 10x. The only noticeable change would be the description for ^A. Art calls it "bold print", but sending (27,69) is actually the command for Emphasized print. So when you send the command for Bold you will get Emphasized instead (no big deal). ^A, ^B, ^C, ^D, etc. refer to the keys you press to get the small odd symbol that is used as a transliterate to tell the printer what to do. If you are in FunnelWeb (as we are), you hold down the Ctrl key and press the U key. This will give you a short cursor. Then (with your Alpha Lock OFF) you hold down the Shift key and press A or B or C etc., depending on which code you want to send. This will produce (on your screen) a small 1, 2, 3, or 4 etc. "Your Transliterate Code." Once more you hold down the Ctrl key and press the U key. This brings back the normal cursor. When FC finds this character in your text it will send the corresponding control code, such as (27,69) and your printer will start printing in Emphasized. It is as simple as that.



Next page BooBoo.

.PL 66
.P1 5,75
.CJ 3

⌘ Martin A. Smoley
6149 Bryson Drive
Mentor, Ohio 44060-2324

Dear NorthCoast Member,

This is what you would enter on your FunnelWeb editor screen and print through the Final Copy formatter for the printout below.

.P2 5,33,47

I have added double column and condensed double column to give you some idea about newsletter pages.

.P1 5,75

.C2 15,55,75

I have also added **double wide** and *italic* print with the code revealed above and the actual print below.

.P1 5,75

Remember this is a representation of text to allow you to see how the commands work. It doesn't look great or have a lot of fancy additions.

=====

Martin A. Smoley
6149 Bryson Drive
Mentor, Ohio 44060-2324

Dear NorthCoast Member,

As I said we start the page with .PL 66 and .P1 5,75. I added Center Justify 3 lines (.CJ 3) and double wide print (' and %) for my name, along with italic print (* and %) for NorthCoast Member. I am happy to see that if you use auto fill and justify, Final Copy will correct for double wide print automatically.

.P2 5,33,47 is Pica 2 column with a 5 space margin on the left, 33 characters on each line and the second 33 character column starting at 47 characters from the left. I found this

column stuff confusing at first, but I just played with the numbers until I figured it out. I am afraid that you will have to do the same.

X Y Z
.C2 15,55,75

Art explains it as X, Y and Z. X equals your left margin, Y equals your line length in characters and Z equals the starting point of your right hand column which will be Y characters in length. Therefore, (Z-(X+Y)) is the gutter between the left and right

columns and you will get a bad margin error if Z is not greater than X+Y. At the same time you must be careful that Y+Z does not exceed 80 in Pica print or 132 in Condensed.

|<- this is 15 characters from the left
| If you add 55 characters to that you get 70 ->|
| The right hand column starts at 75 ->|

"Have you got that?"

|
| And if you add 55 to 75 you get 130 ->|

I will try to write more for the newsletter in the future. I imagine that some people would like a little help with Final Copy and the use of Graphics. I will probably go over some of this stuff again along the way. "This page was printed with Final Copy." Until next time.

Good Luck.
Marty.

TI-Chips 10th Anniversary

Party and Meeting-Oct 16

• 10:00 A.M.

Inviting: The North Coast 99'ers and any TI'er
who wishes to come to celebrate!

Actually, North Coast 99'ers started ten years ago in October! TI-Chips was started in November, 1983. The celebration in October works out just great! The clubs meet on different weeks this month and two fun filled weeks in a row we can enjoy each others time together to swap stories and hardware. Our mutual love of the same old TI-99/4A is what binds us all together as a group and as individual friends!

NORTH COAST 99'ERS "ANNUAL SWAP MEET" Oct 23rd

at 1:00 P.M. at the Euclidian Room at the

Euclid Square Mall. Bring your swap/sell items.

Tables are free. This is just a good time to get

together to swap stories and equipment!

This Annual Swap Meet is a great time to relax and meet new friends and old in an atmosphere of comfort with people of similar attitudes toward this great machine of ours. Hopefully you will also find some particular piece of equipment you have been looking for at a reasonable price, and maybe the seller will enjoy making some ones day. See you at the meeting!



A free service of members of the
TI-99/4A Community.

APPLE IIc SYSTEM
{ COMPLETE }

Includes the following:

IIc Personal Computer with full size keyboard,
built in Disk drive, 40/80 column display switch;
Monitor w/stand; IIc Mouse; external Disk drive;
Imagewriter Printer - Model A9N0303; Accessory Kit
(Imagewriter).

All are in original boxes and all tutorial books
and disks come with the system.

There are many manuals and much software, such as
Apple Works II: Word processor, Data Base, Spreadsheet,
and Cut&Paste. Also Systems Utility (Disk Manager),
MousePaint Graphics, Printshop, Pascal, many games and
programs. Some compatible w/Apple IIe.

Asking \$200.00, or best offer.

Carol Hoffman
Phone: 631-2354

North Coast member; Robert Criswell
62 Townsend Drive
Florham Park, NJ 07932

Has these items for sale:

TI computer w/power supply & video modulator;
2 keyboard replacements (one grey, one black);
power supply(Archer); TI disk controller card; 2
SSSD disk drives; Cartridges...X-Basic, Multiplan,
TI-Writer, Invaders, Munch Man, and Number Magic.

Anyone in the east who would like to purchase
them should write to the above address.



An appeal for donations of Hardware/Software

North Coast member Richard Johnson has contacted me about finding someone who may have computers or other TI equipment that they would like to donate to a Day Care Center. I haven't all the details as yet, but will know by the meeting date.


This sounds like a worthwhile thing to do for somebody with extra computers or hardware on hand and would rather give it away than sell. It also is a possible right-off on your taxes!

Rich will be called this week-end so all the details will be available for the meeting. If anyone knows of some stuff laying around, let Mr. Johnson in on it.

You may contact him by calling 383-9274.



Cleveland Area User Groups
 2 Harry Hoffman
 3925 Trowbridge Ave.
 Cleveland, OH 44108-1348



Check your Expiration Date
This may be your LAST issue!

FIRST CLASS

FIRST CLASS

FIRST CLASS

FIRST CLASS

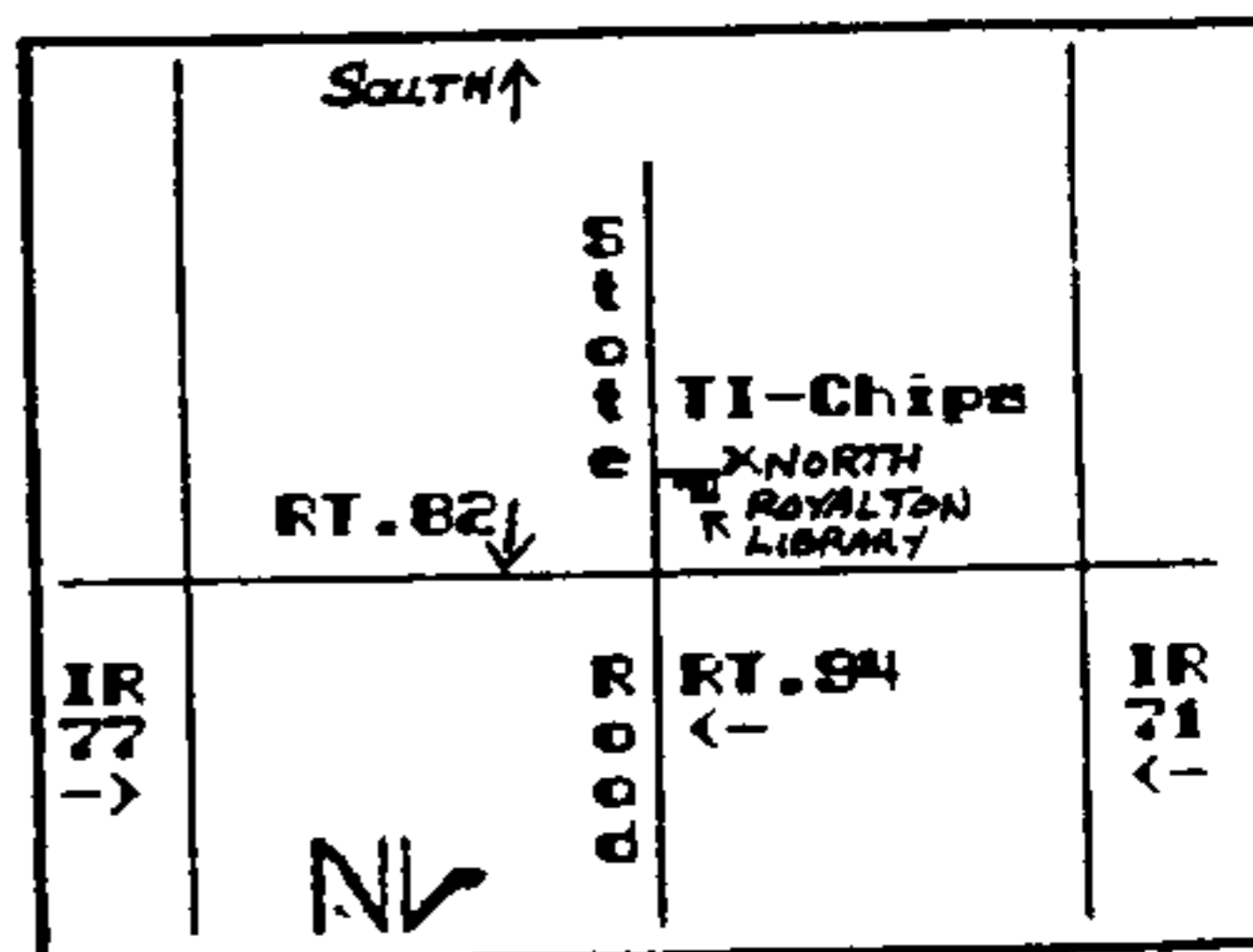
Due to the rising cost of the Newsletter:

Newsletter only cost is \$12.00

Full membership price - \$15.00 w/library priveleges.

Join either club. See front cover for membership chairs.

To get to TI-Chips from the East (Mentor, etc.) take I-90 west to I-271 south to I-480 west to I-77 south. Exit at RT. 82 west to State Rd. (RT.94). Turn left and the North Royalton Library is on the right (West side of the road) about a 1/4 mile down the road. This seems very involved, but is pretty straight forward. See you at the party!



To get to Euclid Square Mall, the North Coast meeting place, from the West/South (Medina, Wooster, etc.), take I-71 north to I-90 east. Look for the Babbitt Rd. exit, the ramp leads you to the South Marginal Rd. Get to the right lane and turn right when you reach Babbitt. Get to the left lane, the next light will be the entrance to the Mall. Enter, and bear left going around to the back of the mall. Just past the receiving dock area of Kauffman's (the old MAY CO.), there is an entrance to the Mall. Just inside & to the right is the Euclidian Room where North Coast meets & has their Annual Swap Meet! If you do not find it immediately, ask a security guard. They are readily available! See you there!

