




CLEVELAND AREA TI-99/4A USER GROUPS




APRIL 1993



OFFICE	TI-CHIPS	MEETINGS
CO-PRESIDENT	Glenn Bernasek 238-6335	10:00 AM
CO-PRESIDENT	Virgil Thomason 1264-7779	N. Royalton
TREASURER	Lin Shaw 235-3912	County Library
MEMBERSHIP	John Parken 331-2830	State Rd. 50. of
	4172 W. 217th St.	Route 82 1/4mi
	Fairview Pk., OH 44126	<u>EVERY THIRD SAT.</u>
SECRETARY	Tim Bodenmiller 234-4297	
DISK LIBRARY	Matt Andel 676-9759	April 17, 1993
TAPE & MDDS	John Parken 331-2830	NOTE> <u>May 8, 1993</u>
HARD COPY	Harry Hoffman 631-2354	<u>3 to 5PM</u>

OFFICE	NORTHCOAST	MEETINGS
CO-PRESIDENT	Ken Gladyszewski 1357-7274	12-5 P.M.
CO-PRESIDENT	Walt Ryder 921-8223	Euclidian Room
Treasurer	Frank Jenkins 283-8526	Euclid Sq. Mall
MEMBERSHIP	Martin Smoley 1-257-1661	E.260th off I-90
	6149 Bryson	(South)
	Mentor, OH 44060	<u>EVERY THIRD SAT.</u>
SECRETARY	Bernie Zuckerman 381-4088	
DISK LIBRARY	Martin Smoley 1-257-1661	April 17, 1993
TAPE & MDDS	Frank Jenkins 283-8526	NOTE> <u>May 22, '93</u>
HARD COPY	Dick Alden 1-352-9172	Regular Time



From the Editor's Desk:

NOTE: Meeting changes in MAY.
because of the LINA Conference,
May 14, 15, 1993.
TI-CHIPS - MAY 8th, 3:00 - 5:00 P.M.

NORTH COAST - MAY 22nd, 12:00 - 5:00 P.M.



Hi Tiers,

I don't believe that I'll be at the April meeting, as there is this little operation to go through the day before!

There was a lot to talk about and I sure wanted to be there in a good way! I have recieved a couple of letters. One from Jim Peterson, with his catalog of PD/Fairware disks and some of his 'Tips from the Tiger Cub'. I edited his catalog for 2column printing with First Draft and printed it out, a copy for each club. I was hoping to get someone from each club to take charge and make sure everyone had a chance to peruse these catalogs and order from Jim some of these fine disks. These disks are unique in that every one is full, and each one has as many programs of a single theme that it will hold. There are over 600 disks in this catalog! He charges \$1.50 per disk +\$.50 mailing, with an 8 disk order there is no mailing

fee. You cannot beat this price, for the quality!

Another letter recieved came from CADD Electronics. It is about the PC99 Stage 1 TI-99/4A emulator, which runs on the IBM computer. Copies of these letters will get to the meetings!

I want to thank Marty Smoley, John Parken, Bernie Zuckerman, and Ken Gladyszewski for making it so easy to put out this newsletter and actually having an article left over for next month. A first for me! There is a lot of talent out there and I hope this dedication of these and other fine people, not mentioned here, will inspire you to write an article!

I'm working on printing out the catalog of disks available at the Lima Conference. Hopefully, it will be finished in time for the April meetings!! Space is there to put in your choice of disks.

Have a Joyous Easter and Blessed Passover.

Harry



NORTHCOAST

Users

By Bernie Zuckerman



MARCH 20, 1993 MEETING MINUTES

The March meeting of the Northcoast TI Users Group was called to order at 1:30 P.M. by co-president Walt Ryder in the Euclidian Room of the Euclid Square Mall. There were 16 members present. Treasurer Frank Jenkins gave the financial report for the month. Accounting for income of \$90.39 and expenses of 109.50. The report was accepted as presented without any objections or changes. Walt reminded the members that they are all eligible to serve on committees such as the newsletter, library, or any other projects.

Harry Hoffman brought a request from Glenn Bernasek, co-president of TI-CHIPS, requesting assistance in preparing a disk of original programs to be presented at the LIMA conference in May. In order to meet the deadline of April 1, it was suggested that Glenn be called by any individual that has any material to go into the disk and make arrangements directly. Glenn is also making arrangements for the tables and booths at LIMA and he was requested to reserve three tables for Northcoast in addition to those requested by Chips. It was suggested that the Chips and Northcoast booths be adjacent.

Harry noted that he had made a typographical error in the "Mergeable" Lowercase Routine presented in the March issue of the Newsletter. He suggests being sure that all caps be used when copying the program (See Step 2 "Data" should be "DATA").

The demonstration for the April meeting (April 17th) will be given by Chuck Poulin. He will demonstrate a musical instrument digital interface (MIDI). This will be a most musical and interesting meeting.

Marty Smoley announced that the Club's Horizon Randisk is now operating. The problem was that the Lithium battery was dying and then recharging. It would go dead when someone turned off the disk and the battery did not have a chance to recharge the next time it was used. A discussion followed regarding the use of Lithium batteries and their expected life. Ron Markus suggested that with all rechargeable batteries that they be completely discharged at least annually and then recharged. In this way they can be charged to its full voltage, and hold the charge.

Walt discussed the problems he was having with his CorComp randisk unit. It has power on it at all times but still he gets glitches and loses memory. It was suggested

that dips in the A.C. voltage causes this and that he should install batteries that can keep the voltage up during the short drops in A.C. The Horizon unit has rechargeable batteries that protect it from this problem. Marty suggested that the A.C. power supply in the CorComp unit be changed to a battery charging unit. A concern in California has taken over the repair of CorComp units and can be called for assistance:

1(714)539-4834
99 Computer Repair
2101 W. Crescent Ave., Unit B
Anaheim, CA 92801

An alternative idea was suggested to install a large capacitor that would hold a charge until there is a dip in voltage and when it discharges it keeps the voltage up and saves the memory.

A suggestion was made to have an index of articles appearing in the newsletter. A call went out for a volunteer to compile an index of articles, name, author, and date onto a disk file that can be made available to the members.

For the future, as the newsletters are typed, Harry can enter the information on a disk and accumulate an index.

The business portion of the meeting was adjourned and turned over to Ken Gladyszewski and Bernie Zuckerman for the demonstrations.

Ken first explained how he uses a Radio Shack circuit board for all his projects, and showed the circuit for his voice recognition project. Bernie then demonstrated a burglar alarm using a bare TI console - no monitor, no PEBox, a speech synthesizer, and an electronic circuit Ken designed to provide an output for energizing an automatic telephone dialer. The basic program was written by R.E. Lumsden of Winnipeg, Canada (6R UTILS in the library). Using a mock-up of a front door and window of a house, a break-in was demonstrated resulting in a siren going off and the automatic dialer phoning for help. Following the demo of the burglar alarm, Ken explained the electronics that he developed to provide the intelligence for the burglar alarm. He explained that the output of the joystick port provided 150 microsecond pulses that is wired through the perimeter and keyswitch circuit of the house and, when broken activates optocoupler type transistors in a multivibrator circuit which energizes a coil to close contacts.

**NOTE: MAY 22nd meeting! The 4th week in May! 12-5 PM.
TI-CHIPS - Come visit us at the Euclid Mall.**



TI-CHIPS
Notes
By Chris Bodenmiller



The March 20th meeting was called to order at 10:18 with 15 people attending. The Treasurer's Report was accepted as read by Lin Shaw

John said that this is a big month for expiring memberships. 16 people's memberships need to be renewed. If you are one of them, please contact John and send in your dues.

We continued last month's discussion on a Micropendium ad. The idea of running a quarterly ad was brought up. Hopefully, we will have an ad ready for a vote at the next meeting.

We are also moving our May meeting because of the Lima Conference, it will be held on May 8th from 3-5 pm. The Northcoast members are welcome, and I will be doing a demo.

Ron has "Y" cables for your RS232 port if you don't want to make your own. They are only \$5.95.

Also, Matt has received the new disks for our disk library. There are some interesting ones in this batch, including the joystick version of Tetris, and a BASIC compiler from Germany. Hopefully someone will be able to get this translated for us. Dan Williams kicked off the

bowling demo, and then Les showed us his main menu for it. Les also showed us how to use the Input statement to wait for someone to press the "Enter" key instead of a Call key routine. Input is definitely easier to use and understand than Call Key. His menu also uses Accept At, so you must validate your choice by pressing "Enter". This helps prevent you from accidentally pressing a wrong key.


Les then went into a discussion on variables. There are two kinds, String and Numeric. String variables end in a "\$" and look like "Fred Jones" or "Apartment 101". Numeric variables simply represent numbers. These can be added, subtracted, ect. and don't end in a "\$".

Dan and Harry also wrote part of the bowling program to load and display the file to be printed. The program uses less memory by only keeping track of the information it needs, instead of having all the information in memory.

The meeting was adjourned after the raffle. Be sure to attend our next meeting. See you again soon!

Respectfully submitted,

Timothy C. Bodenmiller



HAPPY EASTER EGG

HUNTING!!!



Don't forget the changed meeting dates in MAY!!!

Also, remember our resident dealer RON MARKUS!

He needs your help as much as you need his bargains!

Y CABLE TO SPLIT THE RS232 CARD TO PORT 1 OPEN FOR USE AND A CONNECTOR FOR PLUGGING INTO A HAYES COMPATABLE MODEM AS PORT 2

D-25 MALE	D-25 FEMALE PORT 1	D-25 MALE PORT 2 (MODEM)	
1-----1	1-----1	1 (1)	#IN () ARE PINS ON CARD CONNECTOR
2-----2	2-----2		
3-----3	3-----3		
5-----5	5-----5		MAKE THIS END LONG ENOUGH TO REACH THE MODEM
6-----6	6-----6	20 (6)	
7-----7	7-----7	7 (7)	
8-----8	8-----8		
14-----14	14-----14	3 (14)	PARTS REQUIRED
16-----16	16-----16	2 (16)	2 MALE D-25 CONN
19-----19	19-----19	6 (19)	1 FEMALE D-25
20-----20	20-----20		2 LENGTHS 8 COND CABLE
CONNECTOR TO RS232 CARD	CONNECTOR TO PLUG RS232/1	CONNECTOR TO MODEM RS232/2	

WHEN MAKING THIS CABLE THERE MUST BE 2 WIRES IN PINS 1,6,7 ON THE D-25 CONNECTOR TO THE RS232 CARD

AND FOR PEOPLE WHO JUST NEED A MODEM CABLE TRY THIS

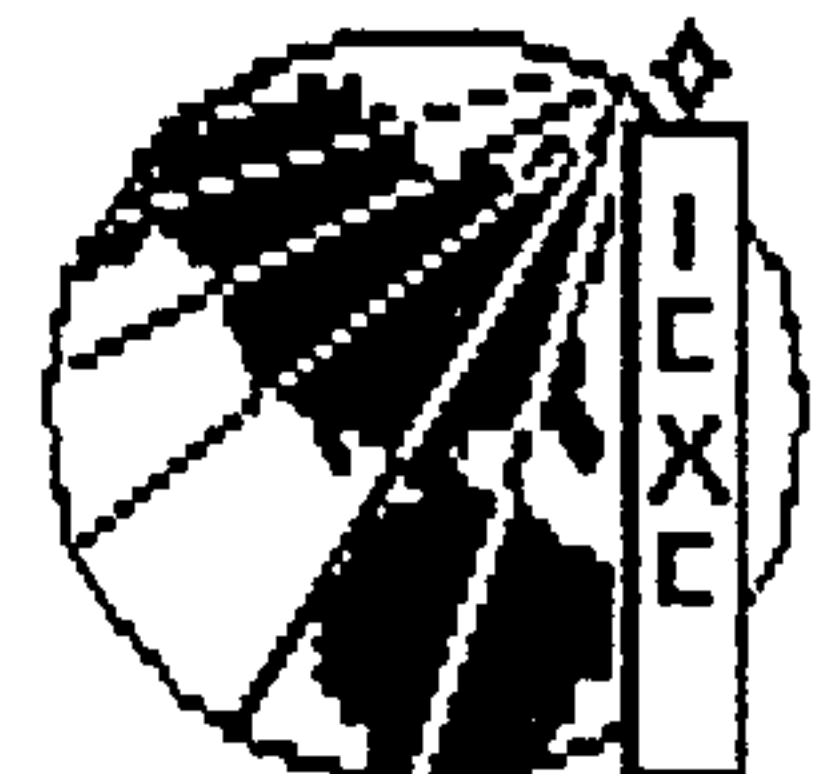
D-25 MALE	D-25 MALE (THIS IS PORT 1)	
1-----1	1-----1	
2-----2	2-----2	
3-----3	3-----3	
6-----6	6-----6	20
7-----7	7-----7	
20-----20	20-----20	6
		PARTS REQUIRED
		2 MALE D-25 CONN
		1 LENGTH 6 COND CABLE

BECAUSE THIS CABLE IS MALE MALE AND A MIRROR IMAGE EITHER END CAN BE PLUGGED INTO THE MODEM OR COMPUTER THIS CABLE CAME OUT OF THE RS232 INTERFACE MANUAL

NOTE ON GRAPHIC EDITOR 3.0:
IF YOU CAN NOT PRINT OUT THE CATALOG OF THE GRAPHICS WITHOUT A SPACE BETWEEN LINES. TRY SETTING YOUR DEFAULTS DOTS PER LINE TO 480 INSTEAD OF 640. INTERESTING WHAT YOU LEARN WHEN YOU READ THE MANUAL. THIS PROGRAM IS NICE FOR A RAM DISK BECAUSE IT IS WRITTEN IN ASSEMBLY AND RUNS FAST.



He is risen,
Hallelujah!



Version 3.01 Tutorial 93.2.1 By *Martin A. Smoley*
 NorthCoast 99ers User Group - March 8, 1993
 Copyright 1993 By Martin A. Smoley

I am reserving the copyright on this material, but I will allow the copying of this material by anyone under the following conditions. (1) It must be copied in its entirety with no changes. (2) If it is retyped, credit must be given to myself and the NorthCoast 99ers, as above. (3) The last major condition is that there may not be any profit directly involved in the copying or transfer of this material. In other words, Clubs can use it in their newsletters and you can give a copy to your friend as long as its free.

REPETITIOUS WORK

```

*                02/28/93    LBLLET/C
CLOSE ALL
DO DSK7.SETOFF
SET LSPACE=500
CLEAR LOCAL
WRITE 8,4,"PIO.CR.LF          ** Star NX;
1000 II"
WRITE 10,4,"RS232.CR.LF.DA=8"
WRITE 12,4,"Turn the printers on now!"
WRITE 14,4,"NCNMDB91 Must be sorted o;
XP"
LOCAL LNGDATE C 20
DO DSK7.DT
SELECT 3
USE DSK7.STATES
SELECT 2
USE DSK7.RENCON
SELECT 1
USE DSK7.NCNMDB91
LOCAL TEMP1 C 79
LOCAL TEMP2 C 39
LOCAL TEMP3 C 40
LOCAL ANS N 3 0
LOCAL PMON D 8
WHILE .NOT. (EOF)
IF PMON <> XP
CLEAR
WRITE 2,4,"Enter Month / ZERO DAYS / ;
Year"
WRITE 4,4,"Enter Date as:  mm/00/yy"
WRITE 6,7,"Enter Date:  "
WRITE 8,6,"Old Date was:  ",PMON
WRITE 10,4,"To QUIT CF Type 00/00/00"
READSTRING 6,20,PMON
WRITE 10,4,"
FIND PMON
ENDIF
IF PMON = "00/00/00"
DO DSK7.RESET
RETURN
ENDIF

```

```

*                02/28/93    DT/C
SELECT 4
USE DSK7.MONTHS
LOCAL CDATE C 8
LOCAL DMO C 2
LOCAL DDA C 2
LOCAL DYE C 2
REPLACE CDATE WITH .DATE.
REPLACE DMO WITH CDATE
FIND DMO
REPLACE DDA WITH SUBSTR(CDATE,4,2)
IF DDA < "10"
REPLACE DDA WITH " " | SUBSTR(CDATE,5,1)
ENDIF
REPLACE DYE WITH SUBSTR(CDATE,7,2)
REPLACE LNGDATE WITH TRIM(SPMO) | " ";
| DDA | ", 19" | DYE
CLOSE
RETURN Copyright Martin A. Smoley 1993

```

Here is another CF that is so big that you will need to break it down or use FunnelWeb to work on it. It took me about a month to get it working the way I wanted and I got tired of roaming around in several CFs to make changes, so I pulled it all together and made another large CF. This large CF (LBLLET/C) still calls three other CFs for help and USEs four Databases (Dbs), so it's a mess. I would also note that you probably don't want this thing, but you may be able to steal pieces of it and use those pieces in a CF that you do want. "That's the whole idea."

I start LBLLET by CLOSEing ALL databases. "My standard safety measure." Next I DO SETOFF, which is a separate CF that SETs the HEADING, RECNUM and TALK OFF, and SETs the PAGE=000. SET PAGE=000 is needed for printing labels so TIB will not do a page eject at some odd time. The SETOFF CF and RESET CF may be included at the end of the tutorial, if I have some extra room. DT/C is shown at the top of this page on the right. Next I increase the LSPACE to 500 bytes and activate that command with CLEAR LOCAL. I went over a lot of this stuff in the February issue of the NorthCoast/Chips Newsletter. The next four lines are WRITE statements. Each time I run this CF these lines remind me (on screen) that the letter will be printed to my PIO port, the labels will be printed to the RS232 port and that NCNMDB91 should be sorted on the XP field. If you forget to turn one of the printers on, the CF will freeze at the point where it wants to print.

"Ah! now some fun stuff." I wanted the date on each letter. Not 03/08/93, but March 8, 1993, like it was a real letter. So I make the LOCAL LNGDATE for C)haracters with a length of 20. This LOCAL will hold the full, or LoNG DATE, that is whipped up by the CF named DT. DO DSK7.DT says run or DO DT and because LNGDATE was created as a LOCAL in LBLLET, the information I want will be sent back to LBLLET in LNGDATE. I will print LNGDATE later in the CF. Why did I do this here? Because the date calculation nicely replaces a 5 second WAIT I used to allow me to read the (PIO, RS232, sort NCRMDB91) screen. DT is a nice little CF that can be used anywhere. However, DT needs a separate Db to come up with the spelling of the months.

TI-Base - By - Insebot, Inc.

P.O.Box 291610, Ft.Orange, FL 32129

Version 3.01 Tutorial 93.2.2 By *Martin A. Smoley*
NorthCoast 99'ers User Group - March 8, 1993
Copyright 1993 By Martin A. Smoley

```
-----
REPLACE TEMP2 WITH TRIM(FN) ; " ";
      ; MI ; " " ; LN
WRITE 10,4,TEMP2
WRITE 14,4,"10s digit = labels * one"
WRITE 16,4,"01s digit = letters * one"
WRITE 18,2,"This is 1 Label =>11<= And ;
1 letter"
WRITE 20,2,"How many Labels =>00<= How ;
many letters"
READ 20,20,ANS
WRITE 10,4,"      => Printing Labels <="
* set printer and gather data + print ---
SET PRINTER=RS232.CR.LF.DA=8
REPLACE TEMP1 WITH "      " ;
; "      Exp. Date: " ; XP
IF MI = " "
REPLACE TEMP2 WITH TRIM(FN) ; " ";
      ; LN
ELSE
REPLACE TEMP2 WITH TRIM(FN) ; " ";
      ; MI ; " " ; LN
ENDIF
REPLACE TEMP3 WITH TRIM(CT) ; ", " ;
      ; ST ; " " ; ZP
WHILE ANS > 9
PRINT (Drft),(f),(G),TEMP1,(LF)
IF NL < 15
PRINT (Drft),(E),(G),(e),TEMP2
ELSE
PRINT (Drft),(E),(G),TEMP2
ENDIF
PRINT SA
PRINT TEMP3,(Drft),(LF)
* print second label of set -----
PRINT (Drft),(f),(G),TEMP1,(LF)
IF NL < 15
PRINT (Drft),(E),(G),(e),TEMP2
ELSE
PRINT (Drft),(E),(G),TEMP2
ENDIF
PRINT SA
PRINT TEMP3,(Drft),(LF)
* print third label of set -----
PRINT (Drft),(E),(G),(LF),"TO:"
PRINT (e)," Martin Smoley"
PRINT " 6149 Bryson Drive"
PRINT " Mentor, OH 44060"
PRINT (Drft),(LF)
* print last label of set -----
PRINT (Drft),(E),(G),(LF),"From:"
PRINT (e)," Martin Smoley"
PRINT " 6149 Bryson Drive"
PRINT " Mentor, OH 44060"
PRINT (Drft),(LF)
```

I CREATED MONTHS earlier. The Db has two fields. The first field is FMO, which is a C)haracter field with a length of 2. This field contains the characters 01, 02, 03, 04, through 12. These are characters not numbers and the Db is SORTed ON FMO. The second field is SPMO, which is a C field with a length of 9. In this field I typed the months, January, February, etc., corresponding to their numbered order. "I hope you are getting the picture." I can use FIND to locate the number of the month and at that point it should line up with the month spelling. Remember SORT ON FMO. "Now back to DT." CLOSE ALL is not a good idea in sub CPs so you don't see one here. The first thing I do is SELECT 4 as a working area. Next I open or USE MONTHS in work area 4 which is still SELECTed. So the Db I described (MONTHS) is now ready for USE in area 4 (remember that). Now I make four LOCALs; CDATE, DMO, DDA and DYE. Notice their sizes and the fact that they are all C type. REPLACE CDATE WITH .DATE. takes the system date, which I typed in at TIBs startup, and puts it into CDATE. ".DATE.", would be a D)ate type field with a length of 8 that looks like 03/08/93. I put it into CDATE so I can work on it. Next I put CDATE into DMO with REPLACE. Because DMO only has a length of 2, the only things that will wind up in DMO are the first two characters (03). Because the 03 in DMO is a C field and the FMO field in MONTHS is also C, the command FIND DMO will point TIB right at March which is under the fieldname SPMO. The next REPLACE puts the fourth and fifth characters of CDATE into DDA. In our date of "03/08/93" that would be 08. Now we look at DDA. If what we have in DDA is smaller than "10", we REPLACE it with a space and the character that is needed, the 8. So we wind up with " 8". I don't want a zero in there. If DDA is "10" or higher, we leave it as is. Now I grab the year with REPLACE DYE WITH SUBSTR(CDATE,7,2). I know I haven't explained SUBSTR() yet, but you have already seen it work twice. SUBSTR operates on the first item inside the parenthesis, in this case it's CDATE. It then starts with the character pointed to by the number in the second item within the parenthesis. In this case it's a 7, so it starts with the seventh character in CDATE. It then extracts the number of characters called for by the last item within the parenthesis. In this case it's 2. So, if we are looking at "03/08/93", SUBSTR(CDATE,7,2) pulls out "93". REPLACE LNGDATE WITH | TRIM(SPMO) | " " | DDA | ", 19" ; DYE, puts the full spelling of the month, one space, the cleaned up date (DDA), a comma, two spaces, nineteen and the year (DYE) into LNGDATE. CLOSE, CLOSEs only the Db which is in the currently SELECTed area, which is 4, so we CLOSE only MONTHS. This is FYI. We only have one Db open anyhow. When TIB RETURNS to LBLLET, LNGDATE is already waiting there, holding March 8, 1993, for later use.

Now that I'm back at LBLLET I open STATES, RENCON and NCNMB91, in areas 3, 2 and 1. STATES is a Db I CREATed to hold the full spelling of each state (STATE). It also contains a 2 C field that holds the postal abbreviation of each state (ST) and works exactly the same as DT.

II-Base

- By - Insebot, Inc.
P.O.Box 291610, Ft.Orange, FL 32129

Version 3.01 Tutorial 93.2.3 By *Martin A. Smoley*
NorthCoast 99'ers User Group - March 8, 1993
Copyright 1993 By Martin A. Smoley

RENCON is the Db where I keep the body of my letter. It has two fields, LINE and TEXT. I think of LINE as the line number and TEXT holds the words that make up the letter. NCNMDB91 is my old mailing list for the NorthCoast 99'ers. I recently added the fields NN for NickName and LSTLT for the date I sent that person my most recent letter. After opening, or USE/ing the Dbs I will need later, I whip up the LOCALs I will use throughout the CF. Most of the LOCALs are part of a very old label printing CF that I pulled into LBLLET for re-use.

WHILE .NOT. (EOF), is the beginning of a loop that holds almost all of the CF. Its ENDWHILE is located just before DO RESET and RETURN. You can only get out of this CF by running into the EOF, or by entering 00/00/00 as a search date. You can also blow yourself out of the CF by asking for data that TIB does not anticipate. IF PMON (<) XP is a statement that will be true when you first run LBLLET (because PMON is blank) and when TIB MOVES past the current date in XP, for example (03/00/93), to the next date in XP, possibly (04/00/93). At that point TIB will ask you to enter a date to which you may want to send the renewal letter. When you enter a date such as 04/00/93, the FIND PMON command searches the XP field in NCNMDB91 to try and FIND a match for PMON. This is why NCNMDB91 must be SORTed on XP. After a good date is entered TIB will FIND the record associated with that date, put that persons TRIMmed First Name, Middle Initial and Last Name into TEMP2. TIB will then WRITE TEMP2 to the screen so you can see if it has found the right name. You are then asked to enter the number of sets of labels, or the number of letters you want. I don't have a good reason for doing it this way, I just did. TIB is looking for a two digit number. The tens column tells TIB how many sets of labels to print and the ones column tells TIB how many letters to print. So entering 00 would be no labels or letters. Entering 10 would mean print 1 set of labels and no letter. Entering 01 would mean no labels and 1 letter. So 11 would tell TIB to print 1 set of labels and one letter. You can call for as many as 9 sets of labels and 9 letters by entering 99, but all I ever use is 11 if I find the right name and 00 if I find the wrong name.

If you get passed all that you are, => Printing Labels (=). TIB REPLACES the data in TEMP1, TEMP2 and TEMP3 WITH the name and address from NCNMDB91. Then WHILE ANS > 9, in other words when ANS is from 10 to 99, print those labels. Each time through TIB subtracts 10 from ANS, so if you entered 11 it will only go through once. Printing labels should be easy for you by now, I have done a lot of mailing lists and label printing tutorials in our Newsletter. As we fall out of the label section, we start *** PRINTING LETTERS ***. We will print letters as long as ANS is greater than (>) zero (0), and hopefully by the time TIB gets here ANS will be less than 10.

```

REPLACE ANS WITH ANS - 10
ENDWHILE
* -----
WRITE 10,4,"      *** PRINTING LETTER ***"
  WHILE ANS > 0
SET PRINTER=PIO.CR.LF
SELECT 3
FIND 1.ST
  IF (EOF)
    WRITE 10,4,"      No State Match  "
  ENDIF
SELECT 2
PRINT (G)
PRINT (E),(e),"      NorthCoast 99;
'ers", (LF),(Drft),(E)
PRINT "      Membership ;
Chairman Martin A. Smoley", (LF)
PRINT "      ;
6149 Bryson Drive", (LF)
PRINT "      ;
Mentor, Ohio 44060", (LF)
PRINT LNGDATE, (LF)
PRINT TEMP2
PRINT 1.SA
PRINT TEMP3, (LF), (LF)
PRINT "Dear ", 1.NN, (LF)
PRINT ALL TEXT
  SELECT 1
* reverse feed and print over -----
PRINT "  ", (22), "  ";
"      ";
"      ", 1.XP
  IF 1.ST = "OH"
    REPLACE TEMP1 WITH TRIM(1.SA) | ", ";
| TRIM(1.CT) |;
" , Ohio, to San Diego, California."
    PRINT (22), (CR), TEMP1
  ELSE
    REPLACE TEMP1 WITH TRIM(1.SA) | ", ";
| TRIM(1.CT) | ", " | TRIM(3.STATE) | ". "
    PRINT (22), (CR), "Mentor, Ohio to ", TEMP1
  ENDIF
PRINT (20), "  @ "
* change data in database NCNMDB91 -----
REPLACE 1.LTS WITH 1.LTS + 1
REPLACE 1.LSTLT WITH .DATE.
  REPLACE ANS WITH ANS - 1
ENDWHILE
* -----
MOVE
ENDWHILE
DO DSK7.RESET
RETURN Copyright Martin A. Smoley 1993

```

TI-Base

- By - Insebot, Inc.
P.O.Box 291610, Ft.Orange, FL 32129

Version 3.01 Tutorial 93.2.4 By *Martin A. Smoley*
NorthCoast 99'ers User Group - March 8, 1993
Copyright 1993 By Martin A. Smoley

Structure of MONTHS, USEd in area 4.

CREATED 02/28/93 CHANGED 02/28/93
FIELD DESCRIPTOR TYPE WIDTH DEC

1	FMO	C	002	<- SORT ON
2	SPMO	C	009	

000 1 MONTHS 00000/00012

Structure of STATES, USEd in area 3.

CREATED 02/25/93 CHANGED 02/25/93
FIELD DESCRIPTOR TYPE WIDTH DEC

1	ST	C	002	<- SORT ON
2	STATE	C	020	

000 1 STATES 00001/00052

Structure of RENCON, USEd in area 2.

CREATED 02/26/93 CHANGED 03/02/93
FIELD DESCRIPTOR TYPE WIDTH DEC

1	LINE	N	004	00 SORT
2	TEXT	C	079	

000 1 RENCON 00000/00035

Structure of NCNMDB91, USEd in area 1.

CREATED 12/26/88 CHANGED 03/05/93
FIELD DESCRIPTOR TYPE WIDTH DEC

1	NM	N	004	00
2	LN	C	015	
3	FN	C	015	
4	MI	C	002	
5	NN	C	015	
6	NL	N	003	00
7	SA	C	025	
8	CT	C	020	
9	ST	C	002	
10	ZP	C	005	
11	PH	C	012	
12	XP	D	008	<- SORT ON
13	GP	C	002	
14	LTS	N	002	00
15	LSTLT	D	008	

000 1 NCNMDB9100000/00108

Switching the PRINTER to PIO.CR.LF is the easiest thing do from here on. SELECT 3 tells TIB to concentrate on area 3, which is where we have STATES. FIND 1.ST means get the data from the ST field in area 1, where NCNMDB91 is located, and look for the same data in area 3 (STATES). TIB can only look through an area for a field which has been SORTED. In this case STATES should have been SORTED ON ST, so TIB looks there. If TIB doesn't FIND 1.ST in STATES, the IF statement that follows (FIND 1.ST) will display "No State Match" on your screen. If no match is found the printout will not be right, so you will need to check the ST field in both NCNMDB91 and STATES to see what's wrong. If it finds a match, such as OH for Ohio, TIB will leave a pointer at that record even if we change areas. And so we do. SELECT 2 changes TIB's main area to 2, which is where RENCON, the body of the letter is. The five PRINT statements after SELECT 2 produce the letterhead. Separating the letterhead from the body of the letter in this way will allow me to use this complete setup later with another letter. All I will need to do is CREATE another letter body and change the name of the letter Db in the USE statement of this CF. PRINT LNGDATE is where we finally use the date TIB worked so hard to come up with. PRINT TEMP2 reutilizes the persons full name which was placed in TEMP2 prior to printing the labels. PRINT 1.SA prints the Street Address of the person, from NCNMDB91, located in area 1. TEMP3 already contains the City, the abbreviation of the state and the zipcode for our person. I left the states abbreviated for this address. Next I PRINT "Dear " and the persons NickName (1.NN) The labels and the address at the top of the letter might say Kenneth Gladyszewski, but the letter starts with Dear Ken. The next line (PRINT ALL TEXT) dumps all the data in the TEXT field of RENCON onto the page (or letter). This way of doing it is much faster than a loop that would print each line one at a time, but it does have some drawbacks. You should recall that we had previously SELECTed area 2 so TIB would be looking at RENCON for the PRINT ALL TEXT command. SELECT 1 points TIB back at NCNMDB91 for the upcoming MOVE command. But first! a section I recomend you don't use. "I don't like the printout on my NX 1000 printer." PRINT "Escape Page Eject" tells the NX 1000 to feed up the paper to the top of the page. (22 LineFeed) means feed down again 22 lines from the top of the page. I do this to realign the paper and print the person's expiration date, such as 03/08/93, at the end of the sentence that finishes "your membership anniversary is ". This alignment and the next one, which I'll get to shortly, only work well on the first run. If I do more than one letter, the paper starts to float around and the date doesn't line up with the rest of the line. The next thing I have TIB do is check to see if this person lives in Ohio. If they do, TIB assembles their Street Address, their City and the phrase "Ohio to San Diego, California." and prints it as the second last line of the letter. This would be the last half of the sentence "Our Newsletter is enjoyed by people from ". If the person is not from Ohio, TIB combines the phrase "Mentor, Ohio to ", with the persons Street Address, their City and the full spelling of their STATE, from area 3, and prints it in the same place. It works great for me because I print the letters on my Laser Beam Printer, but if you're using an NX 1000 I recommend that you write a straight letter and leave the part about feeding back up and down the page alone. After printing that line I feed 20 lines and reinitialize the printer. This works out for the page length and also sets the top of page for the next time I feed up. After all that I update NCNMDB91 by adding 1 to the number of letters that I have sent to this person in LTS and I change the date in the field LaST LetTer sent to today's ".DATE.". After that TIB MOVES to the next record in NCNMDB91 and goes back to the beginning of the WHILE .NOT. (EOF) loop. IF PMON is not equal to (<)> XP, TIB will ask you to input another date and start over. To quit type 00/00/00. If the date TIB MOVES to is the same, TIB will put the person's name on the screen and ask you how many labels and/or letters you want. That's all there is folks. I know it was murder reading all this, but it was pretty rough writing it too. I will demo this CF at a meeting as soon as I can get on the demo schedule.

Good Luck. Your old friend Marty.

NorthCoast 99'ers

Membership Chairman Martin A. Smoley

6149 Bryson Drive

Mentor, Ohio 44060

LNGDATE

TEMP2 = TRIM(FN) | " " | MI | " " | LN

1.SA

TEMP3 = TRIM(CT) | ", " | ST | " " | ZP

Dear 1.NN

I am one of the TI99/4A computers owned by Marty Smoley. I keep track of the members names and addresses, and I not only inform him when a members renewal date is approaching, I write a letter to that member, print a mailing label for the envelope, and keep track of which members I have written to for Marty's information (he has a bad memory). By the way, the reason for this letter is that my records indicate that your membership anniversary is 1.XP . If I am in error (because of Marty's inefficiency at updating my records) please ignore the reminder implication of this letter and merely consider it a friendly communication from a TI99/4A Computer to a member of the TI community.

If, however, your membership renewal is due at this time, there are several things I'd like to say in an effort to convince you to continue your membership in the NorthCoast 99'ers.

First, I'd like to highlight the fact that new software is constantly being written for me (the TI99/4A). I'm referring to Word Processing, Spread Sheet and Data Base type software, not to mention Games, and new System innovations. I am producing this letter and the labels through the use of TI-Base.

Next, we have a very good group, which affords you access to information on using, programming and even repairing (one of my relatives) your TI computer. All of this information is available at the meetings, by phone or by mail.

And last but not least, while we are on the subject of mail, don't forget the NorthCoast/Chips Newsletter. A well written, good looking, informative Newsletter produced by the TI99/4A Computers of Harry Hoffman, Frank Jenkins, Deanna Sheriden and many others. Our Newsletter is enjoyed by people from Mentor, Ohio to TRIM(1.SA) | ", " | TRIM(1.CT) | ", " | TRIM(3.STATE) | "."

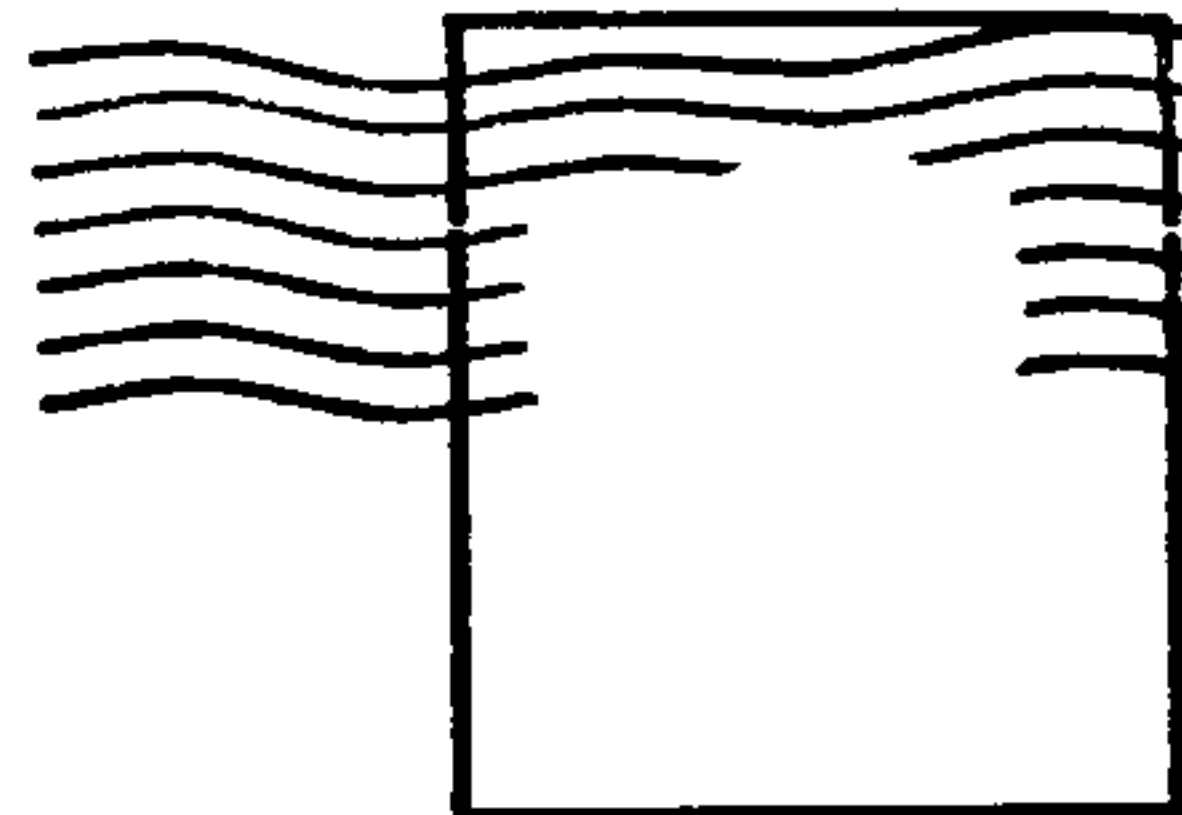
Please contact Frank Jenkins or Marty to renew your membership.

TI-Base produces this letter and four labels using information (Data) from four Databases. TIB checks certain pieces of data and makes decisions concerning the makeup of the letter. The body of the letter is stored in and printed from a Database. You should be able to recognize LOCALS and variables from other DBs.

Sincerely Yours

Marty's TI

Cleveland Area User Groups
 % Harry Hoffman
 3925 Trowbridge Ave.
 Cleveland, OH 44109-1349



Check your Expiration Date
 This may be your LAST issue!

FIRST CLASS

FIRST CLASS

FIRST CLASS

FIRST CLASS

Due to the rising cost of the Newsletter:
 Newsletter only cost is \$12.00
 Full membership price - \$15.00 w/library priveleges.
 Join either club. See front cover for membership chairs.

Page	Table of Contents
01 02 03 04 05 06 07 08 09	Officers and Editorial North Coast Min. by Bernie Zuckerman TI-Chips Minutes by Chris Bodenmiller Make Your Own RS232 Cables by John Parken "TI-BASE" Manipulation tutorial by Martin Smoley
10	<div style="border: 1px solid black; padding: 5px;"> <p>REMEMBER THE CHANGES FOR THE MAY MEETINGS</p> <p>Because of the LINH Conference MAY 15th</p> <p>TI-Chips: MAY 8th 3:00-5:00 P.M.</p> <p>North Coast MAY 22nd 12:00-5:00 P.M.</p> <p>A Perfect Opportunity for Our Groups to</p> <p>Visit TI friends & meet new ones!!</p> </div>