



# CLEVELAND AREA

## TI-99/4A


### USER GROUPS

OCTOBER 1992



OFFICE	TI-CHIPS	MEETINGS
CO-PRESIDENT	Glenn Bernasek 238-6335	10:00 AM
CO-PRESIDENT	Dinny Stockdale 1345-5239	N. Royalton
TREASURER	Lin Shaw 235-3912	County Library
MEMBERSHIP	John Parken 331-2830 4172 N. 217th St. Fairview Pk., OH 44126	State Rd. 50. of Route 82 1/4mi <u>EVERY THIRD SAT.</u>
SECRETARY	Tim Bodemiller 234-4297	OCTOBER 17,1992
DISK LIBRARY	Matt Andel 676-9759	† Next †
TAPE + MDDS	John Parken 331-2830	NOVEMBER 21,1992
HARD COPY	Harry Hoffman 631-2354	DECEMBER 19,1992

OFFICE	NORTHCOST	MEETINGS
CO-PRESIDENT	Ken Gladyszewski 1357-7274	1:30 PM
CO-PRESIDENT	Walt Ryder 921-8223	Euclidian Room
Treasurer	Frank Jenkins 283-8526	Euclid 50. Mall
MEMBERSHIP	Martin Smoley 1-257-1661 6149 Bryson Nentor, OH 44060	E.260th off I-90 (South) <u>EVERY THIRD SAT.</u>
SECRETARY	Bernie Zuckerman 381-4088	OCTOBER 17,1992
DISK LIBRARY	Martin Smoley 1-257-1661	† Next †
TAPE & MDDS	Frank Jenkins 283-8526	NOVEMBER 21,1992
HARD COPY	Dick Alden 1-352-9172	DECEMBER 19,1992



Hi TI'ers,

Well Autumn is here! It started around June 21st this year! Haha October 31st is Halloween but there is also October 12th. We celebrate Columbus Day, and our neighbors to the north, Canada, celebrates Thanksgiving Day.



Don't forget the Chicago and Milwaukee Faires - October 31st, and November 1st. Support of all Faires is important to all TI'ers because it gives incentive to the programmers/vendors to have a date to shoot for, in finishing up a program or product for us to buy. Faires are the glue that keeps User Groups in touch, and User Groups keep us together as a family. Enough soapbox - this computer excites me a lot!



Geneve users: You can still buy into the source code for the MDDS, etc. Beery Miller has all that, but still needs \$\$\$ for mailing all this stuff to Geneve owners. He will mail updates as soon as possible, but source code only to contributors of \$25.00 or more. Write to:

Beery Miller/9640 News  
P.O. BOX 752465  
Memphis, TN 38175-2465



Coffee Time!





# NORTHCOAST 99ers

By Bernie Zuckerman

---

Due to circumstances beyond his control, your secretary missed the first half of the business meeting. Thanks to the efforts of our Co-president Ken Gladysewski, we do have a business record that is now officially the minutes.

There were 18 members present and fully accounted for. The meeting was called to order by Co-president Walt Ryder, who in his inimitable fashion took charge of the proceedings and lead the discussions. Treasurer Frank Jenkins reported a balance of \$2831.95 after an income of \$166.12, and expenses of \$112. These figures have been verified by a written statement from Frank.

A discussion followed regarding the Columbus Clearing House BBS. Although our group has indicated willingness to become members, the necessary password has not yet been received. Accordingly, the members will have to wait to be able to benefit from this. The MICROpendium disks will be coming shortly. Because of the bank change, the check for the disks has just been sent.

The questions about the Geneve-MDOS developed by Lou Phillips have been answered. Beery Miller has received the source code and more from Lou and Paul Charlton. Several programmers are burning up their keyboards getting Geneve up to snuff. Geneve owners will be given the updates but only contributors to the buyout can get the source codes. It is not too late to buy in, as money is still needed for mailing and disks, as there are 2000+ Geneves out there!

The Co-presidents, as an executive committee of two, have discussed the recurring problem of putting on demos that would stimulate the interest and inform the group. They report that they have run out of ideas quicker than

they receive new ideas, and therefore appeal to the members for new ideas, and volunteers to demo. With this appeal the members suggested:

1. MOF - Wheel of Fortune  
(TI-CHIPS, Les Kee)
2. Tarot Card Reader
3. Solitaire Program (by Regina)
4. MultiPlan Review  
(Frank Jenkins)
5. TI Base (Marty Smoley)
6. Extended Basic installed in  
Console (John Parken - Video)
7. Label Making Program  
(Jerry Reising)
8. Astromania

The above suggestions will be scheduled for future meetings and will be pre-announced in the Newsletter. This should not stop any member from offering his/her favorite demo at any time.

Deanna Sheridan was called to demonstrate Artist Cardshop. Loaded from XBasic was both Artist Cardshop and Card Builder by Paul Coleman. This software has 3 parts; 1 to make the cards; 2 to print the cards; 3 to make your own customized borders. Deanna brought her laser printer to demo the programs as well as many samples of cards. She (with great elan) produced a card on the monitor and printed it out. Needless to say, Deanna and the laser printer did a first class job. She pointed out the many possibilities and frustrations involved. The software costs \$20.00.

Bernie



---

Have a Scary  
but safe  
Halloween !!!

---





Editor's note: This was supposed to be the CHIP's minutes, but an unfortunate turn of events, that is; Tim Bodenmillers disk system is messed up!

Maybe, someone can explain what phenomenon brought this about! The disk with Tim's minutes was corrupted in a manner I've never seen before. Using DiskU, and sector editing, most of the sectors with his minutes of 9/92 were unavailable due to "illegal track number" and what is usually seen is "bad sector". There were at least 20-22 sectors called 'illegal track #'. The old minutes that Tim had on this disk were fine. HELP!

This is what was readable: Once again, Glenn tried to demo Sidewriter, but for some unknown reason it would not read his D/V 80 files. We have to hand it to him for trying, and someday we just may see it up and running. Try, try again! (Sector 01CS gone).

Beery Miller has KDOS now and it is being updated as fast as the programmers can do it. Ron Markus says he will have the Geneva software available as Freeware and if you want to get the K-DOS source code it is not too late to send in a donation. Minimum donation is \$25.00 if you want the source code. Beery still needs donations to help cover the cost of mailing all those updates, which he found out were a lot more than he expected!

Les Kee read in the MICROpendium that someone was working on a TI emulator for the IBM. This seems to be a worthwhile project, and bears looking into. I've read the article myself, and it seems quite a lot has been done already, but there is still a long way to go! The programmer wants to hear from the TI folks!

Dennis Likens donated an entire collection of '88 MICROpendiums, and since John Parken had some tickets they were raffled off. Curt Gadd won the magazines.

The TI-CHIPS club would like to thank Dennis for doing such a great job as secretary. The records you kept for the club are invaluable, and I know that we have enjoyed reading them over the years. It is from these records that the TI-CHIPS club will live on.

THANKS..... Good Luck in California!

Tim

Edit note: Don't forget November 1st is All Saint's Day

# TI-99/4A Biography Time

by Glenn Bernasek

---

## ME AND MY TI

An Autobiography  
By Glenn Bernasek  
TI-Chips - Cleveland, Ohio

I've lost count of how many times I've started this bio for our newsletter and quit. The right words just seemed to fail me when I needed them the most! Then, while I was giving my briefcase it's semi-annual cleaning, I came across a survey devised by Harry Hoffman for the TI-Chips' library.

Right there, in front of me, was just about everything I wanted to say about my TI-99/4A! And it was in a logical and easy to read order to boot! Now there was no excuse not to prepare my long over-due bio.

Using an updated, and slightly revised, version of Harry's survey, here's the "What and Why of Glenn's TI".

### How many TI-99/4A consoles do you have?:

I presently have two consoles. (One with a homemade remote keyboard with a numeric keypad and a separate cursor control, which is used in my "office" under the basement stairs)

### Do you have a PEB box? If so, what do you have in it?:

I have a PEB box with a CorComp disk controller, CorComp RS232 card and a Chicago 384K Ram Disk. (All held down with super heavy rubberbands. But that's another story.)

### What side car devices do you have?:

A BOXCAR 32K RAM and a seldom used 300 baud Volksmodem.

### Do you have a printer?:

Yes. A Panasonic KX-P1180 nine pin dot matrix (which does a super job), and a 64K in-line buffer.

### Do you use a tape recorder?:

Occasionally for "vital file" backups.

### If you have a disk controller, what kind of disk

### drive(s) do you use?:

Right now I am using both a full height, DSDD 5 1/4" floppy drive and a DSDD 3 1/2" drive. (The 3 1/2" drive has become my "workhorse" unit because it is more reliable, silent and faster than the 5 1/4.) I will eventually end up with three floppy drives in my system. (With either two 5 1/4" drives or (preferably) two 3 1/2" drives.) And of course, I wouldn't trade my Ram Disk for anything! I will probably be expanding it to 1 meg.

### What modules do you use most often?:

NONE! Since I built X-BASIC into my console (and eventually EDITOR ASSEMBLER), my system is Ram Disk / Floppy Disk operated. Quick and no crashes!

### What programs do you use the most?:

TI-SHORTSHEET III, OHIO LOTTO, EDITOR (TI-WRITER), a Family and Friends Special Date and Phone Book, DBCARDFILE data base and a 2-liner called TEXTREADER. I also enjoy CERTIFICATE 99 and TOURNAMENT SOLITAIRE.

### What utility programs do you use most often?:

PC-TRANSFER, DM1000, BIRDWELL'S DISK UTILITIES, ARCHIVER III and SPELL IT!

### What would you like to learn on the TI-99/4A?:

I would be interested in learning something about alternate programming languages such as "C" and Assembly, as well as how compilers work and sooner-or-later TELCO.

### Tell us a little about how you started with your TI-99/4A and how much you use it.:

I talked my wife into purchasing the TI at a ZAYRE's close-out sale for \$50 in November, 1983. THIS TURNED OUT TO BE THE BEST PRODUCTIVITY AND EDUCATIONAL INVESTMENT I'VE EVER MADE!!! I spend about eight to sixteen hours a week on my TI. (Not enough for me - Too much according to my wife.)

I would not be where I am, in the usage of the TI-99/4A, without the assistance, information, help and encouragement of the TI-CHIPS "family" and all of the TI-99/4A user groups around the world! I owe you all a great debt, and I look forward to many more years with the TI-99/4A!

# TI-99/4A Biography Time

by Vonn Malcuit of TI-Chips

---

In 1982, my brother-in-law had a TI-99/4A and told me about a rebate offer from Texas Instruments, for a computer console. I had tried his computer and really liked it, because it was a lot easier and friendlier than other computers. I bought a TI-99/4, and ran it a couple of months and it went haywire. It was still under warranty, so I sent it back to TI. They sent me a TI-99/4A to replace the 99/4. It was a lot better and had more commands to use. Two years later I bought a PEBox with 32k, TI disk controller, and single sided, full height disk drive. I got tired of using a tape recorder.

I knew there was more to this computer than what I was doing, so I bought a computer magazine called the Computer Shopper to see what I can learn. I saw the ad for the AKRON USER GROUP and the Euclid User Group in the COMPUTER SHOPPER. I called Deanna Sheridan, she suggested that the Akron Group might be closer for me to attend. I did go to Akron and joined the group there. The meetings were held on Thursday night. I really enjoyed being part of that group and learned new things about using my TI.

Because my wife, Mary Ann, and I both got up early to go to work, we decided to come up to TI-Chips, as it was on Saturday and we were both off. I joined here at Chips in April "88" and have been a member since then.

I would like to thank all the members particularly Harry Hoffman and Ron Markus for all the information and help they have been to me, also Harry's suggestion that I get a ram disk. Since joining Chips, I have added a Corcomp Disk Controller w/3 DSDD disk drives, an Corcomp RS232, a Printer, a Triple Tech Card for my Printer, a Howie RamDisk and a Howie Supercart, and a Modem. I love every minute on this computer!!! Even when something goes wrong it's fun, because you CAN fix it!

Vonn Malcuit



Ron Markus

## RAMCHARGED COMPUTERS

"Your TI 99 / 4A and GENEVE Specialist"

P.O. Box 81532  
Cleveland, Ohio 44181

(216) 243-1244  
800-669-1214



Don't forget RON for your software/hardware needs!



TIPSLABEL V.16  
 REVIEW BY DEANNA SHERIDAN  
 NORTHCOST 99ERS - CLEVELAND, OHIO



WITH THE HOLIDAYS AND CHRISTMAS LISTS LOOMING SOON ON THE HORIZON, I THOUGHT I WOULD BRING TO YOUR ATTENTION A COUPLE OF VARIATIONS OF THE TIPS PROGRAM THAT MIGHT HELP YOU WITH OUR CHRISTMAS MAILING. ONE OF MY EFFORTS TURNED OUT OK, THE OTHER, AFTER THREE FULL EVENINGS OF WORKING, DID NOT.



TWO PEOPLE HAVE MODIFIED DIFFERENT VERSIONS OF RON WOLCOTT'S TIPS PROGRAM ESPECIALLY FOR MAILING LABELS. EARL RAGUSE USED VERSION 1.6 WHILE ED MACHONIS USED 1.4. I HAD A COPY ON DISK OF THE EARL RAGUSE MODIFICATION AND WILL RUN THROUGH IT BRIEFLY WITH YOU. THE MACHONIS MODIFICATION WAS PRINTED IN A NEWSLETTER SOME TIME AGO, AND WHEN I TRIED DELETING THE LINES AS INSTRUCTED AND TYPING IN THE NEW LINES, I AM UNABLE TO GET IT TO WORK AS DESCRIBED. THE NICE FEATURE OF THE MACHONIS VERSION IS THAT YOU CAN TYPE IN A LIST OF NAMES AND ADDRESSES IN TI-WRITER AND THE PROGRAM WILL READ AND PRINT THE ENTIRE LIST.



THE RAGUSE VERSION ALLOWS YOU TO SAVE TEXT OF INDIVIDUAL LABELS AND PRINT THEM. THUS, IF I HAD HAD A LITTLE MORE TIME, I THINK I WOULD HAVE MADE THE RAGUSE VERSION DO THE SAME AS THE MACHONIS VERSION. WILL LET YOU KNOW IF I AM SUCCESSFUL. HAVEN'T PLAYED AROUND WITH PROGRAMS FOR A LONG TIME. PERHAPS I CAN GET WES RICHARDSON TO COME TO MY RESCUE.



I HOPE YOU WILL HAVE GUESS BY NOW THAT THE BORDER ON THIS PAGE WAS PRINTED WITH THE TIPS LABEL PROGRAM. IT TAKES A LITTLE BIT OF EFFORT, BUT IS NOT DIFFICULT. TIPSLABEL ALLOWS YOU TO PRINT MULTIPLE COPIES ACROSS A PAGE OR SINGLE COPIES MULTIPLE TIMES. THUS, I PRINTED THE HOUSE GRAPHIC 9 TIMES ACROSS THE TOP OF THE PAGE. I MARKED ON THE PAPER WHERE THE TOP OF MY PRINTHEAD RESTED. I THEN PRINTED SINGLE COPIES FOR NINE TIMES AT ROW 1 DOWN THE LEFT SIDE OF THE PAGE. THAT BROUGHT ME TO THE BOTTOM OF THE PAGE WHERE I AGAIN PRINTED 9 COPIES ACROSS. I THEN ROLLED THE PAPER BACK UP TO MY MARK AT THE TOP AND PRINTED 9 SINGLE COPIES DOWN THE RIGHT HAND SIDE AT COLUMN 68.



YOU COULD USE VARIATIONS OF THIS AND PRINT ON ONLY HALF A PAGE, ETC. FOR DIFFERENT EFFECTS.



WHEN PRINTING A LABEL, YOU CAN HAVE THE FIRST LINE PRINT IN DOUBLE HIGH AND DOUBLE WIDE. THE PROGRAM PERMITS YOU TO CHOOSE THE COLUMN AS WHICH YOU START YOUR PRINTING, AND YOU CAN THUS CREATE A VERY NICE LETTER HEAD.



IT SAVES LABELS, LOADS LABELS AND EDITS LABELS. A LOT OF PRE-WORDED LABELS ARE INCLUDED (MOSTLY HUMOROUS). YOU COULD USE THEM TO PRINT LABELS FOR DECORATING YOUR CHRISTMAS PACKAGES, ETC. ABOUT THE ONLY DIFFERENCE BETWEEN THIS AND THE FINAL VERSION OF TIPS IS THE COLOR PRINTING FEATURE. IF YOU HAVE COLORED RIBBONS, YOU CAN, OF COURSE, PRINT IN COLOR, BUT CANNOT PRINT THE GRAPHIC IN ONE COLOR AND LABEL TEXT IN ANOTHER AS YOU CAN IN TIPS 1.8.



I WILL HAVE THIS DISK AT THE NEXT MEETING AND WILL TRY TO HAVE THE MACHONIS VERSION WORKING ALSO THAT WILL READ AN ENTIRE LIST OF NAMES AND PRINT THEM OUT.



# PAGE PRO PAGE COMPOSER BY DEANNA SHERIDAN NORTHCOAST 99'ERS

I HAVE HAD SOME DIFFICULTY IN GETTING INTO THIS PROGRAM, SO PLEASE BEAR WITH ME IF I RAMBLE. FIRST OF ALL, THE WAY TO REALLY LEARN A PROGRAM IS TO EITHER DO A DEMO AT THE MONTHLY MEETING OR A REVIEW FOR THE NEWSLETTER. THEY ARE EDUCATIONAL EXPERIENCES, TO SAY THE LEAST!

ASGARD'S FLYER ON THIS SOFTWARE STATES THAT COMBINED WITH PAGEPRO, YOU CAN NOW CREATE AND PRINT MULTI-PAGE DOCUMENTS IN EITHER LANDSCAPE (SIDWAYS) OR PORTRAITE MODE, WITH COLUMNS OF 60, 80 OR 120 WIDE. READING THE DOCUMENTATION GAVE ME VERY LITTLE IDEA OF HOW THIS WAS TO BE ACCOMPLISHED. SO, I DECIDED TO LOAD AND PRINT THE DEMO FILES TO SEE WHAT WAS REALLY HAPPENING. AN EXTRA PARAGRAPH EXPLAINING THE TYPES OF FILES PAGE COMPOSER WILL HANDLE AND WHY WOULD HAVE CLEARED UP THE MATTER IN SHORT ORDER.

FIRST TO USE PAGE COMPOSER EFFECTIVELY, YOU DEFINITELY NEED PAGE PRO, LOTS OF GRAPHICS AND LOTS OF FONTS AND WHATEVER ELSE YOU WANT TO ENHANCE YOUR DOCUMENT, SUCH AS BORDERS, ETC.

A TWO-COLUMN PORTRAITE DOCUMENT FROM PAGE COMPOSER IS ACTUALLY TWO FULL-PAGE DOCUMENTS FROM PAGE PRO PRINTED SIDE BY SIDE IN HIGH RESOLUTION. IN OTHER WORDS, THE DOCUMENTS ARE "SHRUNK" TO FIT THE PAGE. AS YOU CAN SEE FROM THIS PAGE, THE ONE-CHARACTER HIGH FONT IS REDUCED TO WHAT WOULD NORMALLY BE CALLED "CONDENSED" PRINT. THE PRINTING IS DONE IN A MANNER THAT DOES NOT DISTORT GRAPHICS BY ELONGATING THEM AS SOME HIGH-DENSITY PRINTING DOES.

YOU WILL DEFINITELY WANT A VERSION OF PAGE PRO THAT WILL SAVE A PAGE PRO PAGE AS A PICTURE. THIS "SEEMS" TO BE THE ONLY TYPE OF FILE THAT PAGE COMPOSER WILL LOAD. SO IT TAKES AWHILE (OR AT LEAST IT DID FOR ME) TO CATCH ON TO THE FACT THAT I WOULD HAVE TO PREPARE EACH PART OF MY PAGE IN PAGEPRO, SAVE IT AS A PICTURE, AND THEN PLACE THE PICTURES WHERE I WANT THEM IN COMPOSER TO ASSEMBLE THE PAGE OR PAGES. YOU CANNOT TYPE TEXT ON THE SCREEN IN THE EDITOR...ONLY PLACE PRE-FORMATTED FILES IN THE DESIGNATED AREAS.

THE PROGRAM USES A "MAC"-TYPE POINT AND SHOOT INTERFACE THAT SUPPORTS EITHER KEYBOARD, JOYSTICKS OR MOUSE. I HAVE FOUND THAT THE JOYSTICK OPTION HAS VERY SLOW RESPONSE AND I HAVE TO CLICK ON SOME OF THE OPTIONS SEVERAL TIMES BEFORE THEY RESPOND. ALSO, THE JOYSTICK MUST BE IN "EXACTLY" THE RIGHT PLACE TO GET A RESPONSE. KEYBOARD IS A LITTLE SLOWER TO MOVE AROUND, AND THE RESPONSE "ENTER" KEY IS ALMOST AS BAD. I WOULD HOPE THAT A MOUSE USER HAS BETTER LUCK.

A FILE MUST BE NAMED AND OPENED BEFORE ANYTHING ELSE CAN BE ACCOMPLISHED. AFTER THAT, YOU LOAD YOUR PICTURES TO PRINT, EITHER FULL PAGES OR INDIVIDUAL AS PREPARED IN PAGE PRO. DEPENDING ON THE COMPLEXITY OF THE PAGE, YOU SHOULD "DRAFT" A MOCKUP OF WHERE THE PICTURES ARE TO BE PLACED. I


AFTER THE PICTURES HAVE BEEN PLACED, THE FILE CAN BE PRINTED OR SAVED. THE OTHER MENU OPTIONS ARE "NEXT PAGE", "PREVIOUS PAGE" AND "GO TO". THE DOCS SAY YOU CAN HAVE UP TO 999 PAGES IN A DOCUMENT. HOWEVER, DUE TO THE LARGE SIZE OF A FULL-PAGE PICTURE FILE FROM PAGE PRO, AND TWO OF THESE FILES TO A PAGE, YOU HAD BETTER HAVE A HARD DISK FOR THOSE FILES.

WE COMPLAIN AND COMPLAIN THAT OUR II'S WON'T ACCOMPLISH THIS OR THAT OTHER COMPUTERS CAN DO. I THINK WE EXPECT A LOT FROM OUR LITTLE 2 MEGAHERTZ SYSTEM WITH ABOUT 48K OF WORKING MEMORY. WHEN WE DO GET PROGRAMS THAT BRING US INTO THAT IBM WORLD, WE COMPLAIN AGAIN THAT THEY ARE TOO HARD OR TOO SLOW. I THINK THE FINISHED PRODUCT FROM THIS PROGRAM IS EXTREMELY PROFESSIONAL. HOWEVER, I NEED TO STRESS THAT IT WILL TAKE A LOT OF PATIENCE AND TIME TO CREATE THESE PAGES.

IT HELPS A LOT TO HAVE EITHER A RAM DISK OR A HARD DRIVE BECAUSE YOU HAVE TO SWITCH BETWEEN PAGE PRO, FUNNELWEB, AND COMPOSER FREQUENTLY. IF YOU DON'T HAVE YOUR FAVORITE GRAPHIC OR FONT IN PAGE PRO FORMAT, YOU WILL HAVE TO TAKE TIME TO DO SOME CONVERTING. IF YOU WANT SPECIAL HEADLINES WITH ADDITIONAL FONTS (PAGE PRO ONLY SUPPORTS TWO AT A TIME), YOU WILL NEED TO DO SOME CREATIVE WORK IN II-ARTIST AND THEN CONVERT TO PAGE PRO FORMAT.

LASTLY, BECAUSE THE DIFFERENT EFFECTS IN COMPOSER ARE CREATED THROUGH RESOLUTION RATHER THAN SIZE OF FONTS, PRINTING IS EXTREMELY SLOW. THE DOCUMENTATION STATES THAT THE SPEED OF COMPOSER IS TIED TO THE DISK DRIVES AND PRINTER, AND THE ONLY WAY TO SPEED IT UP IS TO USE A FASTER DRIVE AND PRINTER. IT ALSO STATED THAT RUNNING PAGE COMPOSER FROM A RAM-DISK CAN REDUCE THE AMOUNT OF TIME IT TAKES TO PRINT A SINGLE-PAGE 960 RESOLUTION PORTRAIT DOCUMENT WITH 10 PICTURES FROM 20 MINUTES TO 5 MINUTES. WELL, I PUT MY FILES ON MY RAM DISK AND USED MY LASER JET FOR PRINTING, AND FOUND THAT IT TOOK A LOT MORE THAN 5 MINUTES TO PRINT THE LEFT SIDE OF THIS ARTICLE SO THAT I COULD GET A GOOD IDEA OF MY PLACEMENT. THEREFORE, IF THE FINISHED PRODUCT ISN'T WHAT YOU EXPECT THE FIRST TIME AROUND, IT WILL TAKE TIME TO REFORMAT AND REPRINT. PATIENCE IS THE KEY.

ALSO, IF AFTER YOU PRINT THE FIRST TIME, AS I DID, AND FIND THAT YOU PREFER TO USE A DIFFERENT RESOLUTION, YOU WILL NEED TO CREATE AN ENTIRELY NEW FILE, AS YOU CAN ONLY CHOOSE THE RESOLUTION AT THE TIME YOU CREATE THE FILE AND CANNOT BE CHANGED AFTER IT IS SAVED AND CALLED BACK TO EDIT. A SEPARATE UTILITY FILE IS INCLUDED ENTITLED "CLIPPIX" WHICH WILL CLIP GRAPHICS FROM LARGE FILES FOR USE WITH PAGE PRO. MOST OF THE "CLIPPING" PROGRAMS WILL ONLY SAVE A GRAPHIC THE SIZE OF THE SCREEN AREA, OR THE LARGEST SIZE THAT II-ARTIST WILL SUPPORT. WITH CLIPPIX, YOU CAN PAGE DOWN AND GET PICTURES THAT WERE TOO LARGE BEFORE. HOWEVER, THE PICTURE MUST BE IN PAGE PRO FORMAT BEFORE IT CAN BE CLIPPED. THAT MEANS THAT IT HAS HAD TO PREVIOUSLY BEEN CONVERTED FROM ANOTHER FORMAT, USUALLY PCX OR MAC BY ANOTHER CONVERSION PROGRAM. IT WOULD HAVE BEEN MUCH MORE CONVENIENT IF IT WOULD HAVE LOADED A PCX OR MAC FORMAT AND SAVED IT IN THAT FORMAT AND SAVED IT TO PAGE PRO.



NOW THAT WE HAVE WADED THROUGH A PAGE PRINTED IN THE PORTRAIT MODE, LET'S TRY ONE IN LANDSCAPE. I AM GOING TO CHEAT A LITTLE AND PRODUCE ONLY ONE SIDE OF THIS FROM SCRATCH. THE OTHER SIDE I AM GOING TO TAKE FROM THE DEMO FILE PROVIDED WITH THE PROGRAM.

HOPEFULLY, YOU WILL BE ABLE TO SEE THAT WITH A LITTLE BIT OF EFFORT AND PATIENCE YOU CAN PRODUCE SOME VERY PROFESSIONALLY LOOKING PAGES.

ON THE PREVIOUS PAGE, I PREPARED TWO SEPARATE PAGES IN PAGE PRO WITH MARGINS OF 0 AND 53 (ALLOWING SPACE FOR THE BORDERS) WITHOUT THE BORDERS YOU COULD USE A MARGIN OF 58 TO 60. LENGTH WISE, I USED ALL OF THE ROWS AVAILABLE IN PAGE PRO.

I PREPARED THE TEXT IN FUNNELWEB WITH THE FILL AND ADJUST FEATURES, RAN IT THROUGH THE FORMATTER AND PRINTED IT TO DISK BEFORE LOADING IN PAGE PRO.

AS STATED PREVIOUSLY, I THINK WE EXPECT TOO MUCH OF OUR LITTLE MACHINE, AND IF IT TAKES YOU MORE EFFORT THAN YOU THOUGHT TO CREATE THE PAGES FROM THIS PROGRAM, I WOULD HOPE YOU WON'T GET DISCOURAGED. I HAVE FOUND IT TAKES JUST AS LONG TO REALLY "LEARN" THE COMPLICATED PROGRAMS OVER IN THE DOS WORLD. IN FACT, I HAVE HAD WORD PERFECT ON MY DOS MACHINE FOR TWO YEARS AND STILL HAVE NOT LEARNED ALL OF ITS FEATURES.

THIS PROGRAM IS AVAILABLE FROM RSGARD AND ALSO FROM OUR OWN RON MARKUS OF RAMCHARGED COMPUTERS. CALL RON AT (216)243-1244 OR IF YOU ARE OUT OF STATE AT 800-669-1214. HE ALWAYS HAS THE LATEST TI OFFERINGS AVAILABLE AT THE MEETINGS WITH NO WAIT.

## WANTED: Page Designers WANTED: Page Designers

Small software company seeking interested page designers with a flair for art, little to some experience, and an interest in working with software packages written for "dead" computers.


Prior experience with innovative packages such as PAGE PRO 99 valuable. Designers will be using PAGE PRO PAGE COMPOSER, along with PAGE PRO 99, various packages of PAGE PRO FONTS and PICTURES, and most likely programs such as PAGE PRO HEADLINE MAKER (as well as associated HEADLINE FONT packages), PIX PRO, GOFER, and PAGE PRO FX to create documents of subtlety, wit and beauty.

Applicants should be interested in mixing text with graphics in an attractive way on a regular basis

Being able to draw with

**UNES**

is useful on occasion too.



Applicants will find PAGE COMPOSER simple to use, and useful too. Those with experience using MacPaint pictures converted with PIX PRO or PC pictures converted with GOFER will enjoy being able to use the entire picture instead of just the portion that would fit on a PAGE PRO 99 page. Additionally, applicants will find new uses for HEADLINE MAKER and PAGE PRO 99's clipping function to generate text for PAGE COMPOSER pages.

Finally, all applicants should have a TI-99/4A with 32K, a disk system with at least one DS/SD disk drive (2 recommended), and an Epson or compatible printer. To apply, call RSGARD SOFTWARE at (703)255-3065, or write to:  
P.O. BOX 10306, ROCKVILLE, MD 20849-0306





HAVE A SAFE &  
HAPPY  
HALLOWEEN !

FROM:

NORTHCOST &

TI-CHIPS TIERS



From the Editor's Desk:



Hi Tiers,

As an Editor, there have been many errors made, and there will be more I'm afraid. Learning is a very slow process for some people! For instance, in talking to Glenn Bernasek about what format to put his articles on disk, he said many people may not be submitting Bios or articles/programs because of not knowing what I need to print it in the Newsletter. Well, here it is folks!

First: It is better on disk, as I can then just print it with Art Gibson's Newsletter Printer. I will either give your disk back or trade you for a new one.

Second: Just load up your favorite TI-Writer clone, such as FunnelWeb, TI-Writer, NL Printer, or whatever, as long as it is a D/V 80 file. Don't put any control codes in it, just type the way you would a letter you were going to send to a friend. Also, don't worry about spelling as I will always edit what goes in the Newsletter, & I have a great little spelling dictionary by my computer at all times.

Third: If you are submitting a program, just leave it in program format, as it can be converted to a D/V 80 file and printed out in 2, 3, or 4 columns. I would love to publish those little programs you wrote to make things easier, and know others might be looking for a program just like the one you worked out!

Other news: We just received a letter from Jim Peterson that we are now members of the Clearing House & can Up/Download newsletter material. All we have to do now is call for our password and we're all ready to share Cleveland's finest!

Thanks for patience and understanding,



Cleveland Area User Groups  
 \* Harry Hoffman  
 3925 Trowbridge Ave.  
 Cleveland, OH 44109



Check your Expiration Date  
 This may be your LAST issue!

FIRST CLASS



FIRST CLASS

FIRST CLASS



FIRST CLASS



Due to the rising cost of the Newsletter:  
 Newsletter only cost is \$12.00  
 Full membership price - \$15.00 w/library privileges.  
 Join either club. See front cover for membership chairs.

Page	Contents of the Article (s)
01	From the Editor (Stuff)
02	North Coast minutes by Bernie Zuckerman
03	TI-CHIPS minutes by Tim Bodenmiller
04	TI- Biography by Glenn Bernasek
05	TI- Biography by Vonn Kalcutt
06 07 08	Two great reviews by Deanna Sheridan TIPSLABEL v 1.6 as modified by Ed Nachonis and Page Pro Page Composer by Rsgard
09	How to submit articles to <u>the</u> editor. (hint)