


CEDAR VALLEY 99'ER USER GROUP NEWSLETTER



CEDAR RAPIDS/MARION, IOWA

OFFICERS

PRESIDENT:

Jerry Canady
6616 Kent Dr. NE
Cedar Rapids Iowa 52402
(319) 377-9382 (Home) or
(319) 395-2494 (Office)

VICE PRESIDENT:

Gary Bishop
3270 28th Ave.
Marion, Iowa 52302
(319) 377-9574

SECRETARY:

Bill Paeth
923 Owen St. NW
Cedar Rapids, Iowa 52405
(319) 396-6470

TREASURER:

Bruce Winter
702 Fernwood Dr. NE
Cedar Rapids, IA 52402
(319) 393-0610

COMMITTEES

PROGRAM:

Ed Edwards
102 N. Davis St.
Anamosa, Iowa 52205
462-2329

PUBLICITY:

Paul Mortensen
301 Pebble Lane
Hiawatha, Iowa 52233
393-6022

EDUCATION/LIBRARIAN:

John Johnson
398 Forest Dr. SE
Cedar Rapids, Iowa 52403
366-4541

EDITOR:

Jim Green
377 Cambridge Dr. NE
Cedar Rapids, Iowa 52402
377-4073 (Home) or
395-1898 (Office)

****NEWSLETTER TOPICS****

1. Future Meeting Dates
2. Next Meeting Notes
3. Minutes from the November Mtg
4. The Library Blurb
5. A review of TI Artist Plus
- 6.
- 7.
- 8.

This issue of our NEWSLETTER is short, due to the lack of original material from you! Please send your experiences and ideas, maybe a brief software review, to the editor!

****FUTURE MEETING DATES****

Please mark the following dates on your calendar for future meetings:
DECEMBER 11, JAN. 8, FEBRUARY 12.

*****NEXT MEETING*****

The regular monthly meeting will be Monday, Dec. 11, at West Music, Cedar Rapids, with open discussion starting at 6:30 PM. Ed Edwards will show us some new shareware by Don Shorrock. These programs are educational, with some designed to help learn a foreign language!

* MINUTES OF THE NOVEMBER MEETING *

The November meeting was called to order by President Jerry Canady with 13 members in attendance.

It was moved, seconded and passed that the minutes of the October meeting be accepted as printed in the NEWSLETTER.

The treasurer's report was given by Treasurer Bruce Winter. It was moved, seconded and passed that we accept the report as read.

OLD BUSINESS: 1. The Dubuque trip to Sister Pat's for this fall has been cancelled until sometime next spring. 2. Sister Pat now has 5 systems going and soon will have a 6th up and working for members of her home. 3. We discussed our trip to the Chicago TI Faire which was attended by five of our members.

NEW BUSINESS: 1. A computer generated Thanksgiving card from Sister Pat was passed around. 2. Jerry Canady is going to check on ordering edge connectors for making up expansion cables. 3. This was our membership renewal night. 4. We also had our BUY-SELL & SWAP night.

PROGRAM: Gary Bishop demonstrated his Horizon Ram Disk upgrade which was in his article in Micropendium. Gary was able to add two more memory chips to bring the memory up to 256K. Gary also showed us his 1 Meg card with all 32K chips. Gary demonstrated E-Z Keys, a key board macro-program.

Submitted by Bob Wahlstrom, Secretary draftee pro tem

* * ODDS AND ENDS * *

Well, we are off to another good start on another fiscal year for our group. During the last meeting, we had computer enthusiasts renew their membership. Those of you who have not yet renewed (especially you out-of-town members) still may send your dues to Bruce Winter. Now that we have an established membership for another year, it is time to start thinking about how each member can best contribute to the organization. Officer elections are coming up in another few short months. Maybe it is your turn to hold an elected position! We can always benefit from new blood; we seem to allow our old blood to wear thin and get tired. It's not fair to expect the same five or six individuals to shoulder the whole load each year. (Boy, have I heard this story before!) Start now to consider how you will make your mark on the TI world and on our user group.

Don't forget about the hazards of static electricity, now that your furnace is running and the air is drier than normal. Be sure to take precautions against zapping your machine; ground yourself and your computer equipment!

Best wishes for the holidays, from the staff of the NEWSLETTER!

The Library Blurb

To start out differently this time I am going to actually review some of the new programs that have come into the library lately. But before I do let me inform you that my youngest son Daniel has agreed to type in programs for us if they are of reasonable length. So if you have found some but don't have the time to type them in, get them to us and he will do them for us. I will get them into the library. And of course you will then be able to get your program.

Programs- VICIOUS CIRCLES- This came from one of our recent newsletters. I think it is a repeat from another newsletter. It is of German origin I am pretty sure and is a very good cross between Pacman and Frogger. In some ways I like it better. I don't usually like this kind of game but this one can really get to you. It's only real problem is a slow joystick reponse time. TI-READER- will read TI Writer text (or any DVSO file) to you. It can also read XB programs if you save them to disk as List "DSK1,filename". It works OK but is pretty slow and can't handle quote marks so you have to replace them with the @ symbol. DECISIONS- This program is very good at getting you thinking about your decisions. It will make a decision for you based on the priorities you give various things the decision will affect. I like it but can't usually decide if I should use it. ACE- converts an assembly program to XB call load statements. I am using this in a program of my own and I love it. SUBROUTINE EXTRACTOR- will allow you to merge any PART of an XB program with another one. Great!

RAPID COPY- Larry Guhl has clued me in on a program from Tekaments by Barry Boone that takes 11 seconds to load into the computer from the disk and will copy a DSSD disk in 27 seconds flat. I have gotten a copy for myself and I am purchasing another one to donate to the club. This will mean that if you can use a copy of a disk that is the same format as the original we can make a copy at the meeting in 38 seconds or less! Thank you Larry. By the way I got this program from Tenex. Call them on their 800 number for info on orders.

MAXISPRITES-In my article in our newsletter on this assembly program I had in mind to only make larger sprites. Further use of these sprites has allowed me to find another use for them. You can pile them on top of each other and create multicolor sprites. You are limited to four sprites on a line and the lower # sprites will cover the high ones.

Multientry assembly program-Jim Reiss of Asgard has shown me a way to eliminate much of the repeat statements in my program of last month. I haven't used it but it looks very good to me.

```

DEF UP,DWN,LFT,RT          LFT BLWP @DOIT
VMBW EQU >2024             DATA LFT1
WS BSS 32                 RT BLWP @DOIT
UP1 DATA .....         DATA RT1
DWN1 DATA .....         *
LFT1 DATA .....        DOIT DATA WS,*+2
RT1 DATA .....         LI R0,>S10
*                          MOV *R14+,R1
UP BLWP @DOIT             LI R2,8
DATA UP1                  BLWP @VMBW
DWN BLWP @DOIT            LWPI >83E0
DATA DWN1                 B @6A
                           END

```

J Johnson CR

TI-ARTIST PLUS

MATT ANDEL
TI-CHIPS

Ti-Artist has finally been updated to Ti-Artist Plus. There has been a lot of changes, plus there are three new sections.

The first section is A) Artist. There have been a few changes in this section. You now can control the cursor speed from fast to slow and also one step at a time. Another change is the fore and background color. The top colors are the background and the bottom colors are foreground. The circle and disc function has been modified to let you draw circles and discs and now also ellipses. There are also two new

functions on the menu:



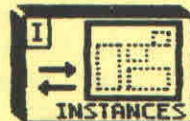
and



The arc function lets you pick two points and it will draw an arc between the two points. The color function will put the color bars at the bottom of your picture and you don't have to be going back and forth to change colors.

The second section is E) Enhancement. The only change here is that, there is no more font section. The new

function is:

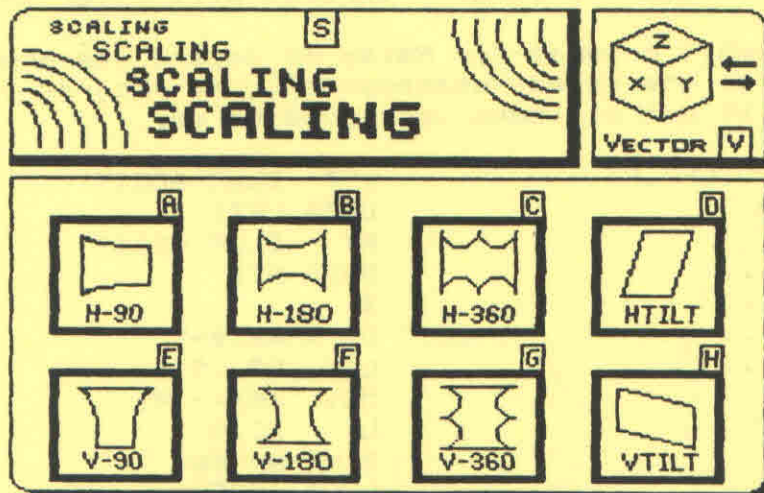


This function is not new but it

used to be under the slides function but not no more.

The third section is F) Font section. This is now under it's own section. The only new function here is you can now add a shadow to your letters.

The fourth section is brand new the V) Vector section.

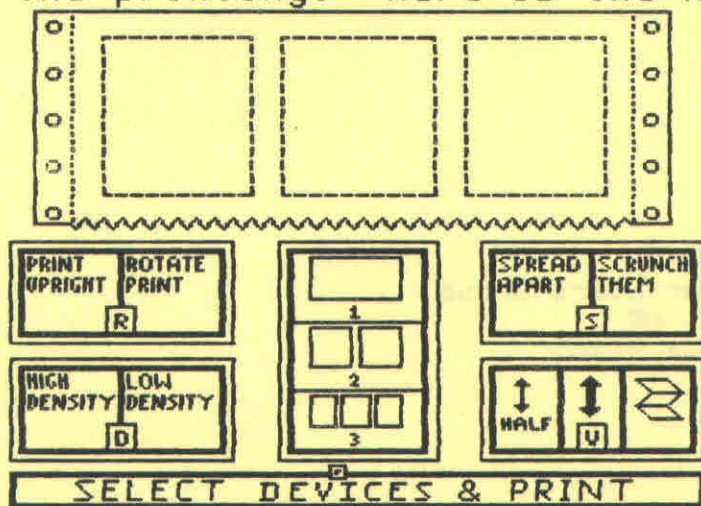


this is like a mini 3d cad program. You can save part of your picture as a vector. Then when you load that vector you can rotate it, spin it, tip it, or change the percentage of the X, Y, or Z scale. Changing the X, Y, or Z scale will enlarge or reduce that vector.

There is also a scaling function that will just enlarge or reduce your picture. This function is just like the program Artist Enlarge. (But Artist Enlarger will also enlarge or reduce font.) There are also eight choices A-H which are special effects. These will change your picture into a different effect. I like this section because I can rotate the vector to any angle I want.

The fifth section is M) Movies. This section will let you make your own movie or animation. This is just like the program Animator. To make a movie go to the movie section and create the file. Then go back to Ti-artist and make the first picture. Then go back to the movie section and use the file you made. Then append that picture. Now go back to Ti-artist and change your picture a little. Then go back to the movie section and append that picture. Keep doing this till you're done. Then just play your movie and watch.

The sixth section is P) Print section. This section does all the printing. Here is the menu:



You can print 1 to 3 pictures at once. You can rotate the picture, print it on a half of the page or the whole page. If you print more than one picture you can spread them apart or scrunch them together. Once you have set the option the way you want them then press P to print. If you have a color printer this will let you print in color. The only bad part about this section is that it takes forever to print.

The last two section are Input device and conversions. There has been no changes to these section.

When you save a file in Ti-Artist you will get an extension: _C for color of picture, _P for pattern of picture, _F for a font, _S for a slide file, _I for an instance, _V for a vector and _M for a movie.

NEXT MEETING

MONDAY, DECEMBER 11

6:30 PM --- WEST MUSIC COMPANY

DEMONSTRATION OF NEW SHAREWARE

LEARN SPANISH AND JAPANESE!

Cedar Valley 99'er Users Group
377 Cambridge Dr. NE
Cedar Rapids, Iowa 52402

Send To:

GARY BISHOP
124-222
3270 28TH AVE
MARION IA 52302