



T. I. S. H. U. G.

SYDNEY

Newsletter of the
Home Computer


April 83

NEWS

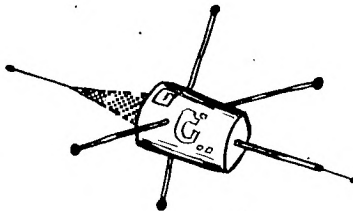


DIGEST

Texas Instruments
Users Group



COMPUTER COMMUNICATIONS IN THE 80's



2 Profile

with BRIAN LEWIS
(Co-Ordinator)



TI S.H.U.G. wants to set up Specialist Groups which can concentrate on local areas, and/or special languages or techniques. We have discussed this at various meetings and now is the crunch -- let us try it out in May. Several members have offered to lend their homes so members in a locality can get together for an evening and decide:

Do we, as a local group, want to meet as a small group on a regular basis?

Do we want to meet in a home environment, exchange programmes, ideas, and get to know each other better?

Do we want to specialise in a particular language, or the use of a particular accessory such as the speech synthesizer?

THE FIRST ROUND OF MEETINGS ARE DETAILED BELOW:

MERRYLANDS:at 11/26 Neil St, on the 18th MAY at 7:30p.m. Your host is VINCENT CERROTO, and he says he can host up to 12 people.

MacQUARIE UNIVERSITY:in building EBA -look for the signs, it is located between two buildings so ask the attendants for assistance. If you have your membership card you may avoid the 60c parking fee! Enter from Epping Rd. Your host is JOHN RAISON and his telephone #'s are 866364(W) and 889472(H) and the date is 23rd MAY-7:30pm

NORTH ROCKS:at 12 William Place on 25th May at 7:30pm and your host is TONY CASMIRI, telephone (H)6833415.

MIRANDA:at Computer Connection on Saturday afternoon(2pm) the 29th May in in their shop at 629 Kingsway, telephone 5261404.

COLLAROY:at 20/17 Frazer St, on 30th May at 7:30pm. Your host is...ME. Telephone 9829973

BONDI:at 63 Ocean Street, and your host is PETER VARGA who will advise dates and times at our next meeting.

On behalf of your Committee, I thank each of these members for their assistance in offering their homes. If any one else would like to help us, please let a Committee Member know, meanwhile, the success of this project depends on you - go along, have fun, and lets make these TI HOME COMPUTERS SING !!!

Brian Lewis.

```
100 :I *****
110 :I * F... BY *****
120 :I * * L SAKAC *****
130 :I * * E... 4/1983 *****
140 :I *****
145 CALL L... IONS
146 CALL CL...
150 CALL CO... (5,3,1):: CALL COLOR(6,3,1):: CALL COLOR(7,3,1):: CALL COLOR(7,3,1)
155 CALL CO... (4,2,1):: CALL COLOR(4,2,1):: CALL COLOR(2,6,1)
160 CALL CO... (8,9,1):: ON WARNING NEXT
170 CALL SCREEN(16)
180 CALL COLOR(13,9,1):: A$="FF0000(:.000000" :: CALL CHAR(128,A$)
190 I... LAY AT(1,1)BEEP SIZE(11):"CL.:"NAME" :: ACCEPT AT(1,14)SIZE(13)VALID
E(ALPHA):CN#
200 DISPLAY AT(3,1)BEEP SIZE(16):"GROSS INCOME ($)" :: ACCEPT AT(3,19)SIZE(7)VA
IDATE(DIGIT):GI :: DISPLAY AT(3,26)SIZE(3):".00"
210 DISPLAY AT(4,1)BEEP SIZE(25):"TAX INSTALMENTS PAID ($c) " :: ACCEPT AT(5,1
SIZE(11)VALIDATE(DIGIT " "):TIP
220 DISPLAY AT(6,1)BEEP SIZE(28):"TOTAL DEDUCTIONS ALLOWED($)" :: ACCEPT AT(7,
SIZE(7)VALIDATE(T "P):TDA :: DISPLAY AT(7,26):".00"
230 Q=0 :: R=0 :: AM=0 :: TP=0
240 IF GI<=494 THEN TP=1 THEN TP=0 :: GOT0 280
250 IF GI<=17893 THEN GI>=4195 THEN Q=4195 :: R=0.32 :: S=GOSUB 390 :: GOT0 280
260 IF GI<=35787 THEN GI>=17894 THEN Q=17894 :: R=0.46 :: S=4383.68 :: GOSUB 39
:: GOT0 280
270 IF GI<=35788 THEN Q=35788 :: R=0.60 :: S=12614.92 :: GOSUB 390
280 DISPLAY AT(8,1)BEEP SIZE(13):"CLIENT'S NAME" :: DISPLAY AT(8,16)SIZE(14):C
290 C... HCHAR(9,16:..8,13)
300 C... LAY AT(10,1):USING "GROSS INCOME *****.##":GI
310 DISPLAY AT(12,1):USING "TAX DEDUCTIONS *****.##":TDA
```



AUSSIE TAXHELPER
in Extended Basic

(CONTINUE)



At the last General meeting Peter Day, a teacher at a local Business school, gave a talk on some of the courses available to learn Basic. Questions from the floor stimulated valuable discussions on the ways and means of increasing one's expertise in computer programming.

Demonstrations of the April club software were given by Russell Welham, Igor Krimotat, and Lou Newhouse.

The members present voted on the club logo, and the winner was Manuel C. The prize to be awarded will be a 12 months TI S.H.U.G. membership. A total of 61 members and guests attended. At our next meeting we'll be talking about COMPUTER COMMUNICATION via Modems, and our June meeting will be a FULL-DAY TUTORIAL WORKSHOP on programming, then, at our JULY meeting Colin Stewart of MEMOREX will be our Guest Speaker. Colin will be talking about the manufacture, care & use of floppy discs.

At the last committee meeting, resulting from a letter received from Mr. Howard of Concord, a working Library Committee will be formed immediately. The key objectives of this committee will be:

- [1]. Complete Indexing of all programs
- [2]. Classify all programs.
- [3]. Issue special purpose tapes.
- [4]. Ensure a balance between various languages of monthly tapes.

Shane Andersen was voted unanimously a Life Member of the Club in recognition as the founder of the Club and the hard and unrewarded work done during the club's early days.

Regards,

John Robinson.

In previous issues of this publication, mention has been made about HCSC, THE HOME COMPUTER SERVICE CLUB, and here is some more news...

FOR THE SERIOUS USER OF TI'S HOME COMPUTER, A SUBSTANTIAL DISCOUNT ON THE REGISTRATION FEES OF PERIPHERAL EQUIPMENT IS BEING OFFERED. THE MORE YOU REGISTER, THE GREATER THE DISCOUNT.

| | | |
|--------------------------------|---|--------------|
| H.C. CONSOLE PLUS 1 PERIPHERAL | = | 20% DISCOUNT |
| " " " 2 " | = | 25% " |
| " " " 3 " | = | 30% " |
| " " " 4 " | = | 35% " |
| " " " 5 " | = | 40% " |
| " " " 6 " | = | 45% " |
| " " " 7 AND ABOVE | = | 50% " |

TEXAS INSTRUMENTS
AUSTRALIA LIMITED



H.C. CONSOLE, SPEECH SYNTHESIZER & MODULES DO NOT QUALIFY FOR DISCOUNT.

Example of typical system) 1st year...H.C. RS232, DISK CONTROLLER & DRIVE. REG; was \$66. Now it is \$52.20. Saving \$13.80

2nd year...H.C. RS232, DISK CONTROLLER, DRIVE#1, DRIVE#2 AND MEMORY EXPANSION. REG; was \$107. Now it's \$72.20

3rd year...H.C. TI BOX, RS232, CONTROLLER CARD, DRIVES 1,2,&3 MEMORY EXPANSION AND IMPACT PRINTER. REG; was \$171. Now \$105.50

For more information about the Home Computer Service Club, contact PAUL ENGLAND, CUSTOMER SERVICE MANAGER, TI (Australia) often very LIMITED.
6-12 Talavera Street, Nth Ryde. NSW 2113 (02.8871122).

 **COMPUTER
CONNECTION**

**THE T.I.
DEALER
IN THE
SOUTH**



 **COMPUTER
CONNECTION**

629 THE KINGSWAY,
MIRANDA, NSW 2228.
PHONE (02) 526 1404

SOFTWARE

THE TI-WRITER

The TI-Writer Word Processor is a vast improvement on conventional typing, no longer does one require liquid paper or extensive re-typing to produce quality output, using this excellent package makes the production of any sort of document quick and easy.

You can create, save, and print your documents with the Text Editor, or insert format commands into your document and print it using the powerful Text Formatter. The TI-Writer Word Processor has many of the features of the larger Word Processors. With the Text Formatter, such operations as overstriking and underlining, and right margin justification are made available, as well as setting margins and paragraph indentation, inserting blank lines, centering, and automatically numbering pages consecutively.

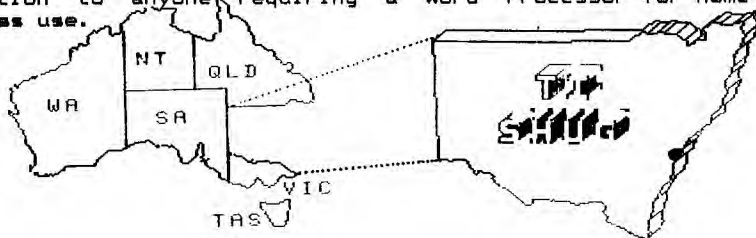
Creating a document with the Text Editor of the TI-Writer Word Processor is made easier with the Word Wrap feature that automatically moves words that exceed the right margin down to a new, automatically inserted blank line. This means you do not have to press a key at the end of each line as you would if you were using a typewriter. With Word Wrap, you simply type, and the Text Editor keeps your margins for you. Now, you don't have to keep looking back and forth from your text to the screen to see if you are running over the right margin. You can immediately see the benefits of having Word Wrap once you have used it.

With the Text Editor any type of document in paragraph form can be created using Word Wrap. Suppose your document needs a diagram, or a chart or table. These too can be created using the Fixed Mode of the Text Editor. In Fixed Mode, the Word Wrap feature is not activated so that inserting and deleting text will not cause Reformat to "readjust" the rest of your document.

It is also possible to use the TI-Writer to use any type of file in DIS/VAR 80 format so it is possible to use it to create files for later assembling by the TI Assembler package and as its editing features are even better than those of the Editor Assembler's this is a useful facility.

The package includes a quick reference card detailing the many functions of the program and a Manual which sets a new standard in program documentation. Included in the TI-Writer Manual are special tutorial sections on using the Text Editor and the Text Formatter. These two sections take you step by step through the creation, editing, and printing through the Text Formatter. At the end of the Manual is a reference section that lists the Function and Control Key combinations, the Command Mode Commands, and Text Formatter commands, as well as a Glossary section and an Index.

In conclusion the TI-Writer is an excellent product which will meet with the approval of all who use it and can be recommended without hesitation to anyone requiring a Word Processor for home or small business use.



modem technology

7

BRINGING COMPUTER COMMUNICATIONS TO THE PEOPLE

LUKE TO DAD: "Hey Dad! what's a MODEM/ACOUSTIC COUPLER?"

DAD: "Well son, it's a device that enables you to connect your TI Computer to the telephone. Then you can chat, with someone on another computer, either in the Sydney TI User Group, or Interstate and even Overseas."

LUKE: "Oh WOW!!! Can I use it to swap programmes, instead of getting them on tape from the club librarian?"

DAD: "All of the CLUB SOFTWARE comes from our Librarian, who gets it from members like ourselves. Other members write the programmes, and share them with the Librarian, so he or she can share them with us. To help our club Librarian in his or her massive task of distribution, we can also swap programmes we have already received, with others in the club. To answer your question...all we need to do is telephone another member of the club, that we know has a modem, and arrange to exchange programmes with each other."

LUKE: "But Dad! How come every one in our group doesn't have a modem?"

DAD: "Up to a short time ago, they were an item that only the rich could afford. Now that Modems are being made less expensive, they are becoming within our financial reach."

LUKE: "Do we need any other stuff connected to our TI, making it possible for us to connect up to a modem?"

DAD: "Well, we don't, because we have the PERIPHERAL EXPANSION BOX with the RS232 CARD. But many of the members cannot afford this expense."

LUKE: (turning to Shane, who just happened to be visiting them):
"Shane, have you ever used a Modem on your TI?"

SHANE: "Yep! sure have Luke. Infact I had a long chat via my computer, to a fellow & his wife, in DENVER COLORADO, U.S.A., via satellite, through the SOURCE COMPUTER in the States."

With the introduction (in JUNE/JULY), of TI's new WAFERTAPE, RS232, MINI PRINTER-PLOTTER & HEXBUS CONNECTER...COMPUTER COMMUNICATION will become more readily available. This will save others the expense of getting the Peripheral Box, And at our next COMPUTER CLUB MEETING on SATURDAY the 7th (2pm), ANDREW NUTTING & JOHN ROBINSON, will be sharing with us the fun & frustrations of using their MODEMS to communicate with each other. Plus we'll be asking the other members at that meeting, who would like to join us at OTC (Overseas Tele-Communication) one night through the week, for a display of modems in use via Satellite.

Infact LUKE, if you read through THIS SPECIAL CENTRE-FOLD, you'll be able to read about how to communicate from computer to computer."




MIDAS is an international data transmission service which utilises packet switching technology to enable Australian customers to gain access to overseas data networks and through them a wide range of online database and remote computing services.

MIDAS is designed primarily for low speed terminal-to-computer operation, but computer-to-computer operation is also possible.

The transmission techniques employed by **MIDAS** make it a highly economic service for Australian users.

8 *A solution to the problem of information gathering.*

Communications and your Home Computer.



By Andrew Nutting and John Robinson.

Perhaps one of the most exciting areas involved with the ownership of the 99/4A or the 99/4 is its potential as a communications device. At most elementary level you can use the word processor program that is available on tape and send messages through the Post by using cassettes.

While this method is satisfactory it leaves a lot to be desired. I realise that economic constraints affect us all but if you look at the number of command modules that you own and total the cost you may suprise yourself. For probably less than you've already spent you could have pursued a different line of expansion.COMMUNICATIONS....

"I dont know anything about that side of the computer you say"...

"Its really expensive isn't it?"...Well not really.....

for less than \$400-450 you can turn your computer into a really useful communications device. True that might sound like a substantial outlay but it is very good value for money.

HOW TO DO IT & WHAT YOU WILL NEED:

1) you will need an RS232 interface. This may be in the form of the new RS232 card (which also has the parallel port) or the older stand alone type unit which may be picked up second hand. This device is also necessary for "Printing".

2) the only other item that you will require is a MODEM. This device allows your computer to communicate with other computers over the phone. Modems that are currently available fall into one of three catagories: direct connect modems such as the \$199 Dick Smith (excellent performance and one of the cheapest) / accoustic couplers (At about \$400 they are more expensive but dont need any special Telecom Outlets also you must remove and replace the receiver to talk to the person on the other end) / and lastly kit modems at about \$150 - \$200 these may be good value as some appear to offer baud rates(the speed of data transfer) of up to 600 which is double that available on the two preceding modems)

While mentioning baud rates, to give you a rough idea of the speed of 300 baud it is similar to the time taken to load a program from a cassette recorder.

Okay assuming that you have aquired items 1 & 2 just what can you do with them ?

John and I knew very little about the potential of the system until we had gained knowledge through trial and trial. While I am sure that we will continue to find new alternatives here is a brief summary of what is possible at the moment.

A) programs can be exchanged by using the SAVE "RS232" & OLD "RS232" commands. You can both send and receive programs all for the cost of just one phone call.(using the word processor letters or files may also be sent)

B) Data files generated from such modules as the Personal Record Keeper, the Personal Report Generator and the Statistics module may be sent to a friend with a printer or with complementary modules.



9

"MAY THE SOURCE BE WITH YOU"
by Alwyn Smith

Brian & Antony Lewis have both been members of THE SOURCE for about a year and enables them to communicate with other computers around the world via this incredible media based in the U.S.A. Here is the minimum configuration required to establish the connection to the SOURCE.

- (1) TI-99/4 or 4A plus (a MUST if you want to connect to TEXNET and use its vast facilities for the TI HOME COMPUTER).
- (2) RS232 INTERFACE (this is required to connect an ACOUSTIC COUPLER or Modem to your system).
- (3) ACOUSTIC COUPLER or MODEM: this enables your system to send data over the telephone lines to anyone, but in this situation it establishes the link with MIDAS SATELLITE link in Sydney.
- (4) MIDAS Account (Application form from DTC in any State); this provides you with a User Name & Password which will enable you to connect to the U.S. 'PACKET SWITCHING' network via satellite, and through this you are connected to the SOURCE; MIDAS is accessed through a TOLL-FREE number from anywhere in Australia, there is no joining fee and the charges are about \$12/connect hour and \$.60c/1000 characters, billed to you monthly.
- (5) SOURCE Account (Contact Shane to arrange the connection for you in this regard); The SOURCE A/c provides you with a SOURCE ID & PASSWORD through which you have access to all the vast facilities of the SOURCE & TEXNET and you can change your password as often as you wish, for security. The joining fee is US\$100 & approx \$5.00US/connect hour non-prime time (9am to 10pm weekdays & all day Saturday & Sunday AUST; EST) or \$15/connect hour prime time (10pm to 9am weekdays) plus any storage (very cheap rates) if you maintain data files. This is all billed to your charge account monthly (see item #6).
- (6) CHARGE CARD Account: i.e. Overseas Bankcard (VISA or MASTERCHARGE) or AMERICAN EXPRESS. This item is necessary because the SOURCE will only bill in US\$ and via a charge account, so you cannot connect to the SOURCE without one - TIME TO BUTTER UP THE BANK MANAGER; an Overseas Bankcard costs about \$25pa renewable yearly.
- (7) TERMINAL EMULATOR Module: (If you wish to access TEXNET then you must have the TE#2, otherwise TE#1 will suffice). These are required to convert your system into a terminal so that it can be commanded by the host system, i.e. the Source. Shanes TECHO-SHEET#1 (available upon request via the club or at Computerwave provides you with the wire configuration of the adapter cable between the RS232 Interface & SENDATA MODEM 700.

C) If you own a Terminal Emulator II you can either send stored letters or information to anyone who also has a TE.II the messages can also be spoken if you have the speech synthesiser connected.

D) Avid readers of the 99'er magazine will also know of the recent release of software games that can be played by two or more people via phone lines, RS232's and Modems.

While this article doesn't pretend to be any more than a skimming of the surface on communicating with your computer John and I hope that it gives you enough encouragement to launch into this exciting new area.

We hope to hear from you soon

John & Andrew.overf.



WE ARE PROUD TO ANNOUNCE
OUR NEW, **LOW COST,**
MULTI-SPEED, HIGH FUNCTION
COMMUNICATIONS MODEM. THIS
AUSTRALIAN DESIGNED AND
MANUFACTURED PRODUCT IS NOW
AVAILABLE FROM YOUR DEALER.



THE UNIVERSAL DATA MODEM-1200

FUNCTION

The **UDM-1200** allows you to connect your micro-computer or VDU to other micros, VDUs mainframes or public data bases such as The Australian Beginning, INFONET, I.P Sharp, through your home telephone line.

SIMPLICITY

The **UDM-1200** is extremely simple to use. Just plug it in and communicate. No need to keep attaching each time. Lets your micro communicate when you're not there.

SPEEDS

Selectable between 300/600/1200 bits per second under manual or computer control. The **UDM-1200** handles all the common public network speeds. High speed 1200 bps communications will cut out the tedious and give massive savings on STD and connect time charges. Speeds can be set manually or by your computer. Thus on a dirty line you can automatically switch to a lower speed.

INDUSTRY STANDARDS

Supported are the CCITT V21 and V23 using the RS232C interface. These are the standards used in Africa and Europe, so you can interface with all of all VDUs, micros, minis, data bases offered in Australia. The Bell 103/113, 108 and 202 standards are also supported so you can dial direct to the U.S.A.

AUTO DIAL

Under your computer's control. This will save you time and eliminate mistakes when making connections. It allows unattended operation by monitoring or security systems.

AUTO ANSWER

Lets you access your computer remotely. You can easily set up your own private (or public) data base.

PHONE

The modem only ties up your telephone when you are actually communicating. It can be used normally at other times.

TELECOM APPROVED

Approval No. C83/37/1020. This means you are allowed to connect to the telephone network.

SELF CHECK

A loop back facility offers you the ability to test the modem by a flick of a switch. This is a simple way to identify problem areas.

INSTRUCTIONS

The **UDM-1200** comes with a simple User Manual, which not only shows you how to set up and use the modem, but also provides a guide to application uses, public data bases, and communication gateways open to you.

SOFTWARE

MICRO TECHNOLOGY has software available to give you low cost communication functions, to help you utilize your **UDM-1200** to its fullest.

WARRANTY

A 12 month warranty is offered with each modem. Then a low-cost maintenance agreement is available to protect you in case of hardware problems.

MODEM TECHNOLOGY is a division of HIGHLINE SYSTEMS SPECIALISTS PTY. LTD an Australian owned company specialising in high technology development.
Suite 1, 55-65 Phillip Street, Parramatta, 2150. Telephone: (02) 635 9618
Postal Address: P.O. Box 778, Crows Nest, 2065

```

20  DISPLAY AT(14,1):US:.. "TAXABLE INCOME. #####.##":TI
30  DISPLAY AT(16,1):US:.. "TAX PAYABLE #####.##":TF
40  .."FLAY AT(18,1):US:.. "TAX INSTALMENTS #####.##":TIP
50  .."HCHAR(128,128,20,
60  RP=(TIP-TF)+TDA
70  DISPLAY AT(20,1):USING "REFUND (+)/PAYABLE (-)
#####.
80  RP
90  GOTO 410
00  TI=BI-Q :: TF=S+(TI*R)
100 RETURN
110 CALL HCHAR(22,17,128,12)
120 DISPLAY AT(23,1)BEEP:"DO YOU WANT ANOTHER CLIENT, Y/N Y" :: ACCEPT AT(24
130) VALIDATE("NY")SIZE(-1):Z#
140 IF Z#="Y" THEN 170
150 CALL CLEAR :: GOTO 3000
160 SUB DI ..IONS
170 ..INT S ..N(4) :: CALL CLEAR
180 ..INT S ..S PROGRAM WAS WRITTEN BY NEIL SAKAC TO HELP WORK OUT THE TAX FOR A
PERSON. At
190 PRINT "ULTIMATELY WORK OUT THE MONEY THAT WILL EITHER BE REFUNDED OR P
200 PRINT "IF THE NUMBER IN THE REFUND/PAYABLE ROW IS POSITIVE THEN THE
210 ..ION HAS THE AMOUNT OF MONEY REFUNDED TO THEM"
220 PRINT "AND THE REVERSE IF THE NUMBER IS A NEGATIVE."
230 ..PRINT :: INPUT "PRESS ENTER TO CONTINUE":U#
240 ..ID
3000

```



Those of you that have purchased the new EXPANSION BOX and RS232 CARD may wish to save money by using the parallel port provided by the new card. This additional port will allow you to connect a printer with a centronics interface, saving you about \$100-\$200. The interface cable that I will describe works on an MX-100 and should work on similar printers, at the very worst you will have a good start along the way to using any standard printer with a centronics port.

I think that the hardest part of the task was to obtain the parts, and then find out how the pins on the TI's port are numbered.

WHAT YOU WILL NEED:

- [1] A suitable male plug for the printer (26 pin)
- [2] A 16 pin T & B Ansley polarised plug (I think that it comes from the series know as "BLUE MAX")
- [3] 2 meters of ribbon cable.

The 16 pin plug is wired as follows: Pin 1 is denoted by the " " symbol. Other pins can be found 2 below 1... and at the other end 16 below 15.

WIRE THE CABLE AS INDICATED...

"P.L.O": RS232

"P.R.I.N.T.E.R."

| | |
|------------|--------------------------------|
| PIN 1..... | PIN 1 |
| 2..... | 2 |
| 3..... | 3 |
| 4..... | 4 |
| 5..... | 5 |
| 6..... | 6 |
| 7..... | 7 |
| 8..... | 8 |
| 9..... | 9 |
| 10..... | 11 (BUSY) |
| 11..... | 19 (EARTH) |
| 16..... | (optional).....any other earth |

CORRECTION TO "OLDIES BUT GOODIES 1"

NUMBER SCRAMBLE

Line 2100 Should read GOTO 1830
Not GOTO 1840
Line 3200 Should read IF KEY+1=1
THEN 3270
Not IF KEY=0 THEN 3270

These corrections will make the game run correctly giving you more details.


PS: The Dick Smith Modem also works well with the RS232 connected as follows: RS232/MODEM... 1/1, 2/3, 3/2, 7/7, 20/8.

GOODLUCK AND GOOD PRINTING !



Yes it's our INTERNATIONAL MAGAZINE crammed with News & Views, and programmes too. The MARCH ISSUE is now available at the next club meeting. The April issue (out soon) reviews MULTIPLAN, HOME COMPUTER CRYPTOGRAPHS, FUN WITH SPRITES, plus loads of programmes.

Be sure to get your 99'er at your club meeting, or phone (02)7976313 -TERRY to obtain your personal copy if you can't make it to the meetings.



HELLO: T.I.S.H.U.G. GROW



Younger Set

*HUSTLE with JENNY

*VIDEO GAMES
*TUNNELS OF DOOM

O.K. Here we go with this month's HALL OF FAME....

| GAME | SCORE | PLAYER | COMMENTS |
|----------------|---------|-------------|-------------------|
| ATTACK | 99800 | S.HODGES | LEV 4 S.D. 9 |
| CAR WARS | 79490 | F.DOBE | STAGE 10 2 & 1 |
| MUNCHMAN | 187770 | R.TURNANSKY | STAGE 45 |
| PARSEC | 3562000 | E.KING | No Details |
| FINBALL | 1068460 | A.LEWIS | N/A |
| TI INVADERS | 32816 | A.LEWIS | No Details |
| TOMBSTONE CITY | 90650 | C.PHILLIPS | Day 12 |

>>> COMPETITION <<<
ENTRY FORM.

*ZAP
A Y I T I H J E S E
M K L U I U F I E E
A U K N V N E O V E
Z P U N X T R L S Z
E A D E L T U D R T
I Z J L L H T I A H
N O Q S Z E N E W A
G R M O C W E S R Y
D E U F K U V B A U
D Z N D K M D U C B
N C C O C P A T M X
I H O A U L G B S
M N M M J S R O L R
A D A Y K U Y O A E
P O N W C S T D S D
U O T W A U I I T A
S R L K L W C E O V
C S Z D B W E S P N
E O M I A X N T I I
S C E A C V O H N F
R C O B I I T A B E
A E T L K D S N A Z
P R C O F E B G L A
G R A L O O M M L M
J A T E D G O A L D
P T C L T A T N N R
H T I T B M D W T O
B A T S A E A S O W
A C S U L S O Y E Q
O K I H L O T F T Z

*INVADERS *ADVENTURE *WORDMAZE

A WORD OF WARNING: VERIFICATION MUST BE SUPPLIED. As of this month, I CANNOT accept any scores without written verification. (A BOOK FOR THIS PURPOSE WILL BE AT ALL FUTURE MEETINGS).

On a brighter note, thanks to Andrew Liell and all members who sent in their high scores for PARSEC. Keep practising! Stuart Downes also wrote to say that he had achieved 99 wins without a miss in A-MAZE-ING. The set-up being used was 'CHEESEHUNT, BLIND-MAZE, 2 CATS, FAST MOUSE'.

This month, we have a super competition, the prize being a \$50 open order at COMPUTERWAVE. O.K. All you have to do is to go through this newsletter, and find the names of SOME TI GAMES. As a clue, the words will have an asterisk printed next to them. When you have all 26 words, make a list of them, and then find them on the maze below, and post your entry to:-

*HANGMAN

Name _____

Address _____

Y O U N G E R S E T , *FOOTBALL
 6 3 H I M A L A Y A C R E S *TOAD
 S E V E N H I L L S , 2 1 4 7 .

*ATTACK

*BLACKJACK

The winner will be presented with his/her prize at the big WORKSHOP DAY in June. So go to it!!

If there are no correct entries, the prize will be forfeited, and re-offered at a later time.

*SUPAMIND

*PINBALL

Don't forget, if you are under 18, this is your page! So feel free to send me your programmes or high scores.

*CAR WARS *TI TAC TOE UNTIL NEXT TIME. *A MAZE ING *YAHTZEE

*OLDIES BUT GOODIES

*HUNT THE WUMPUS

Jenny

*BLASTO


COMPUTER WAVE

15

All Correspondence to:
Box 268
GPO Sydney
N.S.W. 2001

PTY LIMITED

Lower Ground Floor
GRACE BROS. Sydney Store
George and Market Streets
Sydney
Tel: 238 9984



TO BE THE LARGEST TI HOME COMPUTER RETAILER IN AUSTRALIA, WE MUST BE DOING SOME THING RIGHT !!!

WE HAVE THE BIGGEST RANGE OF BOTH SOFTWARE AND HARDWARE JUST FOR YOU, OUR VALUED TI COMPUTER USER & CLUB MEMBER.

COME IN AND CHECK OUT OUR RANGE...PRICES HAVE JUST GONE UP DUE TO THE DEVALUE OF THE AUSTRALIAN DOLLAR, BUT ANY STOCK THAT WAS PURCHASED BY US BEFORE THE DEVALUATION, WILL REMAIN AT THE OLD PRICE UNTIL STOCKS ARE GONE.

And now, here are some items we believe, you'll want to know that we have just for you...

No longer do you have to hassle over converting those ATARI type JOYSTICKS to go on your TI-99/4(A), for \$25.00 we've got the answer... "THE JOYST ADAPTOR" All the conversions are done for you inside this black box. A must if you want to use those REMOTE CONTROL JOYSTICKS etc.

We also have stocks of the powerful TI WRITER at only \$109.00 (A saving of \$40.) plus the ALL NEW "MICROSOFT MULTIPLAN" and other Business programmes.

IN A WEEK OR SO, WE'LL BE GETTING IN SHIPMENTS OF THE 126 PAGE BOOK ENTITLED...


" Programs for the TI HOME COMPUTER" by Steve Davis.

This huge book will retail for only \$23.95 and is crammed full of nothing but PROGRAMMES for your computer. It has 51 programmes for you to type in, in both TI & EXTENDED BASIC. It also has a huge adventure program called ADVENTURE IN OZ This is one publication you won't want to miss out on.

Other items include...ANTI-STATIC DUST COVERS, 3rd PARTY SOFTWARE like DIABLO and TOAD.

You can order by phone or mail by either providing us with your BANKCARD, AMEX or GRACE BROTHERS CREDIT CARD NUMBER.

SHOW YOUR MEMBERSHIP CARD for Cash or Cheque purchases, and you'll get the 5% TI.S.H.U.G. CLUB DISCOUNT.



TEXAS



INSTRUMENTS

```

*****
* PROGRAM TO CLEAR THE SCREEN IN A CURTAIN EFFECT SCROLLING *
* USED WITH CALL LINK("CS") FROM BASIC OR EXTENDED BASIC *
* IF USING MINI-MEM, THE LABEL "CS" MUST BE INCLUDED IN THE *
* REF/DEF TABLE ALONG WITH THE ADDRESS >7D00.REFER TO THE *
* LINE BY LINE MANUAL. DEF CS WILL DO THIS AUTOMATICALLY IF *
* YOU ARE USING THE EDITOR/ASSEMBLER. BY MANUEL C.*
*****
WD EQU >8C00
WA EQU >8C02
RD EQU >8800
CS DEF CS REMOVE IF USING LINE BY LINE ASSEMB.
MOV R11,R10 SAVE BASIC RETURN ADDRESS
LI R3,16 16 SIDE SCROLLS
S0 LI R4,15 15 COLUMNS ON EITHER SIDE
LI R5,30 ADDRESS OF RIGHT SIDE
LI R6,1 ADDRESS OF LEFT SIDE
LI R2,24 24 ROWS PER COLUMN
S1 MOV R5,R0 LEFT SIDE ADDRESS TEMP. IN R0
BL @SR READ CHAR AT LOCATION R0
MOVB @RD,R1 MOVE THAT CHAR TO R1
INC R0 NEW SCREEN LOCATION OF THAT CHAR
BL @SW SET ADDRESS OF NEW LOCATION
MOVB R1,@WD WRITE THE CHAR TO NEW LOCATION
MOV R6,R0 RIGHT SIDE ADDRESS TEMP. IN R0
BL @SR READ CHAR AT LOCATION R0
MOVB @RD,R1 MOVE THAT CHAR TO R1
DEC R0 NEW SCREEN LOCATION OF THAT CHAR
BL @SW SET ADDRESS OF NEW LOCATION
MOVB R1,@WD WRITE THE CHAR TO NEW LOCATION
AI R6,32 NEW SCREEN POSITION FOR LEFT COLUMN
AI R5,32 NEW SCREEN POSITION FOR RIGHT COLUMN
DEC R2 24 ROWS PER COLUMN COUNTER
JNE S1 MORE ROWS TO FINISH THAT COLUMN
LI R2,24 NEW COLUMN
AI R5,-769 NEW POSITION OF RIGHT COLUMN
AI R6,-767 NEW POSITION OF LEFT COLUMN
DEC R4 15 COLUMNS ON EITHER SIDE COUNTER
JNE S1 MORE COLUMNS
CI R3,16 FIRST TIME AROUND?
JNE S3 NO.
* FILL MIDDLE TWO COLUMNS WITH BLANKS 1ST TIME AROUND
LI R0,15 POSITION OF MIDDLE COLUMNS
LI R1,>8000 SPACE CHARACTER
LI R2,24 24 ROWS PER COLUMN
S2 BL @SW SET ADDRESS
MOVB R1,@WD BLANK AT THAT ADDRESS
MOVB R1,@WD BLANK AT NEXT ADDRESS
AI R0,32 NEXT SCREEN POSITION
DEC R2 COUNTER
JNE S2 NOT FINISHED
S3 DEC R3 NUMBER OF SCREEN SCROLLS COUNTER
JNE S0 MORE SCREEN SCROLLS
B *R10 RETURN TO BASIC
* SET WRITE ACCESS ADDRESS IN VDP *
SW ORI R0,>4000 ENABLE THE WRITE FLAG IN VDP
* SET READ ACCESS ADDRESS IN VDP *
SR SWPB R0 SWAP BYTES
MOVB R0,@WA WRITE LSB OF ADDRESS TO VDP
SWPB R0 SWAP BYTES BACK; TAKES TIME
MOVB R0,@WA WRITE MSB OF ADDRESS TO VDP
ANDI R0,>3FFF REMOVE WRITE FLAG FROM R0
RT
END

```

JUMPING JACK ON THE 99/4
by Brett Pijan

Here is a demonstration game that I call Jack in the minefield, or Jumping Jack. It shows how to use the 4 arrow keys; S, E,D, and X as well as the 'corner keys'; W, R, Z, and C, to move a character around the screen. The program also keeps score and keeps a running high score. This program serves as a starting place for a wide number of run-through-the-maze games. If I counted right, it has only 83 lines.

```

100 CALL CLEAR
101 CALL SCREEN(9)
102 SCORE=0
110 PRINT "          JUMPING JACK":;:;:;:;:;:
120 FOR DELAY=1 TO 16
121 CALL SCREEN(DELAY)
122 CALL SOUND(100,DELAY*DELAY+110,0)
130 NEXT DELAY
140 PRINT " TRY TO JUMP THROUGH THE"
150 PRINT " MINEFIELD, JACK. EACH"
160 PRINT " JUMP IS WORTH A POINT !":;:;:;:;:;:
170 FOR DELAY=1 TO 1000
180 NEXT DELAY
190 REM TWO JUMPING JACKS
200 CALL SCREEN(3)
210 CALL CHAR(96,"18187E9999244281")
220 CALL CHAR(97,"18187E3C5A242466")
230 REM FLASH
240 CALL CHAR(104,"914A3455AA548A11")
250 REM MINE
260 CALL CHAR(112,"0000000000387C38")
270 CALL COLOR(9,11,3)
280 CALL COLOR(10,10,3)
290 CALL COLOR(11,13,3)
300 ROW=12
310 COL=16
315 CALL CLEAR
320 CALL HCHAR(RND*23+1,RND*31+1,112)
330 CALL HCHAR(ROW,COL,97)
340 REM START JACK
350 CALL KEY(0,KEY,STATUS)
360 REM IF STATUS=0 THEN 350
370 OLDROW=ROW
380 OLDCOL=COL
390 IF KEY<>83 THEN 420
400 COL=COL-1
410 GOTO 660
420 IF KEY<>87 THEN 460
430 ROW=ROW-1
440 COL=COL-1
450 GOTO 660
460 IF KEY<>68 THEN 490
470 COL=COL+1
480 GOTO 660
490 IF KEY<>82 THEN 530
500 ROW=ROW-1
510 COL=COL+1
520 GOTO 660
530 IF KEY<>69 THEN 560
540 ROW=ROW-1
550 GOTO 660
560 IF KEY<>67 THEN 600
570 ROW=ROW+1
580 COL=COL+1
590 GOTO 660

```

A QUICK HINT !!!!!!!!!!!!!!!

FOR THOSE OF YOU WHO ARE LUCKY ENOUGH TO HAVE THE SPEECH SYNTHESIZER & TE#2 MODULE, YOU MAY LIKE TO TRY THIS OUT..... To get your console(with the above items),to read program listings aloud, simply type... LIST"SPEECH" and press enter. Other formats include... LIST"SPEECH":100,LIST"SPEECH"100-, and LIST"SPEECH":100-200 etc. It's great if you want to check a printed listing,and not bother about looking at the screen.

17

```

600 IF KEY<>88 THEN 630
610 ROW=ROW+1
620 GOTO 660
630 IF KEY<>90 THEN 320
640 ROW=ROW+1
650 COL=COL-1

```

```

660 CALL HCHAR(OLDROW,OLDCOL,32)
670 CALL GCHAR(ROW,COL,MINE)
680 CALL HCHAR(ROW,COL,96)
690 CALL SOUND(25,-7,0)
700 CALL HCHAR(ROW,COL,97)
710 SCORE=SCORE+1
720 IF MINE=112 THEN 740
730 GOTO 320
740 CALL HCHAR(ROW,COL,104)
750 CALL SOUND(1000,-6,0)
760 CALL COLOR(10,16,3)
770 CALL SOUND(1000,-7,0)
780 PRINT " YOU GOT BLOWN UP, JACK !!"
782 IF HIGH<SCORE THEN 785
783 IF HIGH=SCORE THEN 785
784 GOTO 790
785 HIGH=SCORE
790 PRINT "          YOUR SCORE ";SCORE
791 PRINT "          HIGH SCORE ";HIGH
800 FOR DELAY=1 TO 2000
810 NEXT DELAY
820 GOTO 100
830 END

```

TI.S.H.U.G. PO BOX 149,
Pennant Hills, N.S.W.2120
John Robinson (Secretary)8480956.

CO-ORDINATOR: BRIAN LEWIS 9829973

"TI.S.H.U.G. NEWSDIGEST"
P.O.BOX KX101, Kings Cross,
N.S.W. 2011
Shane Andersen (EDITOR)W:2315791.

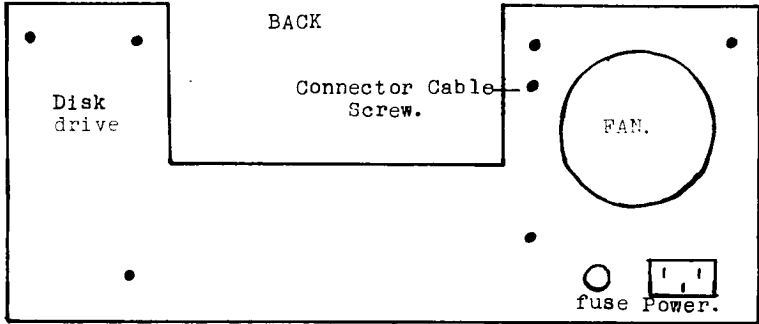
TREASURER: Terry Phillips. 7976313

"PROGRAMMERS CRISIS LINE"
Graeme Hollis 992229

EDUCATION CO-ORDINATOR:
Peter Lynden 6357841.

SOFTWARE LIBRARIAN:
Manuel Constantinidis 5971069

WHOSHOW
 up no
 at
SHUG
 ?



Remove the Cover.

Pull on/off knob off.

Remove all Phillips head screws on every panel.

Remove the dummy disk drive cover.

The front of the box should slide away from the back allowing you to work on the power supply.

Changing to 240V. working.

The wire going to the bottom front terminal of the switch has a connector in the lead. Carefully pull this connector apart.

Lift the Orange wire off the terminal strip near the switch and connect this lead to the switch.

The Red lead that was removed from the connector can be placed on the terminal strip where the orange wire was removed.

Change the plug on the power cord to the Australian type ensuring the active wire goes to the fuse. On my cord blue-active, brown-neutral, green/yellow-earth.

Assembling the Unit.

Slide the two halves together, if you are fitting the disk drive leave the screws out on the drive side of the back cover this allows you to get the connection cable in, Else screw unit together and happy computing

P.S. Replace on/off switch knob by pushing straight in.