

SouthWest Ninety-Niners

APRIL 1991

P.O. Box 17831 Tucson, AZ 85730

OFFICERS

BJ Mathis - President
Tom Wills - Vice President
Ed McCullough - Secretary
Larry Newman - Treasurer



NEWSLETTER

BJ Mathis - Editor
Larry Newman - Assistant



LIBRARY

BJ & Jack Mathis - Co-Chairmen
Ida McCargar - Fairware/Disk Librarian
Lending Librarians
Richard Baron, Mike Doane & Dale Ussery

ATTENTION MEMBERS



MEMBER'S MEET

Thursday, April 4th at Devon Gables Health Care Center in the Executive Dining Room at 6150 E Grant across from the Price Club at 7pm. Chris Mathis will show us *Backsteine*, a new game from Comrodine. Tom Wills hopes to show off the new RAVE 99 Peripheral Expansion Box. Pat Craig is going to demonstrate a project he has been developing.

GRAPHICS WORKSHOP

Friday, April 19th, 7pm at Dale Ussery's home - 9337 N Hampshire - 575-1398.



EXEC MEETING

Second Monday of each month at 6:30pm (April 8th). Johnie's Restaurant 23rd & Alvernon - All SW99ers welcome.

The Cactus Patch

♦ SYSOPS ♦
TOM WILLS
EDWARD HALLETT
BJ MATHIS
♦ 24 HRS-7 DAYS ♦
♦ PARITY-BN1 ♦
♦ PARADIGM ♦
♦ BBS ♦

⇒ 602-290-6277 ⇐

—SOUTHWEST—
NINETY-NINERS

TI USER GROUP
—TUCSON AZ—

GENEVE USERS

Second Tuesday of each month at 7:30pm (April 9th). Ida McCargar's 5428 Madison Strav. - 294-3024.



GENERAL USERS

Third Tuesday of each month at 7:30pm (April 16th). Mathis' home - 5941 E 26th - 747-5046.



ADVANCED LANGUAGES

Fourth Tuesday of each month (April 23rd) at 7:00pm. Rod Stallard's home - 7575 E Logan Dr - 745-6071.

THE ALTMAN FAIRWARE LIST

FEBRUARY 1991 UPDATE



The Altman Fairware List was passed on to the SouthWest Ninety-Niners last year. Ida McCargar combined the list with the SW99ers Disk Library List, and then added over 150 more titles to the Altman Fairware List. This latest list includes over 400 titles and a subject index. It is available by mail for \$2. You can choose to receive it either pre-printed or on disk. The SSSD unarchives to 591 sectors and prints to over 30 pages. Send a check to SouthWest Ninety-Niners, PO Box 17831, Tucson AZ 85730.

Announcements of new fairware may be sent to the above address. They should include a short description of the program(s) and the author's address.

PRESIDENT'S CORNER

by BJ Mathis



The Mathis Family and Ed McCullough visited the VAST User Group meeting on March 9th. We were there to answer their questions and encourage them to sponsor Fest West '92. They set up a committee to check with local hotels and get some ideas of the cost of sponsoring Fest West '92 in Phoenix. They indicated they would like to wait until their April 13th meeting to make a final decision. Some SW99ers are planning to attend that meeting, also. If you are interested in joining us on the trip to the Phoenix area, please let me know. We can make arrangements to share the ride if you wish.

Somehow it has come down to me to find and encourage groups to sponsor Fest West. I didn't ask for the job, and I didn't get officially elected, but no one else seems willing to take on the responsibility.

The TI Community needs people who are willing to take on responsibility. Many groups are moaning about not having officers, librarians, etc. We, of SouthWest Ninety-Niners are very lucky. We have had, at least, two contenders for every office every year I can remember. We have plenty of volunteers for our library, and many hard workers in every area we need them. The response to the need for workers at Fests we have attended and the one we sponsored was excellent. I wish I knew exactly what we do differently that keeps the enthusiasm going.



I would like to challenge other groups in the SouthWest to begin thinking NOW about Fest West '93. It has been suggested to me that perhaps the Fest could go to Utah or Colorado, maybe Northern California or Reno, or back to San Diego or Las Vegas. Fest West was designed to serve the southwestern area of the U.S.A. It is the only "traveling" TI fair in the world. Every group that has sponsored Fest West has gained members and, at least, broke even on the costs involved. If your group is interested, please start looking into the possibilities, NOW! It would be great to begin promotion of Fest West '93 at Fest West '92!



MEMBERSHIP REPORT

Twenty-nine members attended the March '91 meeting. LeRoy Allen, Kip Wagner, Floyd Craft, Richard Baron and Ed McCullough renewed their memberships. Helville Lentchner of Green Valley, AZ 85614, (602)625-9058 joined SW99ers in March. There are now 64 members of SouthWest Ninety-Niners.

MARCH SW99ERS' MINUTES

Thursday March 7, 1991



1. Question & Answer period was conducted by Ed Hallett.

Q. When I first logged onto Cactus Patch, I was given the option of choosing my screen width. Now, I want to change it. How do I do that?



A. From the main menu press "S" for Screen Width, that will take you back through the prompts to change screen width.

Q. What does FunnelWeb do?

A. It apparently began as a Word Processor and was expanded into a MENU with access to other programs, in the manner of an Operating System. The MENU lists the loaders for many programs, but only the Editor, Formatter and Disk Manager are immediately available. Other programs can be accessed, if they are copied onto the FunnelWeb Disk. FunnelWeb is available from the Group Library: 4 SSSD Disks for \$8.00; 2 DSSD or SSDD Disks for \$4.00; or 1 DSDD Disk for \$2.00.

2. A Tiler of New York requested some information from us about program and hardware availability.

We sent him our January newsletter as part of our response. He has, since contacted everyone listed in Wise Buys section of that newsletter. He wants hardware and/or software sent to him immediately, stating he will send the money as soon as he gets the items. He convinced Ida to send him a modem and cable in January, she has not received the money. Sellers beware! Insist on payment first!



3. For those who are interested, we have a number of empty cardboard Biskette boxes available for the asking.

4. Several members, who did not write an item for the newsletter, were asked to give their impressions of FestWest91. The consensus was the Fest was great, but the space was a bit cramped.

5. While at FestWest, we obtained a copy of Multiplan version 4.02 for the Club Library. If you have version 4.0, we will upgrade it for you. The changes are also included in the TI-TAX program, which was demonstrated by its author, Bill Chavanne, at Fest West '91.

6. At the Fest Barry Traver told us he had just received TIPS version 1.8. Barry Traver is working on the official TIPS v1.8 and we will get a copy of it as soon as it is available. TIPS v1.7 is available from SW99ers Library. It is so large that it is Archived. To obtain it, you must pre-order it. It is available to members as follows: 18 SSSD Disks for \$18.00; 9 SSDD or 9 DSSD Disks for \$9.00; or 5 DSDD Disks for \$5.00.

7. There is the possibility that VAST (Phoenix) will host FestWest92. Some of us are planning to attend their user group meeting next Saturday, to give some input and answer questions to help them make a decision. We hope they will do it. We will host FestWest92, if Phoenix decides against it. We would rather it be rotated to other cities, so it doesn't become identified with one location.




8. The Altman Fairware List is our Disk of the Month this time. It is available on hard copy, also.

9. BJ Demonstrated PIXBASE from Comprodine.

Ed McCullough, Secretary

DISK-OF-THE-MONTH

APRIL 1991



by *Ida McCargar*

Programs on April DOM include:



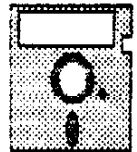
TOUCHPRINT by David Sagers. Miscellaneous printer and Writer utilities. This is Fairware and I don't know if the address on the disk is correct. If anyone has information, please let me know. To help you distinguish which files belong to this program, I have inserted a ♯ before each file. I suggest copying those files to another disk and removing the ♯'s.

EASTER CARD programmed by Jane E. Leeson. This can be loaded from XB with the loader, or directly from EA/5 or BOOT.



SHASH by Bud Wright. A DV/80 file printing utility that allows up to 216 lines of 80 col text on one page. Saves paper if you have a lot of docs to print. For TI or 9640.

TINY D/LIB by Glenn Bernasek. Catalogs disks in DSX1 and appends to D/LIB, a DV80 file on DSX2. The file can then be edited and printed with Writer. If you want a very brief catalog of your disks with just the disk title and file names, this may be for you.






The file D/LIB is a catalog of this disk, using the program. You may print the file to see what it looks like.



MAR-P7/ARC - Page 7 of SouthWest 99ers March newsletter using PIXBASE. (Archived with a README file.)

DOMs are available FREE to SW99ers attending the membership meeting each month. If you are unable to attend the meeting, members may buy DOMs for \$1, either at a later meeting or by mail (no extra cost by mail). Non-members should send \$2 for each DOM requested.

Cassettes are prepared each month for members with "cassette only" systems. The COMs are FREE to "cassette only" members who attend the membership meeting each month or for \$1 as outlined above for DOMs.

SWSS & NOTES




Our financial institution Pine Savings was purchased by Bank of America. The RTG effected this, and we have until August 15, 1991 to arrange to continue our account with B of A. The bank want us a deposit agreement to sign, and send in.

We're paying back loans to members, and have \$1051.83 in the account. After Fest 1990 last year we had a balance of \$1011.10. The low point for our account was in November when we had a checkbook low of \$373.38.

Overall it seems like we're in good shape financially. We might look into getting some volume discounts on printer ribbons. Sizzorl wants \$4.85 for a 40-1000 ribbon, to pass on savings to members, and asks a penny or 2 for the effort to benefit the club as a whole.

We subscribe to Vulcan's Computer Monthly and we all can use it to find our own best deals.

LARRY NEWSON

PIXEASE FROM COMPRODINE

by BJ Mathis



The March/April 1985 SouthWest Ninety-Miners Newsletter included my first effort as a newsletter contributor. In December 1983, I became the Associate Editor. In February 1987, Jack and I became Co-Editors. January 1989, Jack admitted he no longer had time to help with the newsletter and I became the sole Editor. November of 1990 Larry Newman began helping me with graphics and proofreading of the newsletters. Throughout all this time, I have looked for ways to improve the looks of the newsletters and increase the amount of information available within it.



By going to condensed print in March of 1988, I was able to print one and one half times the information as before. A simple graphic was added to the title page in November 1985. Graphics were added from time to time through the use of glue sticks. A 24-pin printer was bought in November 1989. Both the graphics and the new printer were meant to improve the looks of the newsletter.

Over the years I have tried many different programs to print the newsletter in two columns. Most of the programs required a lot of preparation and calculating to be able to use. None have allowed me to include graphics while using the built in fonts in my Star Micronics NX-2400. Glue sticks, rulers, and scissors have continued to be a major part of the necessary equipment for putting together the newsletters.



At Fest West '91 I bought a new package from Rodger Herritt of Comprodine. The new package is called PIXEASE. This is not a software program, but a series of graphic picture files in a format that allows them to be loaded into any Writer program. Rodger told me, the picture could be loaded into the Editor and printed using the Print File option. However, since they would not work through the Formatter, using the AD (right justify) and FI (fill in) commands would not work. He, also said the suggested 10 character space for each graphic might be different with any pitch size other than Pica.

The idea of being able to include graphics and text using the fonts available from my printer was so exciting, I bought the entire set of 30 disks. I began immediately to think about how to use this package for our newsletter.




As I thought through all the possibilities, I began to get an idea of how to put together the March newsletter. I knew I would want to tell all of you about PIXEASE, but I also knew I wanted to make sure my ideas would work before I tried to write about PIXEASE.

I paid \$40 for 3 DSDD disks that unarchived to 30 SSSD disks. By combining as many files as possible I managed to cut the 30 SSSD disks to 17 DSDD disks. After unarchiving the entire set, I was ready to begin work on the March newsletter.



I started the newsletter as I usually do. All the articles, from various sources were brought into two files. Normally, those two files are then printed directly to the printer, with each column printed on a separate page. I always knew I could use the reverse form feed to print a column, but never really sat down and figured out just how to do it. For the March newsletter I changed the left margin to 0 (LHO) and adjusted the right margin accordingly, then I printed the newsletter back to disk instead of the printer.

Once I had the newsletter printed to disk, I went back to the Editor and loaded it up. The file now contained line feeds instead of the carriage returns that normally show up with the Editor. I loaded in one of the PIXEASE graphics files. I was sure glad I bought the entire set, so I had print outs of all the available files, you sure can't tell what the picture will look like from the Editor! The "picture" looks like a bunch of garbage on the screen in Writer.



I "print filed" (PF) the graphic with a few lines of text. The graphic printed, all on one line. I changed the PIO in the print file option to PIO.LF, and then to PIO.CR, both gave me the same results when printing the graphic. I then used replace string to remove the line feeds (making sure I was in the fixed mode), then did a print file (PF) with PIO. It worked perfectly, except the text printed on top of the graphic! I manually moved the text over to allow for the graphic, and started adding many more graphics. I experimented with using different positions for the graphics using the printer's left margin with ESC "I" CHAR(4) (CTRL U, FCTN R, CTRL U, lower case l, and the appropriate character, i.e. CTRL U, Shift A, is character 1).



I soon found the appropriate characters to allow me to put the graphics wherever I wanted them. I looked in my printer book and set each page up to do a Reverse Form Feed after printing the first column, change the printer's left margin, and print the second column. As I added more and more graphics, I soon received the TEXT BUFFER FULL message, so I began setting up and saving each page individually. I found the line spacing commands Rodger set up at the end of each graphic would not work properly, unless I put my printer into IBM mode. If I did that I could not use the hollow characters for the title of each article. So, I had to change the line spacing command to Escape 2 (CTRL U, FCTN R, CTRL U, 2).



I found I had to make sure I changed the left margin command back to the one I wanted after each graphic. I actually simply changed the left margin command I found at the end of the code for each graphic. Once in a while, I found a graphic would not print properly. Evidently when changing some of the printer commands I inadvertently pressed an extra key. I deleted the lines containing the problem graphic, reloaded it, carefully changed the necessary printer commands, then tried it again. That fixed that problem.

When I finished preparing the pages and printed them out, I still had to add the SouthWest Ninety-Niners and Cactus Patch logos to the front page, but that was the only place I needed the glue stick, ruler, and scissors!

Needless to say I am delighted with PIXBASE. All the steps above may sound very complicated, but they really aren't and I enjoyed the process. It did take longer to get the newsletter laid out the way I wanted it, but the resulting printout was far more satisfying and professional looking.

I bought the complete package of available graphics, over 2000 of them. Since Rodger Herritt converted TIPS pictures to put into this package, there aren't any TI or Geneve specific graphics in the package. Rodger has hinted there are more graphics to come! I hope some of them will be converted from available CSGD graphics specific to the TI/Geneve. As I am editing a newsletter for a TI/Geneve user group, I would very much like to use related graphics.



It should be noted, some older printers may not be able to use PIXBASE in the manner I have described. Check your printer manual, you must have a command that allows reverse line feed (the command is ESC LF or 27 10). In order to do the two column printing I described, you must have reverse line feed or reverse form feed.

PIXBASE are available from:



Comproline
Rodger Herritt
1949 Evergreen Ave
Fullerton, CA 92635
(714)990-4577
12-9pm Pacific Time



- \$ 3 per SSSD disk (#1-30)
- \$ 5 per pair SSSD disks
- \$60 set of 30 SSSD disks w/binder
- \$ 5/3 Archived disk (SSSD format)
- \$15/10 Archived disk (DSDD format)
- \$40/30 Archived disk (DSDD) w/binder



Please add \$1 S/H

Tom's Observations

by Tom Wills



I have nothing in particular to write on that will be of any length, but several observations instead.

RAVE 99's NEW PE/2C

Last month I wrote about Rave 99 and the great customer relations they have. There are no changes on this opinion. Just a word about the Rave 99 Professional Expansion Chassis model PE2/C. It seems several users have had some problems with this model, myself included.



As far as I know, the problems are probably a matter a better manual could have avoided. John McDevitt is aware the manual is not the best, but he only sent it as a way to get users up and running. The problem comes with setting up the Geneve and TI computers in the box. The manual seems to be missing some key information here. Hopefully, John will get the manual updated and out to those who need it, soon.

Problems seem to be that with the model 2C the disk drive access has problems. Mine was working okay with disk access, both hard and floppy, until the power supply went out. I sent the power supply back to John who promptly sent me a new one. However, when I installed the power supply, nothing wanted to work as it should. I called John, again, who thinks the flex cable interface card may have taken a "hit" when the power supply went out. As I have company now, and little time, I sent the entire system to John to get it up into a working system. It should be back any time. I plan on having this new Rave 99 PE/2C at the April user group meeting.



What I am saying here is that even though there have been some problems, as is common with any new project, Rave 99 and John McDevitt have always been right there to help and have been very cooperative.

HYARC, INC.

Hyarc has been very hard for several weeks all I could get a battery card being used on the system without voiding



to get in contact with. I got was a busy signal. back to find out if I backup on the HPDCC Cactus Patch PBDS the warranty. This

modification would allow the HPDCC to keep the correct time during power outages which would allow Cactus Patch to re-boot itself. I was told I would get a reply from Hyarc in few days.

Needless to say, I never heard from Myarc. But, finally after 3 weeks of getting busy signals, I got thru. I repeated my question. I was asked to hang on for a minute, which I did. And then guess who came on the line? Nobody but Jack Reilly! I was so surprised to talk to someone who was "in the know" that I almost forgot why I called.

Anyway, Jack assured me that the adding of a battery backup to the HFDC would not void my warranty. A WORD OF CAUTION: before trying this with your HFDC, check with Myarc. This was not a blanket authorization!

I also asked Jack about the clock gaining time. He said the chip is a very basic chip. Most work, but as with any electronic part, some don't or don't keep time very well. He told me to go to a local electronics supply house, get another chip and try it. He said they are inexpensive. I will try this and report back. The chip number NH58274B. This is the same clock chip that is on the Geneve 9640.

TI CARES

As luck would have it, the PIO port on my RS232 got terminally ill last week. Figuring I'd have to probably have to get a new one, I started checking around the user group to see if there was one I could buy. When talking to BJ Mathis, she said "... try calling TI Cares". And if that doesn't work, then try one of 2 other numbers. The other numbers are:



(806) 747-1882 for accessories, and
(806) 741-2265 for internal parts.

I tried 1-800-TI-CARES first. And, someone answered the phone. It seems it is up, and then it's not. This day it was! I explained my problem. Expecting an answer something along the lines of "call another number", I was pleasantly surprised when the lady on the line dealt with me in a very polite and professional way, giving me the exchange cost (\$33 + Arizona state sales tax + \$6.00 shipping and handling) and the address of where to send it!

Wow, TI still does CARE! I am truly impressed. But, I am also realistic enough to realize this won't last forever. As long as they can make money doing this work for us, they will continue doing it. Only good sound business practice here. I hope someone out in the TI community is versed enough in the TI cards (RS232, 32k, disk controller, etc.) to continue this type of service after TI drops it. I for one believe the TI-99/4A will be a viable computer for many years to come, which is one reason I purchased the new Rave PE2/C.



LET'S GET ACQUAINTED

by Tom Wills

An active member that we sometimes see little of is Dale Ussery. This has to do with the swing shift that Dale works.

Dale and his wife Sarah live with their 3 year old son Daniel, at 9337 North Hampshire, Tucson, Arizona 85741 which is a little northwest of the Tucson metro area. Dale and Sarah bought this home, and moved into it very recently. Dale says it is a lot nicer than living in an apartment. Dale can be reached by phone at (602) 575-1398.



Dale is originally from Victor, Colorado which is southwest of Colorado Springs. Dale is a very good source of information on his hometown area. Feel free to ask him about it. You will find what Dale has to say very interesting! He has been a resident of Tucson for the past 6 years. Dale has been a member of the SouthWest Ninety Niners during this entire time.

Dale is Mill Foreman at Magna Copper Company in San Manuel, which is almost due north of Tucson. Dale works the swing shift which has kept him from running for a User Group office. (Swing shift in Dale's case means, he "swings" from day, to evening, to night shift, and back through the cycle again.) Despite this Dale is helping out as Co-Librarian of SW99ers Lending Library.



Another thing Dale is involved with is the Group's new Graphics Workshop. He attends their meetings as often as he can, and, even hosts them part of the time. If you haven't already guessed, graphics is one of the big things Dale uses his TI-99/4A for. Dale is very much into graphics.

When asked what he uses his TI for, Dale said "... everything!". Good to hear. But, when I asked him for the main uses, he stated they were, in addition to the graphics, Extended Basic programming and games. In fact, Dale is almost a "game guru" (my words, not his).

Dale's hobbies include computing, oil painting other art in general, and working with wood.



The computer that Dale does all his computing with includes a TI-99/4A, PE Box, 32k card, RS-232, Hyarc hard and floppy disk controller, 20 megabyte Seagate ST225 hard disk, 2 5-1/4" floppy drives, 1 3-1/2" floppy drive, BX1000 printer, and 300 baud modem. Dale says he has "some software....."!

If Dale's schedule permits, you will see him at the monthly UG Business meetings. He also, on occasion, brings along Sarah and Daniel. When Dale can make it, you can engage him in a lively discussion on TI graphics by stepping up to him and asking "... what's new in the TI world of graphics."

HELP WANTED!

by Jack Mathis



I know the information is out there, **SOMEWHERE!** I may even have a copy of the article(s)

that have been written about it, but I can't find it! A member of the SouthWest 99ers has an Okidata 82 printer. It worked fine while he was using the Axion Interface, and even with his Hyarc (mini) System (HPES). He has acquired a TI Peripheral Expansion System, the Okidata 82 printer won't print with it. He does NOT want to buy another printer...likes the speed, and doesn't need the fancy print of new printers. Triton carried a cable that made these printers work with the TI RS232. They wanted \$20+ for it! I am sure someone, out there some where, knows how this cable differs from the standard



TI/P10 cable. Can someone, please help a fellow TI user? He needs a printer manual, also. If you can help with either problem, let us know costs (photocopying, postage). We will get some money in the mail to you. Please send any information on this, in care



of the S799ers address, I will be sure to pass it on to him! Thanks in advance!

ST99ERS USER GROUP INFORMATION



The SouthWest Ninety-Niners is a Computer Users Group formed to promote the use of the TI-99/4A and compatibles. We are not affiliated with or



sponsored by Texas Instruments. Membership is \$20 per year for non-U.S. members. For U.S. members the first year is \$20 and renewal is \$15 per year.

The membership fee pays for printing and mailing the newsletter which is published 12 times per year. Your membership entitles you to buy disks, cassettes, and other items from the group at significant savings, compared to the local market. Members also have the privilege of borrowing books, magazines and modules from the Lending Library, obtaining copies of Fairware and Public Domain software (subject to copying fees) from the group disk library, and a disk of the month with a variety of programs on it is prepared for members who attend the main group meeting on the first Thursday of each month. Non-attending members may obtain a DON for \$1 to cover postage and mailer.

Family memberships are available at the same cost. They allow all family members the same privileges, however, only one newsletter is sent out and, only one vote at business meetings is allowed per membership.



To join the SouthWest Ninety-Niners please send a check, or write for more information to:

SouthWest Ninety-Niners
PO Box 17831
Tucson, AZ 85730
or call

BJ Mathis (602)747-5046
or

Cactus Patch BBS (602)790-6277



WISE GUYS



The following information is provided as a service to our members. The items listed are for sale by the individuals indicated and are subject to prior sale. The group assumes no responsibility for items listed and makes no claims as to their condition or interface compatibility with the TI-99/4A computer. Only computer related items will be accepted for publication in this newsletter.



Someone at the December meeting may have bought a Multiplan manual - without module or disk. Please contact me if it was you! BJ - 747-5046

WANTED - TI Color Monitor
Richard Brewer - (602)790-3562
Leave message

\$100 PER w/TI Controller
SSSD drive (no other cards)
Ida McCargar (602)294-3024

\$120 or best offer
TI-99/4A Console
Speech Synthesizer
Extended Basic
Mini Memory
Cassette Recorder
Joystick Adapter
Many other game & education modules
Art Gorosave (602)883-2303

Best Offer - Part or All
TI-99/4A Computer
Expansion box w/3 disk drives
Printer
Editor Assembler
Extended Basic
And More!
Includes manuals
Nearly new
Gene Farland
PO Box 6519, Yuma AZ 85366-6519

\$300 Takes All
TI-99/4A Console
Expansion box w/all cards
Extended Basic
11 other cartridges (mostly games)
Bill Williamson (602)386-2281
HCR Box 1933, Benson, AZ 85602

\$4 Parsec **\$8 Donkey Kong**
Dick Paschal (602)790-4779

Make Offer
TI-99/4A Expansion System
Well Organized Documentation
Joe Dennis (602)722-4109 after 5pm



\$100 Expansion Box
w/TI Disk Controller & SSSD Disk Drive

\$30 Stand alone TI Disk Controller
\$35 External SSSD Drive w/case & power
Kip Wagner (602)825-1220
or **\$39 on Cactus Patch BBS**

\$90 Takes All
TI-99/4A Console
Speech Synthesizer
Extended Basic
Blasto Car Wars Parsec
TK-II Tombstone City The Attack
Danny Stern 297-3839

\$5 Ms Pacman
Richard Baron (602)885-4812

\$150 Expansion Box w/SSSD Drive
TI Disk Controller, & Memory

\$200 Expansion Box w/2 SSSD Drive
TI Disk Controller, Memory & RS232

\$40 Stand Alone Disk Drive & Case
\$25 B/W Television
\$5.300 BARD Modem w/cable & power

Printer Ribbons
\$3.50 NX-2400 **\$3 NX-10**
\$3 Panasonic KXP 1080 & 1091
\$2 Epson UX-80

Printer Cables
4'=\$8 6'=\$10 10'=\$12
Modem Cables '6=\$8 (Telco ready)
\$3 Cassette Cable

500/\$1 Hailing Labels
Tractor feed 1-across
50/\$1 Disk Labels
TI Keyboard Overlays \$3ea or 5/\$10

Home Computer/99er Magazines
\$1 each or 6 for \$5
November 1982 - November 1983
Volume 4, #1 - Volume 5, #3



Cartridges

- \$1 Blasto
- \$1 Chisholm Trail
- \$1 Home Financial Decisions
- \$1 Household Budget Management
- \$10 Multiplan
- \$1 Hunch Man
- \$1 Personal Real Estate
- \$1 Personal Record Keeping
- \$1 Tax Investment Record Keeping
- \$1 The Attack
- \$1 TI Invaders
- \$1 Tombstone City

Cassette Software

- \$1 Draw Poker

Books

- \$1 36 TI-99/4A Programs for Home, School, & Office
- \$2 Computer's Programmer's Reference Guide to TI-99/4A
- \$2 Computer Playground
- \$3 Entertainment Games in TI-Basic & ExBasic - Book & Cassette System (for SW99ers only!)
- \$10.50 Home Publishing on the TI-99/4A Supplement #3 w/disk
- \$3 Kids & the TI 99/4A
- \$1 MICROpendium November 1984
- \$1 Mini Mag 99 - Vol.1, No.2
- \$2 Programs for the TI Home Computer
- \$2 Programming BASIC with the TI Home Computer
- \$3 Sans TI-99/4A Graphics & Sounds Book & Cassette
- \$3 Sans TI-99/4A BASIC Programs Book & cassette
- \$1 Sans TI-99/4A BASIC Programs - Book only
- \$1 TI-99/4A: 51 Fun and Educational Programs
- \$3 The Writers by Harry Brashear
- \$10 Thinking Forth
- \$2 Using & Programming the TI-99/4A

Jack or BJ Mathis (602)747-5046

