

ROCKY MOUNTAIN 99ERS

TI99- 4A

USERS GROUP

DENVER, COLORADO

AUGUST, SEPTEMBER

(447)
8808/108

Rocky
Mtn.

T

T

I

I

T



I

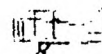
T

I

T

I

<p>MONTHLY MEETINGS WITH DEMOS</p> <p>INFORMATIVE NEWSLETTERS</p> <p>PROGRAMMING SUPPORT</p> <p>LARGE PROGRAM LIBRARY</p> <p>24 HOUR BBS NOW RUNNING ON A 512K CARD! 450- 5285</p> <p>HARDWARE AND SOFTWARE SUPPORT</p>		
	<p>color monitor</p>	



IS MEG HARD DISK ON THE
WAY FOR THE BBS?



TABLE OF CONTENTS:

Table of Contents.....Page 2
 Seattle Fair.....Page 3
 Seattle Fair.(cont.).....Page 4
 Seattle Fair.(cont.).....Page 5
 TI-BasePage 6
 TI-Base (cont.).....Page 7
 FirstBase.....Page 8
 Genial Computerware.....Page 9
 Genial Computerware (cont).....Page 10
 Pre-Scan It.....Page 11
 Trivia.....Page 12
 TI-FORTHPage 13
 TI-BASE REPORT.....Page 14
 TI-BASE REPORT (cont).....Page 15
 Library Corner.....Page 16
 VOTE 88.....Page 17

ARTICLE SUBMISSIONS:


Articles for the newsletter are always accepted with an open heart. Please help support your newsletter. Send articles to:

Mark Payne
 1825 E. 113TH AVE.
 Northglenn CO. 80233

Articles covering all aspects of the TI-99/4A are accepted. BE A CONTRIBUTOR!

The Rocky Mountain 99er's meet the second Tuesday of every month. They meet at 2005 South Milwaukee, in Denver Colorado, at 7:00 p.m.

For more info contact: (303)452-3077, ask for Mark.
 24 hour BBS number:(303)450-5285
 over 2400 sectors of downloads. PCP Area!



APPLICATION FOR MEMBERSHIP OR RENEWAL

Below you will find an application for membership to the RM99er's Users Group. Active membership entitles you to Tic-Talk, up and download on TIK BBS, attendance and voting rights at regular club meetings, access to the RM99er's Library of Programs, special club activities, and special guest speakers for one year. Subscribing members will receive the Newsletter only. BBS members will receive privileges on the Bulletin Board only. Make check or money order payable to Rocky Mountain 99er's. Send completed application to:

ROCKY MOUNTAIN 99ER'S USERS GROUP
 1825 E. 113TH AVE.
 Northglenn Colorado 80233

```

.....
Check one:
Active Member:      $24
Subscribing Member: $7.50
BBS Member:         $12
Additional family   $1.00
.....
:
: Name:.....Today's Date:.....
: Address:.....Apt#:.....
: City:.....State:.....Zip:.....
: Phone:(.....).....-.....Renewal: Yes or No
:                                     (circle one)
.....

```

YOU ARE CORDIALLY INVITED
TO ATTEND THE 3RD ANNUAL,
1988 STATE OF WASHINGTON
T. I. 99/4A CONVENTION
SEPTEMBER 24, 1988
SEATTLE CENTER SNOQUALMIE ROOM
(SATURDAY ONLY) 9:00 - 6:00 P.M.
SEATTLE, WASHINGTON

SPECIAL MINI SHOW FOR THE TI99/4A
AND MYARC'S GENEVE 9640
SPONSORED BY: STATE OF WASHINGTON
TI99/4A HOME COMPUTER USER GROUPS

FEATURING:

CONSIGNMENT TABLES, DOOR PRIZES,
BUY, SELL, TRADE COMPUTER ITEMS
THAT INTERFACE WITH THE TI99/4A.
AND THE GENEVE 9640

```
*****  
*                ADMISSION COUPON                *  
* GOOD FOR ONE (1) ADMISSION ONLY                *  
* CHILDREN 12 AND UNDER FREE WHEN                *  
* ACCOMPANIED BY AN ADULT.....                *  
*  
* $5.00.....$5.00 *  
* $4.00 (With this coupon).....$4.00 *  
* $3.00 (Show membership in a...$3.00 *  
* TI99/4A user group) *  
*  
* Date: Saturday, September 24, 1988 *  
* Time: 9:00 am. til 6:00 p.m. *  
* PLACE: SEATTLE CENTER SNOQUALMIE ROOM *  
*-----*  
* Cut out and give a copy to a friend *  
*****
```

CONTACT:
Barbara Wiederhold
6102 ROOSEVELT WAY N.E.
Seattle, Washington 98115
(206) 522-6558
AFTER HOURS BBS:
(206) 361-0895 24 HRS.

HOTEL (EXECUTIVE INN RESERVATION)

BEST WESTERN EXECUTIVE INN
200 TAYLOR NORTH
SEATTLE, WASHINGTON 98109
PH: (206)448-9444

We have set aside, rooms for advanced reservations. The cost is \$54.00 per night (SINGLE).

DATES: SEPTEMBER 23 AND 24, 1988

FRIDAY NIGHT DINNER IS 6:00 P.M. IN THE BALLROOM SEPTEMBER 23rd.
FILL OUT FRIDAY NIGHT APPLICATION FORM FOR DINNER.
SEND IT WITH A CHECK OR MONEY ORDER TO:
BARB WIEDERHOLD
6102 ROOSEVELT WAY N.E.
SEATTLE, WASHINGTON 98115

VISA AND MASTERCARD ACCEPTED.

SATURDAY (ALL DAY) DOORS OPEN AT 9:00 A.M. FOR SPEECHES, SEMINARS, SALES STAFF.
AT 12:00 NOON TO 6:00 P.M. ON SEPTEMBER 24, 1988 ACROSS THE STREET AT THE
SEATTLE CENTER SNOQUALMIE ROOM. ADMISSION IS \$5.00, 4.00 WITH A COUPON, 3.00
IF YOU HAVE PROOF OF MEMBERSHIP IN A TI994/A USER GROUP.
(COUPON INCLUDED IN THIS PACKET..TO BE PRESENTED AT THE DOOR...)

MENTION THE NAME OF OUR CONVENTION (T. I. 99/4A Convention) when registering. We have rooms set aside.

BLACK LIMO AT YOUR DISPOSAL AS A GUEST OF THE HOTEL...JUST RESERVE IT AT THE DESK...PICKUP AND DELIVER YOU BACK TO YOUR ROOM THROUGHOUT SEATTLE..NO CHARGE!

TRANSPORTATION FROM SEA-TAC AIRPORT TO THE EXECUTIVE INN...

FROM THE AIRPORT, CALL FOR AN AIRPORT SHUTTLE BUS TO TAKE YOU TO THE EXECUTIVE INN IN DOWNTOWN SEATTLE. THE COST IS APPROXIMATELY \$8.00, MAYBE LESS.

FRIDAY NIGHT DINNER

September 23, 1988, at 6:00 p.m., will begin the State of Washington, TI99/4A Users Group Convention at the EXECUTIVE INN, Seattle, Washington. A SOCIAL HOUR AND ROUND-TABLE DISCUSSION, WILL BEGIN AT 6:00 P.M. INTRODUCTION OF PRESIDENTS OF USER GROUPS, OUT-OF-TOWN GUESTS, DEALERS/VENDORS, QUESTION AND ANSWER SESSION until 8:00 p.m. A LIVE BAND will start at 9:00 p.m. with Dinner Music and proceed throughout the evening in a 50's 60's theme. WEAR YOUR 50'S 60'S OUTFIT...SOCK HOP, SADDLE OXFORDS, WHITE SHIRTS, JEANS, ANYTHING FROM THE 50'S OR 60'S ERA. BRING A DANCE PARTNER, OR COME ALONE AND YOU WILL SURELY FIND A DANCE PARTNER THERE. IF LISTENING IS YOUR THING, YOU WILL LOVE HEARING THE GROUP THAT WILL BE PLAYING FOR US...REBOP, from our own SEATTLE, WASH. area.

REBOP is a Rock and Roll Band that specializes in the hits of the fifties and sixties. An oldies band in the truest sense of the word. No music past 1969. Tom Dinuzzo, Rythm Guitar, vocals. Kevin Westberg, piano, key bass, vocals, plays and writes music, Jim Dawson, lead guitar, vocals, and Jim Dejoy, drums, vocals, has played the Catskill Mountain Resort circuit with acts such as Hal Linden and Marilyn McCoo and Billy Davis, Jr. Booking can be arranged by calling Jim at 483-3703 or Kevin at 789-4602. But FIRST, COME SEE/HEAR EM AT OUR FRIDAY NIGHT DINNER/SOCIAL FOR THE 99ERS AND 9640 USERS.

COST OF THIS DINNER/DANCE IS \$18.00 PER PERSON AND RESERVATIONS A MUST...WE HAVE LIMITED SPACE IN THE BALLROOM FOR THE DINNER AND DANCE, SO SEND YOUR RESERVATION IN NOW!!! Only 200 seats can be reserved, so it is imperative that YOU REGISTER for THIS DINNER. Guest Speakers will be in attendance. We are expecting MYARC, ASGARD SOFTWARE, COMPUSERVE, GENie, MILLER COMMUNICATIONS VIDEOFLEX!, AND MUCH MUCH MORE!!

THIS IS THE TIME TO MEET WITH THESE VIPS AS WELL AS OUR VERY OWN PRESIDENTS OF USER GROUPS...

A NO-HOST BAR WILL BE PROVIDED..starting at 6:30

Please reserve (____)tickets for me at \$18.00 each for the Friday Night Dinner at the Executive Inn, Seattle, Washington, across from the Space Needle AT THE SEATTLE CENTER., SEPTEMBER 23, 1988 AT 6:00 P.M...DINNER AT 8:00 SHARP!
BEST WESTERN EXECUTIVE INN
200 TAYLOR AVENUE NORTH (IN THE SHADOW OF THE SPACE NEEDLE)
SEATTLE, WASHINGTON 98109 PH:206)448-9444

This charge includes tax and tip).

NAME: _____

ADDRESS: _____

CITY: _____ STATE: _____ ZIP: _____

PHONE NO: (____) _____

SEND YOUR RESERVATION IN FOR THE FRIDAY NIGHT DINNER IMMEDIATELY, WITH THIS FORM:

TO: BARB WIEDERHOLD
6102 ROOSEVELT WAY N. E.
SEATTLE, WASHINGTON 98115
PHONE: (206)522-6558

DATE RETURNED: _____

TI BASE(tm)
The Ultimate TI-99/4a Database
From Textaments

For years many 99ers like yourself have settled for nothing more than fancy mailing list programs to fulfill their database needs. And although they have managed small mailing lists well, these programs are too limited for any serious database work. It's now time to stop settling, and start using TI BASE; the only database system that lets you get serious.

With TI BASE you can create, access, manipulate, report, and print information the way you want, not the way some abstract programmer forces you to do. TI BASE lets you design your own database; it literally puts you in the driver's seat. Like dBASE, the most popular database system for the IBM PC, TI BASE gives you a complete procedural command language that allows you to "program" your own database system. No longer will you have to "fill-in-the-blanks" other databases force you to do. After all, aren't you the ultimate user? We think so too.

The Language

Unlike any other database system for the 99/4a, TI BASE employs a database "engine" that is controlled by a procedural command language. This command language, which consists of 45 different commands, allows you to access your own custom databases on-the-fly, or create powerful command (program) files for automatic and complex data processing.

The following capabilities are supported by the command language implemented within TI BASE:

- Database creation and deletion; adding, editing, deleting, searching, and sorting records within a database.
- Free interchange of data; numerical, character, date, and local variables.
- Complete mathematical functions; arithmetic, logical, trigonometric, and Boolean.
- Formatted display and print capabilities; character manipulation, screen scrolling, color changing, and more.
- Structured command language; local variable creation, nested command files, and complete logical language.
- Disk management functions; catalog and format disks, copy and delete files.

The System

TI BASE offers many features and capabilities not currently found in any other 99/4a database system, such as:

- Database capabilities: supports five active databases; each database can consist of 16129 records, with 17 fields per record, and 255 characters per field.
- Powerful command (program) language.
- Command (program) file editor.
- System status/setup; allows the definition of disk location, printer configuration, date stamping, and other miscellaneous functions.

Not only is TI BASE powerful, but it is affordable as well. For only \$24.95 (~~plus \$2.50 for shipping~~) you get the TI BASE system disk, a TI BASE tutorial disk, a TI BASE keyboard overlay, and an instruction manual.


\$1.50 if mailed, tax @ 3.6% = .90; @ 7.1% = \$1.77

Requirements

To start using TI BASE you will need a disk system, 32K memory expansion, and either an Extended BASIC, Editor/Assembler, or Mini Memory cartridge.

TI BASE Support

In the near future Texaments will be supporting a public domain library of database applications and routines written using the TI BASE command language. Please call or write for details.

CREATIVE  IDEAS
7062 S. TAMARAC ST.
ENGLEWOOD, COLO. 80112
770-4136

FirstBase

A major advance in 99/4A database technology:

- IBM-style query commands
- Batch processing with four-function floating point math
- Multiple keyword searches
- Extremely large capacity
- Handy macros

With FirstBase, the new database manager from Olympys Technologies, you can organize, manipulate, and report data like never before. We listened to what users missed most in other database managers, and what we've created is quite impressive.

We increased the record size to 3000 bytes, allowing you to store much more information than ever before.

We allowed you to search for data using powerful query commands similar to ones used on IBM-compatible programs, so you can find exactly what you're looking for with a single command.

We added a batch-processing capability, so you can perform "search and replace" functions or delete a group of records at once. You can even perform MATH on any field!

We added a MACRO feature so you can store frequently used commands on disk for quick recall.

Specifications:

720 bytes/field 3000 bytes/record 75 fields/record
32,767 records/database 100 megabytes/file


- Search on multiple fields using AND and OR, or on keywords
- Sort on multiple keys
- Queries sent to screen, printer, new database, existing database
- Records can occupy several screen displays
- Flexible report generator
- Written in c99
- Requires 32K, disk, and either XB, E/A, or TI-Writer cartridge.
- Myarc Geneve 9640 compatible

Suggested retail price: \$49.95
Available exclusively through

Genial Computerware

P.O. Box 183
Grafton, MA 01519

Developed by



advancing software technology

Genial Computerware

Presents...

Remind Me!

Remind Me! by John Johnson helps you manage your monthly schedule with a user friendly interface and blinding speed.

In the December 1987 issue of MICROpendium, Remind Me! received a straight "A" review. Reviewer John Clulow wrote: "Serving the same function as a desk calendar, Remind Me! ... is easier, faster and more fun to use. The clarity of the manual and the program design make learning to use Remind Me! effortless. I use Remind Me! on a daily basis and would highly recommend it to anyone who uses a computer regularly. You'll be surprised at how useful it will be."

A graphical calendar with pop-up windows allows entry of data for each day. The schedule can be quickly searched. You can print out an entire monthly schedule, a selected range of dates, or just individual days. You can even print to a TI-Writer file!

Customize Remind Me! for your own system! Choose screen colors, printer codes, printer device, default drive, and more. All configuration data is saved as part of the program.

While a clock is *not* required, the CorComp Clock Peripheral, CorComp Triple Tech Card, MBP Clock Card, the John Clulow Clock board, or MYARC 9640 will display the current time as you work. It will also provide the current month as the default when you beginning a session.

For Super Space Cartridge owners, a version of Remind Me! is provided so that you can have the program on your main TI menu.

Remind Me! runs on a TI-99/4A or the MYARC 9640, and requires Editor/Assembler, TI-Writer, a Super Cart, or Extended BASIC.

Remind me! sells for \$15.

PC-Transfer

PC-Transfer by Mike Dodd is the fastest and most convenient method available to move data between a TI-99/4A or MYARC 9640, and an MS-DOS machine. Just place an MS-DOS disk in one disk drive and a TI disk in another and PC-Transfer does the rest!

PC-Transfer allows you to catalog an MS-DOS disk and select the files you wish to copy to the TI disk. You can even search for files in sub-directories. All file selection is performed with a Disk Manager 1000 style screen, so you can look through all the file names before making your choices. You then enter a TI filename for each of the files, and PC-Transfer converts all selected MS-DOS text files into Display Variable 80 files that can be used in TI-Writer or MY-Word! And of course, PC-Transfer allows you to catalog a TI disk, select files, and write them out as text files on the MS-DOS disk.

In the April 1988 issue of MICROpendium, publisher John Koloen gave PC-Transfer an Overall "A" review, writing: "PC-Transfer is a fine utility for anyone who needs to transfer documents between PC's and TI or Geneve." And how easy is PC-Transfer to use? MICROpendium said "most users won't even need to skim the manual."

Because you might not have an MS-DOS disk initialized when you need it, PC-Transfer provides a convenient initialize function, supporting four MS-DOS disk formats.

PC-Transfer is ready for the future. A special loader feature allows new conversion routines to be added - conversions that could allow transfer of graphics, spreadsheets, and more.

Running on both the TI-99/4A and MYARC 9640 computers, PC-Transfer requires a CorComp or MYARC disk controller, two disk drives (or a RAM disk), and either Extended BASIC, TI-Writer, or Editor/Assembler.

Priced at only \$25, PC-Transfer provides more features and greater compatibility than the competition, at half the price!

-
- To place an order, please send check or money order plus \$1 for shipping and handling to:
Genial Computerware, P.O. Box 183, Grafton, MA 01519
 - Credit Card orders (Visa, MC, AmEx) may be placed through Disk Only Software at 1-800-456-9272.
 - For a complete catalog of Genial Computerware products for the TI-99/4A and 9640, send a self addressed stamped envelope to the address above.
 - Remind Me! is currently in version 1.2, and PC-Transfer in version 1.1. Owners of previous versions may upgrade by sending \$3 along with their original disk to Genial Computerware.

MacFlix: Use Macintosh Graphics on your TI

Finally - access to Macintosh™ MacPaint™ graphics using your TI-99/4A or MYARC 9640 Computer! With MacFlix by J. Peter Hoddie you can view, print, and save industry standard MacPaint graphics with your computer. The Macintosh has the most extensive library of graphics ever created for a personal computer, and now you can utilize this vast resource.

Using MacFlix you can load and view MacPaint images. These images are a full 8 by 10 inches so MacFlix gives you the power to easily move around the picture. If you have an Epson compatible or ProWriter printer the image may be printed.

But graphics are useless unless you can use them in your own designs. With a keystroke MacFlix saves your image as a TI-Artist screen which can be manipulated with most TI graphics programs!

MacPaint pictures are available on all major telecommunications networks, many local BBS's, and through user groups.

If you have a 9640 computer, MacFlix is even more powerful. You can view the picture in high-res mode, with or without interlace. On a 9640 MacFlix, can actually display more than a standard Mac screen! MacFlix also saves images in both MY-Art formats.

MacFlix has the extras you've come to expect from Genial Computerware - the ability to invert a picture, and convenient Catalog and Delete File routines. If you own our PC-Transfer program, MacFlix comes with a custom conversion routine that lets you move MacPaint pictures to and from IBM disks, a great source of thousands of pictures.

Written in assembly language, MacFlix runs on a TI-99/4A computer with Extended BASIC or Editor Assembler, or Super-Cart; or a MYARC 9640 computer.

MacFlix is available for only \$15. Place your order before September 30, 1988 and receive a free bonus disk of Macintosh pictures to start your collection!

Graphics Expander

Created by J. Peter Hoddie, Graphics Expander is the most versatile graphics utility ever available for users of TI-Artist, CSGD, Font Writer II, and other popular graphics software. Here's a list of the main benefits:

- Handles TI-Artist Fonts and Instances, and CSGD Fonts and Small Graphics.
- Can be used to convert between TI-Artist and CSGD formats
- Can stretch and shrink graphics by user selectable factors from -9 to 9
- Graphic display of all conversions to eliminate guess work
- Provides Upside-down, Invert, Mirror and Rotate features
- Built in Catalog and Delete file options
- Written in 100% assembly language for blazing speed
- Complete printed documentation by Walt Howe


Because we know that TI-Artist can't handle the really big fonts you want to use, we include a copy of our **BIG-TYPE** program free of charge. This useful program allows you to load any TI-Artist font (can handle fonts over 200 sectors in size) and type it onto any TI-Artist picture you have. As an added feature, you can even type in color!

You've heard about similar products from the competition that only contain some of the features of Graphics Expander, run slower, or make you work in the dark. Now get the one reviewers are calling "clear," "concise," and "quick." Graphics Expander is available for only \$10.

Genial Computerware

P.O. Box 183, Grafton, MA 01519

- To place an order, please send check or money order plus \$1 for shipping and handling.
- Credit Card orders (Visa, MC, AmEx) may be placed through Disk Only Software at 1-800-456-9272.
- For a complete catalog of Genial Computerware products for the TI-99/4A and 9640, send a self addressed stamped envelope to the address above.
- Graphics Expander is in Version 2.0. Owners of previous versions may upgrade by returning their original disk and \$3.



 * Volume 7 KC 99'er BBS 436-9074 Issue 8 *

AUGUST ISSUE

"PRE-SCAN IT!"
 (review by Steven DeBeare)

Here is a program which I have found to be another useful programmer's tool. It is written in extended basic and has a load program. There is a option to load three different programs. One just for TI X-BASIC, then one for MYARC X-BASIC II and one for MECHATRONIC'S X-BASIC II+. Now you might wonder what is the purpose of "PRE-SCAN IT!?" Now to be known as 'PSI'.

Have you ever loaded a program and noticed that the time it takes to get started seems forever. This is known as pre-scan time, where the computer is going through your program setting apart memory for variables, sub-programs, etc. If you write like I do. There will probably be variables all over the place, thus it scans the entire program.

With PSI, you can take a program placed in merge format and set the pre-scan switches (!@P+=on !@P-=off) at the appropriate points needed in the program. It will place a copy of all data, variables, calls, etc, at the front of your program thus shortening the pre-scan time.

Once loaded, it will give you the choice to eliminate the remark statements and/or give you the opportunity to replace five numbers in the program with variables '@' 'I' 'J' '_' and '\'. Now you may wonder why change all this? Well the use of these variables cuts the memory storage space by a third. Therefore you can see the tremendous amount of memory to be saved using it and by using those two options. You can shorten the total length of your program and speed up time too.

Although a good programming utility, it does have a couple of drawbacks. I thought the documentation was not adequate enough and could be better. The other is that this program consumes time. I did a program I have written and ran it through PSI. The program was 33 sectors long and took about 20 minutes to complete. So you can see that a long program will take quite a while to get finished.

There is one thing I must stress. It does shorten the start-up time!! Using my program, I ran it before PSI and the time for start-up was about 12 seconds. Then using PSI, I ran the program again and the start-up time was nearly 6 seconds. Practically cutting it in half. Which impressed me very much.

This program was written by J. PETER HODDIE, one of the well-known TI authors. You can get it from ASGARD SOFTWARE. Even though the program comes unprotected so as to back it up. This is a COPYRIGHTED program and I strongly urge not to copy and pass along. So if you are fed up with lengthy start-up times and wasted memory. Then "PRE-SCAN IT!" is the program made just for you.

TI ARCADE GAME SERIES -
consisting of Tombstone City, TI
Invaders and Car Wars modules.
(PHL 7009)

"TI TRIVIA" by Bill Gaskill
(reprinted from TidBits NL)

Some of what you will read here
you may already have seen
before. All of it is simply a
collection of facts, figures and
other trivia collected from the
innumerable publications that
have covered or even mentioned
the TI Home Computer Era. The
majority of this comes from the
actual publications that I have
perused in compiling the Master
Index of 99/4 and 4A
information. Here we go...

The TI Pilot program in language
was written in USCD Pascal and
required a P-Code card to run.

TI's planned HEXBUSA INTERFACE
supported a Wattertape drive
that was faster than a cassette
and it let you name files just
like you do on a diskette. The
HEXBUS also supported a four-
color printer/plotter and was to
be available with RS-232 and/or
parallel ports.

Though you rarely if ever see
them listed anywhere, TI
offered a 'library' of software
applications under the PHL
catalog designation. Some of
them included:

HOME FINANCIAL MANAGER -
consisting of Household Budget,
Home Financial Decisions and
Personal Real Estate modules.
(PHL 7001)

FAMILY ENTERTAINER -
having the Attack, A-maz-ing,
and Hunt the Wumpus modules.
(PHL 7002)

ELEMENTARY EDUCATOR -
consists of Beginning Grammar,
Addition and Subtraction I and
Early Learning Fun modules.
(PHL 7003)

MILTON BRADLY GAME SERIES -
having Blasto, Hustle, Zero Zap,
Connect Four and Yahtzee modules.
(PHL 7010)

COMPUTER INTRO PACKAGE -
having Household Budget
Management, TI Invaders and
Multiplication 1 modules.
(PHL 7011)

FOREIGN LANGUAGE INSTRUCTION -
consists of the Key to Spanish
package which had four modules
and four cassette tapes.
(PHL 7012)

Each library came with a
binder-like album and sold for a
\$100.00 and up. (source is JC
Penney's christmas catalog 1983)

TI has also offered some obscure
options for the 4A that have
never appeared in the catalogs
of any of the major mail-order
houses since the bail-out. For
example; a VCR-controller
(FHP2300), a speech editor
module (PHM 3011), a Personal Tax
Planning package that was
designed for the ISCD P-System
(PHD 5077), and a Course Design-
er Authoring package for teachers
(PHD 5068).

The Alpiner module from TI, was
authored by Janet Grimushnam.

Parsec (with the help of Paul
Urbanis), Munchman and Car Wars
were written by TI programmer
Jim Dramis.

The first direct-connect modem
for the 99/4A was the Signalman
Mark III, introduced in November
1982 through Tex-Comp.
The TI-COUNT accounting series by
Pike Creek Software debuted in
March 1983.

(more to come)

← A - NEW - SERIES

```

#####
#
# TI FORTH TUTORIAL NUMBER ONE #
#
#####

```

The first of 4 tutorials on starting forth for the complete NOVICE. This assumes you don't know how to load it yet alone how to maneuver around in it. My thanks to LUTZ WINKLER for allowing me to upload to the sig. Lutz lives in San Diego area and can be reached at (619) 277-4437 for any comments or questions.

```

#####
#
# FORTH TO YOU, TOO ! #
# BY #
# LUTZ WINKLER #
#
#####

```

Introduction:
#####

According to our source there are quite a few people out there who got the TI-FORTH disk and documentation when TI made them available to user groups. But not very many do much with it. Why? Well, the TI manual is not a tutorial, it assumes that you know something about FORTH. Though packed with useful information there are no instructions on how to begin. We will try to get you started from the very beginning. Hopefully we'll strike a happy medium, somewhere in between teaching and providing info that's useful to you.

What is FORTH?
#####

There was much hype when it became available to TI users, some of it was overdone, but it is faster than BASIC and there are some advantages which will not immediately be evident to a beginner. FORTH is a TIL (Threaded Interpretive Language) and it'll be hard for you to believe that there is no GOTO command. If that is hard to swallow, there is more: It uses RPN or post-fix notation (RPN = Reverse Polish Notation). In other words, it's not $2 + 2$ that equals 4 but $2 2 +$. We'll find out more as we go along, for now let's just say that FORTH is very powerful, quite a bit faster than BASIC, compact, but perhaps more difficult to learn than BASIC. As a matter of fact, knowing BASIC may make it harder on you, because you'll be thinking BASIC until you get the

hang of FORTH.

Getting started.
#####

Before you do anything with your FORTH disk, get out the DISK MANAGER and make a backup copy. Do all your work and experimenting with this copy unless you are prepared to get a new FORTH disk. Now plug in the EDITOR/ ASSEMBLER, opt for 3 (LOAD AND RUN) and enter DSK1.FORTH. After a moment the screen shows "BOOTING..." which is soon replaced by a menu. These are the LOAD options. For right now you need to concern yourself with only 2 of them: the normal or the 64-column editors. Your choice will depend on several factors: 1) your eyesight, 2) your monitor, and 3) how well you have adapted to using 'windows'. So jump right in and enter -64SUPPORT. After your disk drive is through you will see a tiny 'ok', meaning the 64 column editor has been booted. To see what your screen will look like type 34 EDIT (enter). If you can read what is displayed on your screen, you'll want to stay with -64SUPPORT. If it's hard on your eyes, settle for the 40 column editor. To get an idea what it looks like, hit FUNCT-9 (ESCAPE), then enter TEXT COLD. FORTH will re-boot and when it is done, enter -EDITOR. (From now on, 'enter' will mean to type in the word followed by the ENTER key.) Again enter 34 EDIT to see what your 40 column editor looks like.

Programming in Forth consists of editing SCREENS, such as that number 34 screen you called up for editing. But we are not ready for that, yet. Hit ESCAPE (F-9) and enter FLUSH and do this: Make yourself an overlay strip so you can edit easily. Keys and their functions are explained on page 5, chapter 3, of the TI-FORTH manual. Now here is another thing you might want to find out right now: a display color that suits you. Since you are still in the so-called 'interactive' mode of FORTH (no program is running) you can type this little ditty:

```

: SEE 252 22 DO 1 DUP . 7 VWTR
KEY 2 = IF ABORT ENDIF LOOP ;

```

After you get the ok type SEE. Don't worry if you can't read anything, at times the F6 and B6 colors match and there's nothing to be read. When you see a combination which gives you a good screen display, write down the last number (bottom of the screen) and continue to step through the loop (or exit via FUNCT-2).

You have accomplished 2 things: 1) you know the editor you want, 2) you have chosen a screen color

END TUTORIAL ONE

TI-BASE
Report Card

Performance.....A+
Ease of Use.....B+
Documentation.....A
Value.....A+
Final Grade.....A

Cost \$24.95 + 1.50 Postage and
Handling
Manufacturer: INSCEBOT Inc.,
P.O. Box 291610, Pt. Orange, FL 32029

Requirements: Disk system, 32 K,
Extended Basic, Editor-Assembler or
Mini-memory. Printer optional. A
RamDisk is optimum storage.

Shipped with 2 SSSD disks, manual and
overlay strip.

TI-BASE ver 1.01

A review by,
Barry Long, CPUG
Harrisburg, PA

Recently our Users Group was
contacted by INSCEBOT with an inquiry
as to whether we might be interested in
demonstrating their newly released
TI-BASE. As the Secretary for the
CPUG, I replied back that yes, we
would. To my surprise, Dennis Faherty
responded almost immediately by return
mail with ver 1.0 of TI-BASE. (That's
plus #1)

I have used or tried many of the
'other' TI related Data-bases over the
years since I purchased my machine, and
I was a little skeptical when I read
the letter, but, I am always on the
look-out for the "perfect" Data-base,
boy was I surprised!

The program comes with a very good
documented manual, as manuals go. It
comes with two disks. The first is the
actual program disk while the second is
a TUTOR disk.

I read the "Start-up" introductions
and proceeded to load the main program
disk. It did seem to take awhile to
load, but, I guess all good things are
worth the wait.

The first item is a Title Screen
after which the program prompts you for
the date. Once the date is entered, it
loads the first command file called
"Setup". This displays your system
parameters. If you have only one disk
drive, or a serial printer, you will

have to MODIFY the Setup to work
properly.

The manual instructed me to load the
"TUTOR" disk and follow along with the
program. This lasts about 20 minutes
or so, depending if you want to 'Pause'
or not. Pause is controlled by
depressing the 'Space Bar'. Resume is
done by pressing the 'S' key. The
TUTOR program is well done and it shows
the author spent some time on it.
After the TUTOR is finished, you will
be sent back to the main program.

TI-BASE is a very complex,
inter-relational data-base. That's
right, I said "inter-relational". You
can open up to 5 different data files
at one time and move from one to the
other with the "SELECT" command. This
allows you to scan different data-files
for common related data and print or
display it as you so choose.

This alone was impressive! But,
there's more! (That's plus #2)

You have the ability to create a
"COMMAND" file with a DV80 text editor.
The "COMMAND" file will "run" and
operate your data base for you. (up to
a point). Similar to the "batch" files
on the "other" system. (That's plus
#3)

You "CREATE" your own data-fields.
The prompts let you know how much space
is available for the field title, etc.
You may have up to 17 fields, and 255
characters in each field. The optimum
storage will allow 16,129 records in
one data-base. Note Ver 1.01 will only
hold 8,192 records. (Only, gee!)

You can SORT on any field (this can
be slow if the Data-base is large),
FIND any item in the Data-base in rapid
time. You have 12 mathematical
functions available, including SQR,
LOG, SIN and ATAN to name a few. You
can Contenate the characters, TRIM
trailing blanks, 5 BOOLEAN commands as
well as several LOGICAL commands. The
DATE is preset for Month, Day and Year.
ie: 06/21/88. This is handy for
entering dates in your assigned field
(if you create one). (Plus #4)

You can MOVE data from one slot to
another at your will. EDITING is fast
and you can EDIT either by record or by
Paging forward and backwards. Or,
using the FIND command to locate a
particular file. You may DELETE an
individual record or the entire
Data-base with one keystroke (warning,
it is FAST).

Continued next page.

The APPEND mode allows you to input data and will add the data into the file as quickly as you can hit either Enter after the last field or F-8 (EXECUTE). F-9 (ESCAPE) will ignore your last input and return you to the master command prompt. You may MODIFY your fields as you choose, but, like any good data-base, you could lose data if your field length is different than originally created. A warning prompt will respond if this can happen, and the decision will be up to you to proceed. (Plus \$5)

My demonstration of this unique and exciting new program appeared to go well with our Users Group and I did place several orders with INSCEBOT for the package.

In closing, I must state that TI-BASE is definitely not for the 'Novice' TI user. You must have 32K, RamDisk (optional), several disk drives (preferred), with a printer (optional). It will work out of Extended Basic, Editor-Assembler or Mini-Memory.

Some of the drawbacks are:

1. Slow loading
2. Slow sorting
3. Manual could be improved both in content and choice of print.
4. A sample data-base included with the program might help to illustrate the various features in actual use. The TUTOR file is nice, but an actual hands-on file would be better.

The pluses are:

1. Speed of the actual search and commands.
2. The ability to sort on any field.
3. The ability to find your particular data FAST!

3. Automatic saving of your data prior to quitting.

4. The large (extremely) storage capacity.

5. The interaction between up to 5 data-bases at once.

6. The large mathematical capabilities. (CFS is the closest).

7. The inter-relational capabilities.

This is the first I have ever seen for the TI. (ACORN 99) was too complex and slow. TI-BASE is FAST!

For the small investment that INSCBOT is asking, \$24.95 + SH, I would highly recommend it to anyone who needs a GOOD Data-Base. If Texas Instruments would have introduced this back in the beginning, there would not have been a 'Black Friday'. This has anything that I have seen on the '64' put to shame.

The service that I received from Dennis Faherty has been superb. I discovered a mild 'bug' in ver 1.0. I called INSCEBOT the following morning and Dennis returned my call that evening. Version 1.01 was shipped out the very next day. I talked to INSCBOT today (6/21), placing my order and giving him my gripes and pleasures. He indicated my suggestions were very welcomed. I like dealing with INSCBOT and would recommend them to any and all.

Now, if only the authors of FIRSTBASE would respond to my earlier request, I could make a fair comparison.

Respectfully yours,

Barry Long
Central PA 99/4A Users Group
P.O. Box 14126
Harrisburg, PA 17104-0126

The 5th Wave


Richard Tennant



*ALRIGHT, STEADY EVERYONE. MARRCO, GO OVER TO TOM'S COMPUTER AND PRESS 'ESCAPE' ...VERY CAREFULLY!"

ZIGGY

~ JUST MY LUCK! I'M A 512 K, RANDOM-ACCESS MEMORY, DUAL FLOPPY... DISK-DRIVE, STATE-OF-THE-ART COMPUTER... AND THE MOST CHALLENGING THING YOU'VE GIVEN ME TO DO IS FILING YOUR BEAN DIP RECIPE!



*LIBRARY

C

O Have you ever wondered how much free memory you have left after
R loading a program in BASIC? It is no problem at all in Extended
N BASIC, where all you have to do is type SIZE.

E

R When in BASIC try typing:

```
1 A=A+S  
2 GOSUB 1
```

Type RUN

The computer will indicate a MEMORY FULL error

Type PRINT A (The resulting figure will be the number of bytes free).

Or did you know that the value of the fire button in the joy stick is 18?

There is a disk in the library of the Rocky Mountain 99ers Users Group that has this sort of tips and tricks that have been collected from magazines, newsletters, papers and many other sources.

There are ways to help the programmer in the programming using "screen wipes" (both horizontal and vertical). How to disable sprites by the use of call loads and all sort of good things.

The thing I liked most about this program is that it is freeware.

The collector has given it to the Users Group and so it will only cost you the regular library fee.

Here's another:

To check for image distortion of your monitor try the program:

```
100 CALL CLEAR  
110 CALL CHAR(32,"FF818181818181FF")  
120 PRINT :::::::::::  
130 CALL HCHAR(10,1,88,5)  
140 CALL HCHAR(10,28,88,5)  
150 GOTO 150
```

The program displays 32 vertical lines and 24 horizontal lines with the top 12 lines going across the screen. Five "x"s will appear on the left and right sides of line 10. Columns 1 and 32 will be missing from the bottom 12 rows. The program runs in BASIC (It will lockup the console in EXTENDED BASIC).

There are three files of this kind of help on the disk. Ask for the disk "TIPS".

If you are not picking up a copy of the disk of the month you are missing a great thing. There are some of the latest programs that have been written by Ray Kazmer, John Johnson, J. Peter Hoddie and others like them. Where else can you get six to ten programs like these for the price of one disk?

See you next time in the Library Corner

Ed Howard

PROXY BALLOT

For Members who will not attend the 9-13-88 meeting.

The following nominees have been submitted by the nominating committee

This ballot is for use by full group members as of 9-13-88 7:00 P.M.

Please enter an X by YES or NO for the nominees, or enter the Name of another person who IS an ACTIVE member if you so choose. Please vote for only one person per office.

<u>PRESIDENT</u>	<u>YES</u>	<u>NO</u>
Richard Gieseler	___	___
_____	___	___
<u>VICE-PRESIDENT</u>		
Keith Amann	___	___
_____	___	___
<u>TREASURER</u>		
Bob Charlson	___	___
_____	___	___
<u>SECRETARY</u>		
Wendy Humphreys	___	___
_____	___	___

If you're not going to attend the 9/13 meeting, please vote your choice as your vote does count! Please mail complete Proxy to:

Mr Bob Grossart, Write-in Ballot Administrator, 2523 S. Carr Ct, Denver, Co., 80227

This publication is printed monthly for the benefit of the membership of the Rocky Mountain 99'ers Computer Club. The Club and the paper are not for the benefit nor backed by any commercial enterprise. Both are non-profit in nature and are for the sole purpose of computer education. Any fees collected are used to defray any cost to maintain the organization. Neither the paper nor the Club have any affiliation with Texas Instruments. Any statements published in this paper are not necessarily the opinion of the membership.

OFFICERS AND CHAIRMEN

PRESIDENT-----	Mark Payne-----	452-3077
VICE PRESIDENT-----	"VACANT"-----	
TREASURER-----	Sherry Card-----	986-6544
MEMBERSHIP CHAIRMAN-----	Wendy Humphreys-----	279-9470
EDITOR-----	Mark Payne(Temp)-----	452-3077
LIBRARIAN-----	Pete Rorher-----	989-0958
LIBRARIAN ASSISTANT-----	Ed Howard-----	366-2303
PROGRAM CHAIRMAN-----	Vacant-----	
RM99ER'S BBS SysOp-----	Mark Payne-----	452-3077
RM99ER'S RBS Remote SysOp-----	Rich Davies-----	751-2222
RM99ER'S BULLETIN BOARD-----	24HOURS-----	450-5285
NITELINE BBS SysOp-----	Keith Amann-----	279-0175
NITELINE BULLETIN BOARD-----	24HOURS-----	277-1447
Extended Basic SIG Leader-----	Paul Dawson-----	978-0476
Gnaphis SIG Leader-----	Bill Myers-----	777-3353
Myarc GENEVE 9640 SIG Leader-----	Bill Myers-----	777-3353

Rocky Mountain 99ERS
 1825 E. 113TH Ave.
 Northglenn, Co.
 80233



 !!!! NOTE NEW ADDRESS
 AND BBS PHONE #

FIRST CLASS MAIL

```

:
:Please check the expiration :
:date on your label. This is :
:the date your membership will :
:expire. Renew today so you :
:do not miss a single issue of :
:TIC TALK !!!!! :
:.....:
  
```

01/88
 EDMONTON 99ER U.G.
 P.O. BOX 11983
 EDMONTON, ALBERTA
 CANADA T5J3L1