



# TI-DINGS

8711  
8712

090

New Jersey



GOOD TI-DINGS FROM NEWJUG NORTH  
NEWS FOR TI 99/4A COMPUTER USERS  
P.O. Box 84 Dumont, N.J. 07628

NOVEMBER & DECEMBER 1987 Volume 5, Number 11 & 12 (Dual Issue!)

## OFFICERS:

PRESIDENT: Steve Marino Jr..(385-7205)

U.P.: Bill Staedeli.....(384-4660)

TREASURER: Frank Filice.....(384-8797)

SEC.: Jim Ott.....(790-6052)

EDITOR: Henry Hein....(1-607-988-7789)

LIBRARIAN: Andy Westner..(967-9154)

MOITO: SUCCESS HAS MANY  
FATHERS, FAILURE  
IS AN ORPHAN.

NEXT MEETING: DEC 15th, AT DUMONT H.S. FACULTY ROOM  
7 P.M. TO 9:30 P.M.



## Merry Christmas



NEWJUG/NORTH  
P.O. BOX 84  
DUMONT, N.J. 07628



EDMONTON 99'er CUG\*  
P.O. Box 11983  
Edmonton, Alberta  
CANADA T5J 3L1

ATTENTION: USER GROUPS

PLEASE RECIPROCATATE

OCTOBER 1987  
MEETING MINUTES  
BY Jim Ott

Henry Hein

The September meeting was cancelled since only seven members showed up and I got there too late to take minutes. The minutes will continue as long as we have an editor.

The October meeting began at 7:15 with an attendance of 13 members. Steve Sr. suggested that we have less formal meetings. This shouldn't be much of a problem with the size of the group we have.

Steve Sr. made a somewhat final comment on the newsletter situation. He stated that if you asked every member in the room to be editor, you would get 13 excuses. We can't argue with him about that. The newsletter will continue as long as Henry Hein doesn't mind doing the job.

The balance of the club's equipment will be for sale at the next meeting. Steve Sr. didn't exactly say what is left, however he did say what isn't. There won't be any p-cards or P-boxes.

Our treasurer reported a balance of \$443.69.

The meeting ended at 8 PM and was followed by a successful demonstration of JOYPAINT.

**N O T I C E**

CORRESPONDENCE FROM MEMBERS AND USER GROUPS SHOULD NOTE THE FOLLOWING ADDRESSES FOR ARTICLES, COPIES OF SOFTWARE (W/BASE MAILERS WITH DISKS) AND INQUIRIES TO:

Henry Hein  
RD #1 Box 343 A  
Otego, NY 13825  
1-607-988-7789

or  
Steve Marino, Jr.  
124 Grove Street  
Bergenfield, NJ 07621  
385-7205

**DISCLAIMER:** The opinions expressed in this newsletter are of the author(s) only and may or may not reflect those of the user group. The club does not take responsibility for errors in 'hard copy' or technical data contributed by authors quoted here.

NOVEMBER 87 NEWSBYTES  
FROM THE 'FARMER' IN THE DELL

The new TENEX catalog offers some new additions to the TI user's world. Software is still being made and distributed by this outfit and should be worth looking into. Want a word processor on a cartridge, save text on a cassette? They've got it. Don't know how good it is, but for the price and portability of your TI to a weekend residence or motel you've got it! Even a printer hookup to the cartridge! Surprises are still forthcoming. Among other things, flight simulators, games, enhancements for many graphics programs, et al., fill this catalog's menu of some good tidbits. Just get a load of hardware enhancements, too. Make your TIM texts compatible with IBM text and vice versa! No need to tell you how important that can be.

A SHAREWARE program Ellen K sent me last month called LABLER is written for both RS232 and PIO printers. You can make fancy labels, return address or sending, with a graphic design without the manipulations of CSGD 3. However, I think the format is too large for a personal size envelope label. Nice program, fast, and easy to run, though. If I can adjust it for my own personal use I'll send the Canadian author his due.

Another interesting SHAREWARE program is called NETWORTH. I sent the disk to Steve last month. It is lacking in certain details. You can put the program to very good use, however, by RUNNING the program, enter sketchy data, and save it. It saves in that very useful DV 80 format so you can edit it and refine a nice 'Profit and Loss' format or a straight listing, with the aid of other utilities like TIM and MULTIPRINT, (Ed Machonis' update of Tom Freeman's) version. Since TIM and MULTIPRINT do NOT add and subtract your input figures, it is best that you enter them while RUNNING your NETWORTH program. It's great for those who do not have MULTIPLAN. The main drawback of the program is that you have to do your entries with NETWORTH first, and you are limited to 28 characters in labeling your mathematical entries. For example, should you like to include several bank accounts with account

numbers you may have a problem getting them all in one line. The program should allow for two, or better three lines of entry should you need it. For example: 1st National City Bank in trust for \_\_\_ Acct # \_\_\_\_\_, etc. is more than one line. Enter a liability: Car Loan 85 LeSabre, Municipal Bank Acct # \_\_\_\_\_, etc., may require more space, yet. It is not so good a program due to this limitation, yet it'll do the figuring for you with coded entries to identify the figures you put in, save them to disk, and recall them through TIM to expand them. Nice idea about the program, however, and should be improved to allow for more labeling data. Such a program would help those in business to apply for loans or mortgages by showing one's net worth. It won't substitute well for MULTIPLAN, but for those without the latter it should help to keep an ongoing record. It may even come in handy for preparing wills.

The same disk includes two other E/A programs, namely DISKDOCTOR and EASYDESIGN. The former is just what it says, plus it combines fragmented files into one to speed up the acquisition of data on the disk reducing such excessive wear on the step motor of the drive. The latter is a speedy character maker of your own design. I haven't tried it out yet other than that it loads and awaits your prompts. Will report on that soon, I hope.

I mentioned QUICKLOAD in last month's NL. It works! Nice job! Hope our members will byte, use, and pay the author's dues! I don't need it since I have other versions. The thing I like best, however, is that it pokes into memory a disk cataloger to be called up on key command while you are running any XB program and find out "What was that darn program's name?" Copies available from Steve. Pay up!

As I said, the TI world is still full of surprises and to keep them coming we must support those who support us.

Sorry to be so lax in my reporting. I've been shopping around for a satellite antenna for my TV. I get only two channels up here and the news from CBS (the Communist Broadcasting System)

from Binghampton and a faint NBC from Utica. Since I'm a political animal I would like to get more in-depth news without Dan Blather's and company slant. Now I can see the world, I hope, and with continuous coverage of actual events without relying on CBS and NBC editing out the truth! I don't get ABC and missed the World Series, though I'm not an avid baseball fan. With the satellite antenna I believe many shortcomings and media distortions will be resolved. Our installer just arrived and explained that I will have access to at least 15 satellites transmitting more than 100 programs and news feed substations, though not all are operating 24 hrs/day. Some are transmitting news events for the networks with full coverage for network outtakes. We only get the little cuts on the ordinary network news programs. But now I can see the WHOLE THING as it happens, uncut, unslanted, and not UNreported. Cost? Well, I must put off my NYARC Geneva and IBM clone purchase, but I can still do my writing and commentary on this 'wee sleekit beastie.' (Robert Burns). NOT A BIDEN QUOTE!

For those of us who still watch for movies on Vietnam here's one worth watching. HANOI HILTON has been released by Warner Bros. on video tape. It was boycotted by Jane Fonda and her anti-American Hollywood crowd from being shown in movie houses. I heard it is hard to get in the Metro NY area. I rented it from a local supermarket here for ninety-nine cents. Some rental dealers are in the conspiracy, too, and claim they haven't gotten it. Maybe on purpose!? It should have been an academy award winner. The subject is dreadful, but the story is REAL! and portrayed with dramatic impact. Anti-War, YES, but NOT anti-American!

Unlike the present CBS Vietnam "Tour of Duty" series, the main thrust of the film shows how Americans were manipulated by the media in the conflict, and playing into the hands of communist propaganda.

If you are unaware of the power of the media one should go back to their history books to determine the cause of the Spanish-American War near the turn

Sorry if I sound too political in this NL. As I said, I'm a political animal, and media watcher. As a student of history too, I learned a great deal about political propaganda in both world wars having done some papers on the subject. The commies have learned a lot from Josef Goebbels, the NAZI minister of propaganda, and emulate him everywhere. If you have a short wave radio tune in to Radio Moscow once in awhile to get a hint of what I'm writing. Why be in the dark? They broadcast 24 hours a day, in ENGLISH, and many other languages, too. You can see the impact this has made to cause so much anti-Americanism around the world.

By the way, I use some of those techniques in this NL, but at least in a beneficial way. I'm a dedicated TI user and will try not to downplay any of our supporters. Borrowing an Agnewism, I'm not a 'nattering nabob of negativism,' but I will help with constructive criticism any hardware and software developers. Now back to the news of TI.

Loads of rave reviews on the NYARC Geneva! There are many out there and the software for it is growing. Much of it we already have. CorComp peripherals are making their mark on the community, too. Horizon RAMdisks are coming of age. TRITON's XB is selling well. I hope RYTE DATA can make it with their MECHATRONIC Card and other peripherals. The one I think they should have a good sale on is the additional chip for making the TI Disk Controller card into a fully TI compatible DS/DD system. Among other things they really made some very worthwhile contributions to the community.

RYTE DATA translated and published several months ago a book by Monte Schaidt called TECHNICAL DRIVE detailing the inner workings of all aspects of circuitry in the 99/4a and all its TI made peripherals. Also, CorComp's 9900 Clock, Triple Tech Clock Card, and Stand-Alone Clock are structurally analyzed. Only \$17 and \$2 for S+H. Included are sample programs to interface your peripherals for maximum use. Send check to above at 210 Mountain Street, Haliburton, Ontario,

Among the other items from RYTE DATA are the GPL ASSEMBLER (enhanced v.2.1) with a high sea loader package. Enables programming in TI's unique GPL code never before documented. Write your own 'modules' or update those you have. The package includes printed documentation, update support service, and documented GROM-ROM listings, with the book 'INTERN'. An example program is included with source, object, and list files on disk. Requires 32K and printer recommended. Price \$49.95, with LINKER (below) \$59.95.

The LINKER sells separately for \$15. It automatically converts MS BASIC statements to TI BASIC, and creates RUNnable program files from compressed or uncompressed GPL Assemble object files and run through Option 5 of E/A.

Another RYTE DATA product that has had mixed reviews is their BASIC COMPILER v.1.1. For \$22 included S+H. How inexpensive should a compiler be!

COMMAND DOS by Monte Schaidt imitates many of the features of DOS's made for IBM, APPLE family, and other late model computers such as the ATARI 540 and AMIGAs, but made exclusively for the 99/4a with the full peripheral configuration. For those who don't know what DOS is yet just think of what DISKO does plus! For only \$29.95 from RYTE DATA, above. It does more than Birdwell's BSKU program (a DISKO type plus) I wrote about a year ago...or even DM 1000. If enough requests are made they may offer a module version. Quoting a note from RYTE DATA flyer "COMMAND DOS does not use up the usual memory areas. Another great feature of COMMAND DOS is that it loads into the memory space >6000 to >7FFF. The first disk based version requires a GRAMKRACKER, Super Space module, Maximea, GRAM Card, Cache Card or 8k RAM E/A module."

Great Lakes Software of JOYPAINT fame has come out with CERTIFICATE maker for \$19.95 +\$1 for S+H. It imitates the programs made for APPLES, IBMs, Amiga, and ATARI ST, but with several extra benefits. It comes with six text fonts in two sizes, twelve different borders,

twenty-four predesigned graphics, as well as signatures and seals! Prints to any EPSON/STAR in single or double density. Send check to above at 804 E. Grand River Ave., Howell, MI 48843.

Try buying one for that price for your 'other' computer.

Anyone out there ready to write a brief article on the versatility of the DV/80 file format? There are lots of people out there and here who do not know one file from another. It's time to give an explanation for the layman. I do know now of its many uses and I marveled at them in these NLs. It's time this computer's edge over others should be honed for the layman's use. I see it everywhere and in everything I do with this wonderful little monster but I don't fully understand enough the whys and hows.

FRINSTANCE: Why did TI use it for TIM textfiles? Why did TI ARTIST use it for picture, instance, and font style files? Why FONTWRITER I and II use this as a data storage medium? I can understand why HBM PRINT, PRBASE, and DATA BASE I use it as a data storage option. For accessing your data through TIM, of course! Well, I'd like someone to write an article for this NL for those less knowledgeable than me, though I'm far from fully educated on the topic. Any volunteers? How about a rundown of types of file storage and what 'advantages,' if any, they may have in data storage. The original TI manual doesn't give the whys. Something to look into, isn't it?

John Bonito wrote me that he has trouble with the MULTIPRINT program. If he has a copy of the QB 99, March 87 that was distributed by the Queensboro US at the TICOFF he would find an almost flawless update of it in hard copy. It shouldn't take more than fifteen minutes to correct the original. Tom Freeman's update was also available at the TICOFF along with many other utilities on a disk that the LA US now sells for eight or nine dollars with a nicely bound folder of docs about the programs.

Those who missed that TICOFF 8 months ago really missed a lot.

I believe that disk package from the Boston Computer Society (TI section) is still available for the price quoted several months ago in this NL. I haven't seen the minutes of the last two meetings to see if the purchase was authorized. Other packages are available, too, like AMNION Software and the former International User Group's (check recent K-Town NLs). The BCS (above) has some of the most recent software, both SHAREWARE and US member offerings.

Still haven't gotten the pack of missing exchange NLs from Ralph K. Nor a copy of the last two NLs of TI-dings! Even the Pony Express was never that slow!

The Queensboro US offers its invitation to regionalize US's at the suggestion of West NY US prez Harry Brashaer. A lengthy comment by Harry has been making the NL rounds, criticized by some and praised by others. I can understand that some USs like FRONT RANGER, K-TOWN, CHICAGO, and others would like things as they are since they are many in number. The NJ groups are fragmented due to defections and internal conflicts. It's a shame that US's in a small state can't get together more and unify. Harry Brashaer may be right in this case! Well worth looking into. SERIOUSLY!

Thanks Frank, for getting hold of my copier supplier and saving me some long distance phone costs. I'll have the machine running soon now so to enhance the pages of this NL. Sorry to the club and NL exchangers for my meager output last month!

Gleanings from Micropendium  
By Frank Filice

Vol.4, No8, September, 1987

Feedback.....Page 8  
-Unknown moral: solving program

problem by opening cartridge and checking soldering job

-Cures for Geneve's recurring ailments: hints and kinks re afore mentioned computer

-Clarification issued: re RAM/LOADER program which appeared in Fairware section

-A poor excuse: comments on editorial comments

BASIC.....Page 10

-Tutorial on saving and retrieving files in programs

c99.....Page 14

-Writing variable names: a tutorial for c99 programming

More Mini-Memory power.....Page 18

-Part two of a two part series re power of the Mini-Memory utility

Geneve.....Page 24

-A status report on the 9640: initial column devoted to the afore mentioned computer

Adapting character sets with EFDNT.....Page 27

-An enhancement of lower case character set

Super X-BASIC VRS 120.....Page 32

-Product review of enhanced version of X-BASIC

PC Connection.....Page 34

-Product review of cartridge-based program that transfers TI text files into a PC format and vice versa

Newsbytes.....Page 35

-Third party product for Geneve is set

-New BBS on line in Oregon

-Exhibitors listed for Chicago event

-Games featured on TI-Keep BBS

-Australian developing TI to MS-DOS system

-Proto-typing board developed by users

-Asgard to supply large-print manuals

-Spad XIII upgraded by Not-Polyoptics

User Notes.....Page 37

-Continuous time-keeping: for Triple Tech card by CorComp

-Put commas in their place: when using large numbers

-Help is here for GP-100TI owners: re poor documentation supplied with the afore mentioned printer

-Brrr! How cold does it feel?: windchill factor program

-Sprite correction in TI-Forth

FROM TI TO PC AND BACK  
by John Bonito

Do you wish you could transfer files from your TI to your PC? It's easier than you think. Read on for details to transmit ASCII files from and to the TI 99 4/A and the PC-XT. Although the specifics in this article apply to the TI, with the proper cabling or using a null modem, data can be transmitted between any two computers.

If you are using a modem with your PC you're part way there. Use the standard RS232C modem cable you are presently using without modification. It has all the wires connected in parallel to the same pin number on each connector. Only 8 of the 25 wires are used and since the TI RS232C is configured as Data Communications Equipment (DCE) it is not necessary to switch pins 2 and 3. Just plug each cable connector into the serial port of each computer.

Boot up both computers and load a communications program into each one. Since I use ProComm on my PC the comments will apply to that program but the procedure is the same regardless which program you use. Using ProComm on the XT and either Fast-Term or P-Term on the TI, both programs will transmit and receive properly. Configure each program to use the same parameters and set to access port 1.

All files to be transmitted must have been saved in ASCII format. Default on some word processors is to save the files in their own unique format but the user can elect to save the file in ASCII. If unsure of the file format, load the file in the word processor and save it in ASCII format before transmitting. When transmitting, if you get hex values or garbage on the screen, it indicates a non-ASCII file.

If the lines overwrite each other on the screen, then line feeds are required. Use ALT F3 on ProComm or FCTN J on Fast-Term to toggle line feeds on/off.

USING P-TERM

Receiving on the XT...

1 - On the XT, press ALT F1 and enter the drive/filename to open a buffer to capture the file

2 - On the TI, press CTRL 2 and enter the drive/filename of the file to be sent, then press CTRL 3 to send line by line or CTRL 4 to send all at once. The XT should be displaying text

3 - On the XT, when transmission is complete, press ALT F1 to close the buffer and write the buffer to disk

Receiving on the TI...

1 - On the TI, press CTRL 5 to clear the buffer, if necessary

2 - On the XT, press PgUp, then choose 7 to upload ASCII files and enter the drive/filename of the file to be sent. The TI should be displaying text

3 - On the TI, when transmission is complete, press CTRL 6 to close the buffer, write the file to disk, and prompt for a new drive/filename. If you aren't sending again, press <ENTER> to return to terminal mode

USING FAST-TERM

Receiving on the XT...

1 - On the XT, press ALT F1 and enter the drive/filename to open a buffer to capture the file

2 - On the TI, press FCTN N and enter the drive/filename of the file to be sent then press FCTN , (comma). After choosing whether to send line by line or all at once, press enter

3 - On the XT, press ALT F1 to close the buffer and write the file to disk

Receiving on the TI...

1 - On the TI, press FCTN B to clear the buffer, if necessary, then enter the drive/filename to open a capture buffer

2 - On the XT, press PgUp, then choose 7 to upload ASCII files and enter the drive/filename of the file to be sent

3 - On the TI, press FCTN B to close the

buffer, write the file to disk to disk, and prompt for a new filename. If not receiving any more files, press <ENTER> to return to the terminal mode.

Note: Using Fast-Term and sending a file from the XT to the TI, the TI screen will display the first 40 columns of an 80 column line, then scroll up one line and display the remainder of the 80 column line sent. The next 80 column line transmitted will overwrite the last 40 columns displayed, scroll up one line and send the remainder of the second 80 column line. The complete file will be displayed in this manner on the screen making it unreadable but the file will be saved to disk as an 80 column file in its entirety. If you want to read the file as it is being transmitted, change the Fast-Term parameter file.

Referring to page 15 of the TI RS232C manual, column 1 indicates the transfer time for a 256 byte record from the serial port. Columns 2 and 3 indicate the transmission times for two different length files at different baud rates from the TI to the XT. Transmitting over 1200 Baud caused characters to be dropped.

	(1)	(2)	(3)
WORDS	1490 WORDS	230	
	BAUD	SECONDS	SECONDS
	300	8.6	52.04
	1200	2.5	14.02
	9600	0.3	9.26
	19200	-	--

You can use this method to save typing ASCII files you may want to port over to your PC. Also, you can list a basic or Xbasic file to disk (i.e. LIST "DSKn.filename") to convert the program to a D/V 80 file. Then load the file into basic on your PC and edit each line to change the code to the proper format. That's another story.

This setup works for me on my PC-XT. If you are unsure about the wiring, check with another user who might be familiar with the setup.

TI-DINGS 12/87  
N E W S B Y T E S:  
By Henry Hein

It's Christmas Time! Merry Christmas  
and a Happy New Year to All!

#### REGRETS FROM THE FARM!

Last month's edition was sent to our former printer ON TIME for publishing, on November 6th. However, our printer said he never got the material! I'm putting a tracer on it! Meanwhile, as you readers can see, I'm including SOME of the material and combining both this and last month's material.

SORRY ABOUT THAT!

#### NEW CATALOG FOR TI USERS!

The new TENEX catalog just arrived at the farmstead and it is loaded with add-ons, software, and update stuff. Hate to repeat everything that's there you can write for your copy by sending a letter to TENEX COMPUTER EXPRESS, PO Box 6578, South Bend, IN 46660. Without too much comment I'd like to remind all readers that the death of the TI 99/4A is grossly exaggerated. (Mark Twain) As a matter of fact, its usefulness has expanded many fold since TI left the home computer marketplace.

End of Year!

The end of the year approaches and the next meeting should be dedicated to the election and installation of new officers.

#### Comments from Afield!

Our NL exchange shows many comments about 'upgrading' to other computers. Most of the comments are negative, or turn thumbs down on the notion. Reasons: Many programs are available to do the things the 'big boys' are doing except for the speed of operation. Many are impressed with demos of GENEVE owners in their clubs. USER written, SHAREWARE, and new commercial software is still proliferating making our wee sleekit beasties more and more 'talented' and productive. Some of this user written stuff is excellent and can be had for the price of a good disk, plus mailing! The other two types of support are reasonable in cost, generally, considering what's available to the 'big boys.' Some may not live up

to one's expectations but one doesn't lose much for experimentation or following reviews offered by users in our NL exchange or in MICROPENDIUM.

The latter is our most prolific source of information outside of the TENEX and Ryte Data catalogs.

Sure you can be wary about 'upgrading' to a cheap IBM clone. Stay wary! The GENEVE is already here should you want a REAL upgrade! With almost ALL the capacity of running programs made for the 99/4a at speeds heretofore unimagined. All of the graphics programs made for the 99/4a are RUNable and new ones to rival Desktop Publishing programs are available such as MYART! Our unique file storage system (DV 80) makes so many tasks easy and accessible as compared to other computers.

Yes, there are some defectors who have left and bragged about it! Looking at some samples of printed graphics output does not look very impressive to me. I have an APPLE that does very well but I haven't used it in three months! I only bought it as a companion to keep me occupied when this home I'm living in was only a summer or weekend retreat. It does have some great features, a good word processor, data base, and spreadsheet called APPLEWORKS. Yes, integrated! BUT NOT AS PROLIFIC as TIN and MULTIPRINT, and, thanks to DV 80, can be integrated with MULTIPLAN, and a couple of data base programs such as TOTAL FILER, PR BASE, or DataBase (very slow) 1000. Still waiting to hear or read reviews on Mark Beck's SuperFiler.

Thanks to Ralph K! Finally got the missing NLS. Will report below.

I hope our members have been purchasing programs mentioned and reviewed here. Our support, even though still sizable, can diminish due to pirating. Craig Miller's support is one of our worst casualties. I can't blame him since he made his living on supporting us. His contributions were great, to say the least, and others have backed out, too. The loss is ours, alas, and hastened by by the greed of unscrupulous users.

#### MAGAZINES ON DISK:

Some of us have heard of or know of another significant TI supporter,

namely, Barry Traver. Barry has often given free consultations to TI users and has published two years of his GENIAL TRAVELER. He offers each Vol. 1 and Vol. 2 for sale at \$36 each or both for \$65. Also, he is marketing a set of six disks referred to as the John Calvin project for \$24. Write to Barry Traver, Genial Computerware, 835 Green Valley Drive, Philadelphia PA 19128 or call 215-483-1379.

The programs and docs on these disks are very useful. There are also worthwhile tutorials on programming techniques in BASIC, XB, and E/A, plus useful routines to include in your programming.

#### NOTE TO CLUB MEMBERS:

Jim Ott wrote me to say that only 8 members showed at the November meeting. No new business was discussed. Some of the leftover articles in stock were sold and the rest will be for sale this month. Jim thinks the lack of attendance was due to members not keeping their copy of October's NL which contained the dates of meetings. I never got a copy of my own October NL and the data WAS sent to Steve. Guess I shoulda made a backup, but...!

#### TO BILL S:

NO, I never got a copy of the program you pointed out to me but I'll inquire about. And NO, the nearest US is 80 miles away. Guess I'll have to make a few trips to my old stomping grounds to to cue you guys on the landline. I still got relatives there. Thanks for sending me the packages. Still trying to find time to read them.

Who said I can lie on my backside now that I'm retired? Now I'm inundated with visitors, both relatives and not, but I'm enjoying it immensely. Besides, that satellite antenna keeps me busy in my other avocation- media watch. I like checking on the accuracy of the news media which still shows a significant bias against powers that be! Who was it who said that "vigilance is the cornerstone of democracy?" Was it Jefferson? Also, I'm going to free lectures at the two local colleges nearby to relearn and reenforce my learnings of History and Political

Science. It may be dull to some but I get a great kick out of posing TOUGH questions to some of those young professors. They also make some students think.

Any of the club members are invited, come and stay a couple of days. BRING BLANK DISKS! or send a few for programs I CAN duplicate (non-copyrighted). There's lots around, folks! Wish you were here! or give a ring after 7PM. It AIN'T that expensive!

TICOFF 88 notes:

Bob Guellnitz of Roselle Park H.S. is running the show again. Art Byers is again TICOFF's mainspring. They still have my name and old address on their letterhead as one of the committee but I don't see how I can help in the cause. ANYWAY, anyone can get ON LINE with the SOFTWARE SUPERMARKET RBBS codeword TICOFF OR call Bob at work 201-241-8902 or home 201-382-5963. I think GENIE will have a TICOFF electronic 'mail drop' for TI USERS. The Software Supermarket RBBS (I wasn't given the number to call) has some computer equipment of ALL kinds and makes to sell. Ask Bob for the number if interested, and call for the TICOFF date and time. It will be held in March, I believe, and it will include hardware and software for other computers, particularly for IBM clones.

From the looks at the behavior, or lack of participation of our club members, I think we are dooming ourselves to oblivion this coming year. Sounds cynical? No, just realistic! I hope the club continues either with merging with other groups or on its own. We still have a good thing going but it's up to us to participate ACTIVELY. Remember Franklin's dictum: "...hang together or we'll hang separately." Again NOT a Biden quote.

Don't forget to do some SERIOUS deliberation at the NEXT MEETING.

JIM PETERSON of TIGERCUB SOFTWARE announces:

130 programs in the TIGERCUB catalog have been reduced to \$1 each plus the cost of \$1.50 for disk and mailing. His 18 full disks of programs are selling for \$5 each postpaid, minimum order \$10. The four disks of Tips from the Tigercub are still available for \$10 each and the three NUTS & BOLTS disks for \$15 each. Write to Tigercub Software, 156 Collingwood Ave., Columbus OH 43213 or get on-line at the Central OHIO 99ers BBS 614-263-3412 for a listing of his wares or send him \$1 for his catalog (deductible on the first order.) He can't afford advertising and his dedication to users keeps him going. Great stuff, JIM!

ON DV 80 FILES:

In these pages I make a humble attempt on showing the versatility of this file saving format. I do not presume to know what or how it functions, but through these four years of using it I can attest to its importance. If you do know the why's and how's PLEASE contribute your expertise. You may enlighten me and, undoubtedly many others, to make it more useful yet for perhaps even more uses. There are more experts out there than there are newsletter editors and writers. Couldn't SOMEONE (remember him?) share some of your expertise with those less knowledgeable?

NEEDLESS TO SAY: ANY WRITERS OUT THERE? POSITION NEEDED: NEWSLETTER EDITOR FOR T.I.-DINGS! PRESENT EDITOR FEELS HIS EFFECTIVENESS HAS DIMINISHED DUE TO LACK OF PERSONAL CONTACT, SUPPORT OF MEMBERSHIP, AND LONG DISTANCE COMMUNICATION. LET'S HEAR A WORD OR TWO FROM MY COLLEAGUES. NO, I'M NOT LONELY. FAR FROM IT, even though I do miss seeing you. I actually hear more from PC and Apple folks than from my own group.

Meanwhile, I thank Frank Filice, John Bonito, and Jim Lambert for their tremendous help in supplementing my

egomaniacal ravings of the past with some excellent reviews and articles of interest.

It has INDEED been a pleasure, a treasure, and an experience of great measure, to serve YOU!

No, I'm not resigning! but haven't I filled in long enough, a full year since I asked to find a replacement? I promised to help, remember?

Seriously, though our ranks seem to be diminishing, I notice among the NL mailings that some 'former' TI users are coming back into the folds. REASONS: familiarity, inexpensive support, inexpensive upgrades, (MYARC etc.), and the unique capabilities it has.

A SEASONAL NOTE TO MEMBERS:

This dual edition, though brief, is embellished with many of the files made for TI-ARTIST, JOYPAINT, GRAPHX, CS6D3, and The PRINTER'S APPRENTICE. Some of the files, (instances) include several adaptations of PRINTSHOP, made for Commodore, Apple, and IBM, but 'magically' transformed into instances for TI use. It was fun doing these collages and the embellishments on the front page. These are only a sample of the many instances that can be had through ASGARD, TPA, CS6D, GRAPHX, JOYPAINT, FONTWRITER II, and other programs.

You CAN make up your own by drawing with these wonderful graphics programs and do many tricks with them, thanks to DV 80 filekeeping and some excellent conversion programs included with the above.

The sources of these files were written and listed for a year or more in these pages. If fellow members have any questions or would like to have them just write to me and I'll tell you where to get them. I can only copy those for you that are NOT copyrighted! Besides, they are very inexpensive! Look up your old TI-DINGS, else write to me.

Yes, some of the big computers can do more, but at what price? I'm glad I stayed with it and I intend doing so.

*Pax in terra hominibus bonae voluntatis.*



The Prolific DV 80  
by Henry Hein

The accuracy of this article may be in dispute since I am not a pro computer hacker. I'm just a user who feels that my discoveries should be shared to help others understand why this file format has been important for me, if not for others as well.

About a year ago I purchased two double sided drives to upgrade my system. It enabled me to run a program and store data collected for a local church's listing of patrons of its annual bazaar. I deciphered the scribblings of names and addresses of more than 720 guests and punched them into the computer for later mailing lists announcing future events. I used the program DataBase 1000. With the latter's report options I decided to do some tricks, sorting by zip codes, last names alphabetically, or by towns, etc. There was another option, that is, of storing the data which I sorted in D/V 80 format. Suddenly I realized that that's the way TIW stores data, TI ARTIST, MULTIPLAN, FONTWRITER, etc. With this sudden awareness I realized that TIW could read this file, and sure enough, it did, and printed it too, for making address labels! Though DB 1000 had its own labelmaker program I opted to save the sorted data in DV 80 for final output. DB 1000 did not have editing capability but TIW DID! This capability enabled me to do other things, too, as I progressed into other areas of file management. PR BASE came, much faster and more versatile in operation, though lacked DV 80 option.

About mid-year, I read an article in May's CHICAGO TIMES NL by Anne Dhein, which I included in TI-DINGS. The author makes some interesting pictures by using TIW and transliterate commands. Guess how they're stored. That's right, TIW's DV 80! ARTIST can read it and put out it's graphics!

Some other user programmers came up with CONVERT programs making it possible to convert graphics stored by other programs in non-DV 80 files into same for use by ARTIST, JOYPAINT, and the PRINTER's APPRENTICE, and now - MYART. TPA came up with a font conversion program, along with FONTWRITER, etc.,

but the former doesn't store them in DV 80. YEP! How is this an advantage for graphics use? By calling up the files in TIW you can at least look them up, that is fonts or instances, examine them, possibly combine them, or follow patterns to make your own or alter them to YOUR taste.

All of these programs now have some compatibility to play around with, that is, with TIW.

Along with that, MULTIPLAN can store in DV 80 your spreadsheet data for TIW printouts. If you store your data otherwise, you WILL have trouble accessing it. BUT... there are file conversion programs out there made by users to do just that! to DV 80. Also, Tom Freeman made it possible to print out your MULTIPLAN sheet with his little SIDEWAYS program, available with other printing utilities for \$8 via the LA User Group with a nicely bound booklet of docs.

For reasons unknown to me I found that writing text with TIW in single window 40-column mode and saving it takes up less space on a disk than in writing the text in that inconvenient 3-window 80-column mode. I posed this question about a year ago and haven't heard from anyone about it nor saw an answer to it in any of our exchange NLS. Although it digresses from my little thesis I still find it a curiosity.

In contrast to other computers, like the APPLE IIc, graphics programs made for it are made by competing manufacturers who REFUSE to make their library files compatible with others due to their hidden file storage differences. The methods they employ are hidden and too hard to crack to bother. With TI users themselves have come to the rescue, as well as software developers. TI Artist has its own CONVERT program, TPA, FONTWRITER I and II have theirs, along with others. They want to make things easy, I guess, for US orphans. What other computer has this support?

As for me, the DV 80 is SUPER! I'm ever so glad to own a TI. It makes things simpler. Now let me get back to work. It seems to get simpler all the time!



32K ON THE 16 BIT BUS

By - John Clulow *via NWON10 UG 10/87*

Based upon ideas from Mike Ballmann

The following is a step-by-step description of how to add 64K of RAM memory on the 16 bit bus. The present modification uses only 32K. This corresponds to the memory space of the 32K Memory Expansion. The modification yields a speed increase of about 50%.

Mike Ballmann is currently working on a circuit to allow CRU decoding of the remaining 32K. This will open up a whole new area of software, including such possibilities as a real DOS which could be loaded into RAM from disk on power-up. The 32K modification described below can easily be modified for full decoding upon completion of Mike's work.

You will need two Hitachi HM62256LP-12 RAMs. One source of these is Microprocessors Unlimited. They cost around \$12. You'll also need a 74LS21 and a 74LS153. These can be obtained from various electronics supply houses. All wiring should be done with wire-wrap wire. You should use a low wattage soldering pencil with a fine, pencil type tip.

The modification is done on the main board of the Black Silver console, and you'll need to refer to the Logic Board Component Location Diagram in the TI-99/4A Console Technical Data book.

1) Remove the board from the console, and identify the two ROMs. They are located between the GROM connector and the 9900 IC. One is parallel to the 9900 and the other is perpendicular to it. They are U610 and U611 on the Component Location Diagram.

2) Bend the pins on the HM62256 IC's closer so they will firmly contact the ROM pins when piggy-backed. One way of doing this is to place the RAM on it's side on a table and then move the body of the IC toward the table to bend the pins uniformly.

3) Bend out the following pins on both HM62256 RAMs: 1 2 20 22 23 26 27 28. These pins will NOT be soldered to anything on the ROMs. Holding the IC with the notch up and looking at the top, pin numbers start with pin 1 on the upper left, go down the left side, then across and up the right side. Pin 28 is opposite pin 1 on the end with the notch.

4) Place one HM62256 over the ROM that is parallel to the 9900. Make sure the notch points toward the 9900 and that the writing on the 9900 and the 62256 can be read from the same direction. Place the RAM such that pins 1 2 27 and 28 extend beyond the end of the ROM. The un-notched end of the RAM should line up with the un-notched end of the ROM. There should be a sort of "spring tension" that clamps the RAM pins onto corresponding ROM pins below it. This will help to insure good solder joints. If the RAM doesn't fit tightly, remove it and bend the pins closer.

5) Solder all RAM pins not bent out to the ROM pins below. Use a low wattage pencil with a fine, pencil type tip. Inspect each solder joint carefully in good light, under magnification.

6) Place the second 62256 on the ROM that is perpendicular to the 9900. The notch on the RAM points away from the 9900 and toward the edge of the board. As above, solder and inspect all pins that were not bent out.

7) Bend out the 74LS21 pins 1 2 4 5 6 8 10 12 14. Note that pins 1 and 14 are across from each other on this 14 pin IC.

8) The 74LS21 will be piggy-backed on the 74LS138 U504. This IC is located adjacent to the end of the board where the edge connector is. There are two 138's next to each other. U504 is the one nearest the end of the board. You will place the 74LS21 so that the UN-NOTCHED end lines up with the un-notched end of the 138 (pointing toward the cassette connector). Pins 1 and 16 of the 138 will extend beyond the notched end of the 74LS21.

## 32K ON THE 16 BIT BUS CONTINUED

9) Before positioning the 74LS21, solder 1/2" lengths of wire-wrap wire to the 138 pins 7 and 9. Then position the 74LS21 on top of the 138 and solder all pins not bent out to the 138 pins below and inspect the connections.

10) Bend out all of the 74LS153 pins EXCEPT 8 and 16.

11) Place the 153 over U613, a 74LS194. The notch will line up with the 194 notch and point toward the edge of the board away from the 9900. Solder pins 8 and 16 of the 153 to pins 8 and 16 of the 194 below.

12) At the end of the 9900 opposite to where the RAM's have been piggy-backed, you will see a line of three ICs. They are a 74LS00, 74LS32, and 74LS04. The 74LS00 is U606 and the 74LS32 is U605. Turn the board upside down so you can see the traces. Find the trace that runs from pin 11 of the 74LS00 (U606) to pin 13 of the 74LS32 (U605). Double check to make sure you're doing the pin numbering correctly. When you've found the trace, cut it with a knife so there is no continuity between the LS00 pin 11 and the LS32 pin 13.

13) Identify the piggy-backed RAM that is perpendicular to the 9900. Solder wire wrap wires connecting every bent out pin on this RAM to the corresponding bent out pin on the RAM that is parallel to the 9900. Pin 1 to pin 1, pin 2 to pin 2, etc. There will be eight wires in all to solder.

14) Solder wire-wrap wires to make the following connections on the RAM that is parallel to the 9900. Pin 1 goes to pin 24 of the 9900 (solder the wire to the 9900 pin on top of the board). Pin 2 goes to the 9900 pin 22. Pin 20 goes to two places. Connect pin 20 of the RAM to pin 22 of the RAM and also to pin 8 (bent out) of the 74LS21. There should be three wires coming off pin 20 of the RAM. Pin 23 of the RAM goes to pin 21 of the 9900. Pin 26 of the RAM goes to 23 of the 9900. Pin 27 of the RAM goes to pin 61 of the 9900 (fourth from the top on the right side). Finally, connect pin 28 of the RAM to pin 20 of the 74LS244 adjacent to the piggy-backed 74LS21.

15) Connect the following 74LS21 pins with a bare wire: 1 2 4 and 14. Connect the short wire from the 138 pin 7 to the LS21 pin 5 (bent out). Connect LS21 pin 6 to LS21 pin 12. Connect LS21 pin 8 (bent out) to the piggy-backed 153 pin 2. Connect the short wire coming from the 138 pin 9 to LS21 pin 10. Finally, connect the 74LS21 pin 14 to the 74LS244 pin 20 that you connected the RAM pin 28 to.

16) OK, we're almost done, so take a break and have a beer.

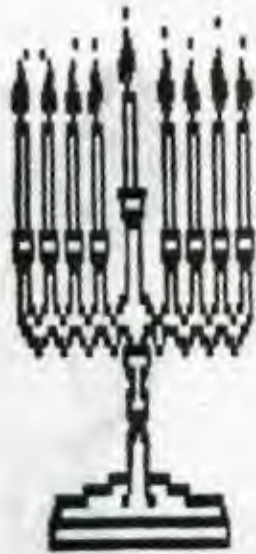
17) On the 153, connect pin 9 to pin 13 on the 74LS32 (U605). Pin 10 of the 153 goes to pin 14 of the 74LS74 next to it (U607). Also connect pin 10 of the 153 to pins 11 and 13 of the 153. Connect pin 12 of the 153 to pin 15 of the 153, and then connect pin 15 of the 153 to pin 7 of the 74LS00 U612 (next to the 74LS74). Connect pin 14 of the 153 to pin 11 of the 74LS00 U606; that's the one you cut the trace on.

18) That's it! Now have another beer before putting your computer back together. When you try it out, remember that this version isn't compatible with other 32K in the system.

If you have problems with this I can't promise I can help but feel free to give me a call or write EMAIL (419) 874-8838. Ask for John (or Hose-Head.)


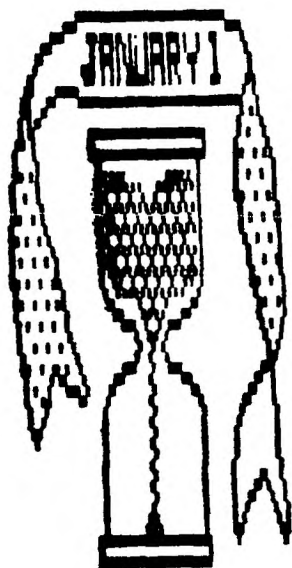


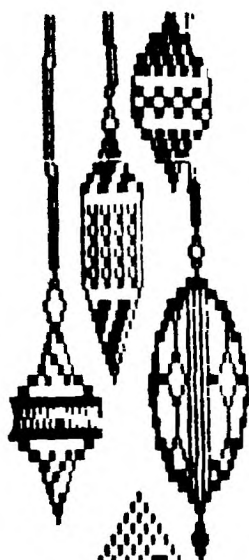

DIJIT Systems, the San Diego based company that brought professional quality RGB display to the TI-99/4A, introduced its latest product at the 99/FEST-WEST/87 in Los Angeles: The Advanced Video Processor Card. The AVPC fits into the Peripheral Expansion Box and is compatible with existing TI99/4A software. It features 80 column text and advanced graphics with up to 512 colors. The AVPC also supports Mouse and Light Pen inputs. The DIJIT Systems card contains 192K of video RAM and is designed to work with the "DIJIT-EYEzer", an external Gen-lock and video digitizing accessory. It will allow titling and graphic overlays on home videos as well as computer manipulation of external video images. The DIJIT Systems AVDP gives the TI-99/4A video processing power comparable with the Atari ST and the Amiga. The product is scheduled for release in August for \$195.00. DIJIT Systems 4345 Hortensia Street San Diego, CA. 92103 (619) 295-3301

\* Merry Christmas



TI DINGS





TI DINGS