



NEW HAMPSHIRE 99'ers



JUNE 1987
NEWSLETTER VOL 5 NO. 6
POB 5991 MANCHESTER, NH 03108

>OLD

June's meeting was to be a demonstration of LOGO II by Paul Bendeck. Unfortunately, the club system still consists of a one SS/SD drive and controller. Paul had brought all his material on SS/DD (or was it it DS/SD?) disks. Needless to say, the demo didn't go well. I am glad (in a selfish sort of way) to see someone else have a demo screw up. I thought I was the only one in the club who could have something work perfectly at home and then totally bomb out in front of everyone. Anyway, Paul will convert his files over to SS/SD and try again in July.

ELECTION

The officers for the coming year are:

- Paul Bendeck - President
- Chris Agrafiotis - Vice President
- Bob Bouchard - Treasurer
- Curtis Provance - Secretary

I am happy to remain as an officer and will continue to put together the newsletter. The other three officers are excellent people and I think you will find the change refreshing. I enjoyed being President for the last two years, but it was time for a change.

I want to thank Mike Mannion for being the Vice President. Mike has done a lot for the club in the way of printing the newsletters, donating programs, bringing his equipment to meetings, etc.

Thanks also to Dick Quimby for being the Treasurer. Dick has also been intimately involved with the newsletter process. He has kept on top of club dues, fund raisers, etc. and has done a fine job.

There are some people who perform duties for the club who also need to be thanked:

Richard Bailey takes excellent care of the club disk library. Richard not only knows what's there, he also checks each program to ensure that it functions the way it should. He frequently fixes bugs or adds enhancements to public domain items to make them better for you.

Elliot Hardy takes care of our newsletter library. Elliot will distribute to you a packet of newsletters each month and keep track of the ones you've seen. The newsletters we get from all over and always contain something of interest. For example, Helene has copied two articles for this month in her Random Ramblings.

Helene has done more for this club than any other ten people combined. The amazing thing is that Helene has never owned a TI! Why does she go out of her way to help us? Because she is a very generous person and wants to help people cope with their computers - regardless of the make.

NEW

July's meeting will see several demo's. The first will be some programs done in LOGO II by Paul Bendeck. Chris Agrafiotis will give us a demo of Mark Beck's Creative Filing System. Chris knows the ins and outs of several data base programs and seems happiest with this one.

PARAGON COMPUTING

Another demo tentatively planned for the July meeting is another product from Paragon Computing. I have developed a program which will read a text file and load each line into the command line of the Extended BASIC interpreter. In effect, you can now run 'batch' files on the TI. You may also directly convert program listings back into programs.

The 'batch' files are useful for initializing your system when you first power up, or for configuring your system to run a particular program. For example, if you have a MYARC RAM disk, you can use a batch file to partition the disk, give it a drive number, then run another program (such as FUNNELWEB). If you have a program which requires extra string space, you can have the batch file do a CALL FILES(!) then NEW then run the program. Anything that you can type into the command line, you can run from a batch file.

The program loader has a few extra features which make writing programs in text much easier. Leading and trailing spaces are ignored, so you can indent your program anyway you want. Lines whose first non-space character is the remark (!) will be ignored, as well as the tab record from TI-WRITER.

Other options are available and will all be shown in July if there is time.

Paragon Computing is made up of five individuals, most of whom are club members: Richard Bailey, Helene LaBonville, Michael Mannion, yours truly, and my wife. We are working on products which will increase the usefulness of the TI and push it to its limits. The program described above is an off-shoot from a DOS that is being developed. We are also working on hardware products which will give the TI even more capabilities than it already possesses.

PRODUCT ANNOUNCEMENT

TIGERCUB SOFTWARE
156 Collingwood Ave.
Columbus, OH 43213
(614) 235-3545

Tigercub Software has released Nuts & Bolts Disk #3, containing another 140 subprograms in MERGE format. Contents include 19 screen character fonts, etc.; 17 screen display routines; 6 screen formatting, 8 plotting, 6 joystick and keyboard, 32 math, 4 time and date, 10 input and accept, 9 string handling, 15 file handling, and 9 miscellaneous routines. The 11 pages of documentation contain a programming example to demonstrate the use of each routine.

The three Nuts & Bolts Disks now provide a total of 348 subprograms which even a beginning programmer can merge into his own programs and use, almost like having another 348 CALLs available in Extended Basic. The price of all three of these disks has been reduced to \$15 each, postpaid.

The four Tips From The Tigercub disks, and the 18 Tigercub Collection disks, have been reduced to \$10 each, postpaid. The 130 individual Tigercub programs have been reduced to \$2 each, plus \$1.50 per order for cassette or disk and postage (minimum order \$10). Cassette orders will only be filled until stocks of blank cassettes have been exhausted. Tigercub catalogs are available for \$1, deductible from first order, until stocks are exhausted.

I am very grateful to all of the user groups who have kept me on the mailing list for their newsletters, and I thank all those who have told me that they will miss my Tips. So, I have collected all the odds and ends in my files and put together Tips Nos. 42, 43, 44 and 45. I have also collected all the articles that I have written for my own user group newsletter and for others, plus some lesson plans for an Extended Basic class I have been teaching, etc., and I ended up with 3 full SS/SD disks. I can't afford to have these printed and mail them to everyone, but if any user group newsletter editor wants them on disk, I will be glad to send them at no charge. Anyone else can have them for \$5 per diskfull.

Many TI users will be travelling during the summer, and they might like to contact a user group in the area they visit. The only comprehensive up-to-date listing of user groups, as far as I know, is in Computer Shopper. A year or so ago I furnished Randy Holcomb, who wrote the TI Forum for Computer Shopper, my user group mailing list. Since then, TI user groups have almost disappeared from the Computer Shopper list, which is now maintained by the FOG organization. I recently sent FOG a copy of my mailing list, and I hope that they will accept and use it. My list is also available to user groups (and commercial TI suppliers) for the cost of a diskette and mailing, or can be downloaded from the Spirit of 99 BBS (614)263-3412. If you all would give me your telephone contact number, I will add that to the list.

I am mailing this announcement to a number of groups from which I have not heard for some time. If you are still in existence, would you please let me know so that I can add your name to the list?

Jim Peterson



RANDOM RAMBLINGS

Helene M. LaBonville
New Hampshire 99'ers User Group

Since the April "Fayah" it has been a real bear to try to keep up, but yes, after a three month hiatus, my column is back. Thank you for missing me at the June meeting, but my nephew was pitching an important game in Westminster MA that evening, and well, it was the first meeting that I have missed in over four years!

...

I know that I speak for my own family and for the NH 99'ers when I offer my condolences to Curtis Provance whose mother passed away in May.

...

Those of you who missed the Boston TI FAYAH squandered a super opportunity to meet with the luminaries who are keeping the TI from extinction. It was my distinct pleasure to meet with, who for me is the brightest star, Terrie Masters of the Los Angeles 99'ers. Look up the word altruist in any TI glossary and you'll find her name. Class... simply class!

... that's about all that I can tell you about the FAYAH because Ellen Rule and I were kept so busy that we didn't get a chance to leave our booth! Both Ellen and I would like to thank Glenn Hammond and Jerry Flanders for saving our backs... those two flights of stairs were exhausting!

...

Several people asked about a trackball controller for the TI99/4A. Zebra Systems in NY carries the WICO brand... for more info see their ad on this page.

...

excerpted from the TI FORUM (Computer Shopper 6/87)...

Richard Fleetwood, president of the Forest Lane TI UG, has a repair service available for TI equipment. He and Bruce Palmer have been doing repairs on TI equipment for several years - all kinds from cards to consoles. In fact, Bruce worked out of Lubbock on the 99/4A system when it was being built, as a technician. So they know what they are doing. They will do most repairs on the console for \$25, which sure beats the TI Exchange Center price of more than \$40. And Richard offers this deal: if the required repairs will cost more than the TI exchange price, then they will return the console or ship it to Lubbock as the customer requests. Fair enough! Write before you send anything for repairs to get full shipping instructions. The company is Amardillo Bytes, 1125 Easton Road, Dallas, TX 75218; (214) 328-9257.

from 5/87...

Support for your Smith-Corona FASTEXT 80: "Printerf", a tutorial-on-disk for the printer and "Prnterm", a windowed package that allows easy setup of the printer. These releases are available from McWare, POB 2784, Fairfax VA 22031.

under the heading:

Exciting Software
of the Month...

Write immediately to Paragon Computing (17 Constance Street, Merrimack NH 03054). Do it now. Send a self-addressed, stamped envelop to Curtis Provance and ask for the latest details on how to get his creation - "Enhanced Display Package." This software promises to take off where the Oak Tree "DEP" failed. It is a set of assembly routines that give you a series of incredible CALL LINKs from EXTENDED BASIC for everything from 40-column screen displays to buffers to store text for instant recall, to windows, to scrolling of text in a window and more. This is not a piece of application software - it won't do anything. Anything, that is, save give you power over your XB programming you never thought possible. Highly recommended IF you are a programmer. You can get the routines and disk-based documentation for \$10; \$15 gets you the former plus a complete users guide; and for \$30, you will also get 2500 lines or so of fully-commented source code for the routines. Curtis can be reached evenings at (603) 424-7624.

...

WICO TRACKBALL CONTROLLERS ONLY \$19.95

Order by phone or mail. Specify which of the seven versions you want. *Includes \$3.00 S&H per trackball. VISA/MC accepted. NY residents add sales tax.

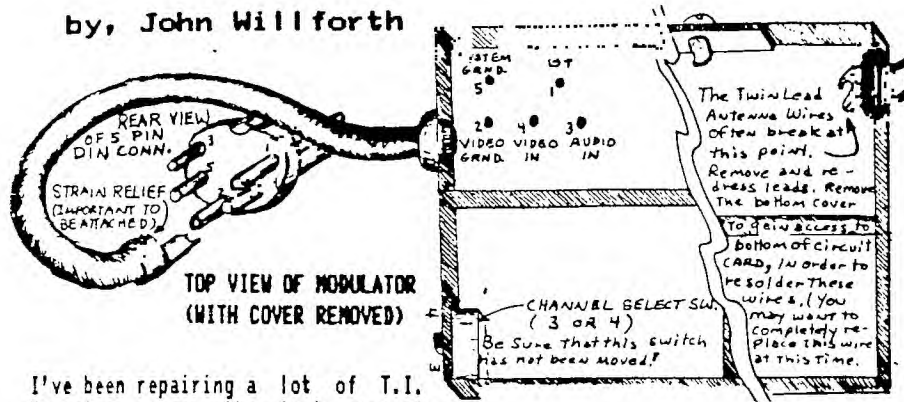



- 2 ATARI ST/5 MOUSE
- 3 AMIGA MOUSE
- 4 IBM PC/XT MOUSE
- 5 TI 99/4A MOUSE
- 6 APPLE II MOUSE
- 7 Customized Trackballs

ZEBRA SYSTEMS, INC.
78-06 JAMAICA AVE, WOODHAVEN, NY 11421, (718) 296-2385

THE R.F. MODULATOR

by, John Willforth




I've been repairing a lot of T.I. Consoles over the last several months, and each month I've tried to share some of the more common problems that I've come across with the rest of the T.I. membership. I've made a rough drawing of the R.F. Modulator, in order to provide a picture of what I've found, and what can be done about it.

The most frequent problem that I've come across has been in the 5 pin DIN connector, that plugs into the back of your console, and takes the video and audio signal to the R.F. Modulator itself. The wires break at the point where they are soldered to the 5 pins in the connector. The rubber "boot" covering the connector can be slid back from the cable to expose the problem.

The next most common problem is the twin lead wires breaking off at the point where they are attached to the circuit card (soldered). If more than one wire has broken inside the "boot" covering the DIN connector, you won't have any way to know where to attach them, unless you have a chart. That is why I've made this drawing. If you take the cover off the R.F. Modulator (top), you can

see the 5 wires coming from the cable, and going to the circuit card. Note the small labels masked on the card, "B+" and a "1" near it, for example. This will not only give you the name and function for the wire, but the Pin Number that the wire goes to at the connector (DIN) on the computer end. How convenient! With this at your disposal you should be able to make the right connections. I'm not going to take any more space at this time to tell you "how" to solder.

The second problem requires you to either dress the existing antenna leads or actually replace the leads completely. The availability of these Modulators is decreasing steadily, and if you can repair minor problems by yourself, you will be better off, and less inconvenienced. Good Luck!



SINGLE CHIP 32K MEMORY EXPANSION

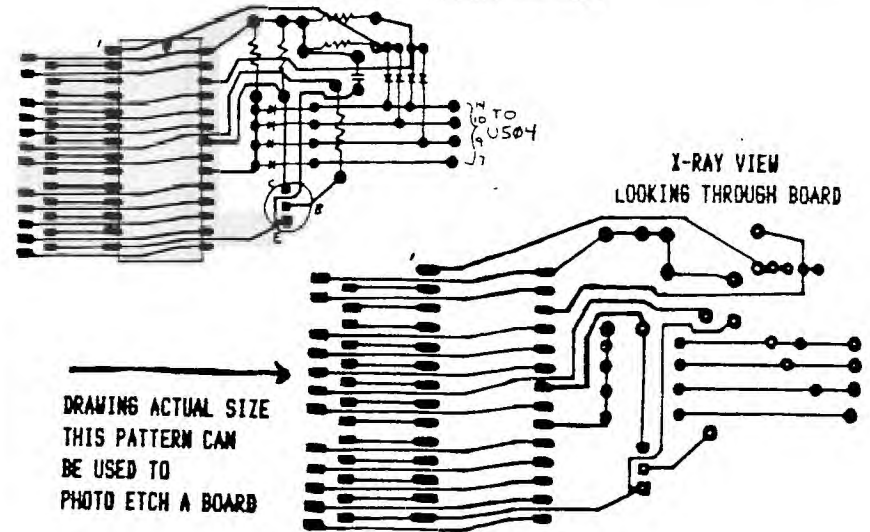
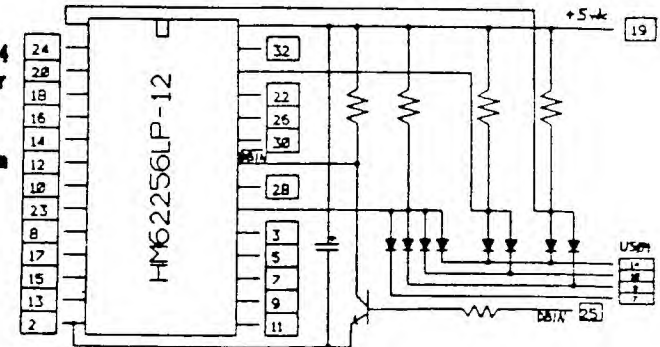
By, Joe Spiegel - Airport Area Computer Club

Joe is still doing it. He has decoded around the ROM in the console using diodes in order to make the new 32K BYTE (single) Chip, the 62256. He has also designed a single sided board that can be etched by you, in order to build this project. Joe will either send you an etched board for \$3 (unbelievable), or a complete unit ready to solder (4 wires to the U504 chip in your console), for, and get this, \$25. Hey Joe! You're ruining the neighborhood! You know that for him to do it at these prices, joe is "doing it for YOU." He will need your old GROM connector back after you install the unit he builds for you. Joe, does your wife know that the family will not see you for the next two years? Send inquiries to: Airport Area Computer Club, c/o Joe Spiegel, P.O. Box 710, Coraopolis, PA 15108, or call (412) 457-8284.

* Notes - All Pin Numbers refer to connections on the GROM port except four lines going to U504 on the motherboard. The transistor and its base and collector resistors may be omitted if DBIN is obtained from U508, Pin 9, on the motherboard.

- Resistors 1K
- Diodes LM914 or LM34
- Transistors 2N2222 or 2N3904
- Capacitor
- 22 mfd Tanatalum

EDITED BY
JOHN WILLFORTH
WEST PENN 99ERS



X-RAY VIEW
LOOKING THROUGH BOARD

The following is a library listing as of 05-24-87

****NOTE:** FAIRWARE means you are **expected** to pay the author of the disk what you feel the disk is worth, usually <\$10. We only charge for the blank disk and copying. Make FAIRWARE (FREEWARE) WORK. PAY!

DISKNAME	LANGUAGE	COMMENTS	COMMENTS	COMMENTS
99WRITERII	XBASIC	Another TI-WRITER.		
99ER-V1/N6	-----	programs from 99er in various languages.		
99ER-V2/N1	-----	programs from 99er in various languages.		
99ER-V2/N2	-----	programs from 99er in various languages.		
ADRSMaster *	XBASIC	JHB database program. LINKMASTER&DVECTOR needed		\$12
ADVENTURE1	BASIC	text and graphic adventure games		
ANIMATOR	XBASIC	FAIRWARE w/docs from McCann software. Up to 20 frames!		
ARCHIVER	XBASIC	2 programs to pack/unpack program disks.		
ASGARD/PD1	XBASIC	Public domain music software from Asgard.		
ASGARD/PD2	XBASIC	Public domain music software from Asgard.		
ASGARD/PD3	XBASIC	Public domain music software from Asgard.		
ASGARD/PD4	XBASIC	Public domain music software from Asgard.		
ASGARD/PD5	XBASIC	Public domain music software from Asgard.		
ASSY_GAMES	XBASIC	arcade quality games. 32K/speech synth. required		
B_TRAVER#1	XBASIC	good demos and utilities on this FAIRWARE disk.		
BA-WTR/1*2	XBASIC	Good FAIRWARE TI-WRITER package. updated		> \$5 FLIPPY
BA-WRI-DOC	TI-WTR	DIS/VAR80 files for the above	/	
BASICS1-9	BASIC	T.I.'s basic lessons on disk.		
BBS *	XBASIC	John Clulow's bulletin board software		FREEWARE disk. \$5
BEST/SONGS	XBASIC	Bill Knecht's tunes with graphics.		
BESTSONGS2	XBASIC	Bill Knecht's tunes with graphics.		
BEST/HYMNS	XBASIC	Bill Knecht's hymns with graphics.		
BLUEY	XBASIC	create and animate your sprites with this utility.		
C99REL2A	E/A	release #2 of Curt Pulley's \		
C99REL2B	E/A	FAIRWARE "C" language.		> floppy \$5
C99REL3	E/A	Latest update to:	\	
C99REL3+	E/A	Curt Pulley's FAIRWARE "C" language.		> floppy \$5
C-TUTORIAL	E/A	Demo programs and info for "C".		
CALENDAR	XBASIC	FAIRWARE disk of calendar programs with documentation.		
CALENDAR2	XBASIC	makes a calendar with notation.		
CARTBUSTER	E/A-8K	save rom/prom cartridges to disk. SUPERCARTRIDGE required		
CASHFLOW	XBASIC	financial programs.		
COLIST	XBASIC	FAIRWARE from Tony McGovern.		
CONGOBONGO	E/A	arcade quality game.		
COPY/CATXB	XBASIC	John Clulow's disk copier program.		
CUBIT	XBASIC	arcade quality game.		
DASSM*V1/3	E/A	disassemble your assembly programs.		
DAYTONA99	XBASIC	collection of demos/utilities from Daytona User Group.		
DAVIDDISK	XBASIC	programs from Davis' book.		
DEBUGGER	E/A	debug your assembly language programs.		
DIAGNOSTIC	XBASIC	T.I.'s test disk for the 99/4A.		
DISKE	E/A	Sector access program. inspect and/or modify sectors.		
DM10003/5	XBASIC+	DM II replacement. Everyone should have this one!		
-DIRECTOR-	XBASIC	Gives good, fast, sorted directory for your library.		
DISKHACKER	XBASIC+	FAIRWARE Will McGovern program, need I say more?		
DSKU/V3*2	XBASIC+	FANTASTIC FAIRWARE sector editor, etc. <u>MUST HAVE!</u>		
DVECTOR	XBASIC	JHB database program. ADRSMaster and LINKMASTER needed.		
DVUG/2D5	XBASIC	Shuttle-graphics and music from Delaware UG.		
EE-LIBRARY *	BASIC	T.I.'s idea of electrical engineering programs.		\$5

FASTEX_80	XBASIC	Use the Fastex printer with the TI. Printer info program
FTerm/DIAL	XBASIC+	Terminal emulator/Hayes autodialer program:TE II,XMODEM.
FINANCE	XBASIC	Financial programs.
FNLWEB/3*4	XBASIC+	\ \$5.00-flippy The BEST replacement for TI-WRITER!
FNLWEB/3*4	XBASIC+	>Complete loader for XBASIC,E/A programs. 04/10/87
GAMES_01	XBASIC	4 games. CHINACHESS is interesting.
GEMINI	XBASIC	A disk full of 10-X demos.
GLPDEMO	XBASIC	Printer demos for the Centronics GLP printer.
GP-DISK/1	GRAPHX	8 pictures to be used with the GRAPHX package.
GP-DISK/2	GRAPHX	8 pictures to be used with the GRAPHX package.
GP-DISK/3	GRAPHX	8 pictures to be used with the GRAPHX package.
GP-DISK/4	GRAPHX	8 pictures to be used with the GRAPHX package.
GRADEBOOK	XBASIC	Gradebook and flashspelling programs w/documentation.
GRAPH-PACK *	BASIC	T.I.'s idea of graphing programs. \$6
GRAPHX	GRAPHX	6 pictures to be used with GRAPHX.
GRAPHXPIX1	GRAPHX	12 pictures to be used with GRAPHX.\
GRAPHXPIX2	GRAPHX	12 pictures to be used with GRAPHX. \ \$5 each
GRAPHXPIX3	GRAPHX	12 pictures to be used with GRAPHX. > flippies
GRAPHXPIX4	GRAPHX	12 pictures to be used with GRAPHX. /
HBMPRINT	HBM	Dump HBM files to printers.
HCM-V2/N4	-----	programs from 99er in various languages.
HCM-V2/N5	-----	programs from 99er in various languages.
HCM-V2/N6	-----	programs from 99er in various languages.
HCM-V2/N7	-----	programs from 99er in various languages.
HCM-V2/N8	-----	programs from 99er in various languages.
HCM-V2/N9	-----	programs from 99er in various languages.
HCM-V2/N10	-----	programs from 99er in various languages.
HCM-V2/N11	-----	programs from 99er in various languages.
HCM-V2/N12	-----	programs from 99er in various languages.
HCM-V2/N13	-----	programs from 99er in various languages.
HCM-V4/N2	-----	programs from 99er in various languages.
HCM-V4/N3	-----	programs from 99er in various languages.
HCM-V5/N5	-----	programs from 99er in various languages.
INCOME_TAX	MP	1984 income tax template for multiplan.
ISAM	XBASIC	ISAM files as described in MICROpendium 12/84 page 35.
ISS	XBASIC	Arcade games.
ISS/MUSIC	XBASIC	Music programs.
JET-DSK01A	XBASIC	Good FAIRWARE disk from John Taylor. \
JET-DSK01B	XBASIC	More of the above. > \$5 FLIPPY
JET-DSK02A	XBASIC	John Taylor FAIRWARE sprite building program.> \$5 FLIPPY
JET-DSK02B	XBASIC	127 sprites for the above FREEWARE disk. /
KNIGHTDISK	XBASIC	FAIRWARE disk of utilities from Knight (TK-WRITER).
LABELER/GR	XBASIC	Great FAIRWARE uses CSGD graphics to print labels.
LOADMAKER	XBASIC	Programs to create a LOAD program for your disks.
LINKMASTER	XBASIC	JHB database program. DVECTOR and ADRSMaster needed.
LOGO_DISK	LOGOII	Good demo of LOGOs power.
MAKER1	XBASIC	FAIRWARE menu generator program w/docs
MASSCOPY	XBASIC	Latest version of this FAIRWARE disk copier. V3.25
MASS/TRANS	E/A	Terminal emulator program-FAIRWARE
MASTERDISK	XBASIC	Directory program.
MAXRLE	XBASIC	Public domain program to download/convert RLE pictures.
MEGABUCKS	XBASIC	Megabucks number selection program.
MENTOR	XBASIC	Bargraph, monopoly, draw-poker, other goodies.
MTXT/DISK	MM	Minimemory utilities for 40 column.
MUSIC	XBASIC	Moore music programs for the T.I.
MUSIC2	XBASIC	Moore music programs for the T.I.
MUSICOMPLR	E/A	BASIC loader allows music playing as other program runs.
MUSIC_MAKR	MUSIC	Music for the MUSICMAKER cartridge.

NEATLIST	XBASIC	FAIRWARE programming aid disk from Danny Michael.	
NH99ERS#1	XBASIC	Games, music, word processor, speech, and graphics.	
NH99ERS#2	XBASIC	Games for the T.I.	
NH99ERS#3	XBASIC	Graphics, games, and utilities.	
NH99UG	XBASIC	Good selection of programs for all.	
ON_DISKJ/A	-----	Programs from HCM in various languages.	
ON_DISK4_1	-----	Programs from HCM in several languages.	
ON_DISK4_4	-----	Programs from HCM in several languages.	
ON_DISK4_5	-----	Programs from HCM in several languages.	
ON_DISK5_1	-----	Programs from HCM in several languages.	
ON_DISK5_2	-----	Programs from HCM in several languages.	
ON_DISK5_3	-----	Programs from HCM in several languages.	
ON_DISK5_4	-----	Programs from HCM in several languages.	
ON_DISK5_6	-----	Programs from HCM in several languages.	
OSCAR1	BASIC	Programs from the OSCAR reader.	
OSCAR2	BASIC	Programs from the OSCAR reader.	
PHETA	XBASIC	E/A game with XBASIC loader. Fast.	
PILOT	E/A	The PILOT language.	\FLIPPY
PILOT_DOC	XBASIC	PILOT documentation w/print function. (1.5hrs !)	> \$5
POTPOURRI	XBASIC	Games and utilities. Includes diskjacket/disk labeler.	
PRBASE	XBASIC	Database.	\
PRBASE/DOC	XBASIC	Instructions for above.	> \$5 FLIPPY
PROGAID123	BASIC	T.I.'s programming aids in both basic and xbasic.	
PTERM	XBASIC	Terminal emulator program.	
RAM/SOFT	XBASIC	Craps game.	
RAGLINKER	XBASIC	E/A FAIRWARE converts programs to memory image. A must!	
REDISKIT	XBASIC	Disk coping program	
RODSK200	XBASIC	Gamma match antenna design for hams.	
SAMUSIC/1	XBASIC	Moore songs.	
SAME/DIFF	XBASIC	Kids matching games. Speech required.	
SAMSGAMES1	* XBASIC	Programs from the SAMS book.	\
SAMSGAMES2	* XBASIC	Continuation of above.	> \$5 FLIPPY
SCREENDUMP	XBASIC	Or basic. A must FAIRWARE disk from Danny Michael.	
SEARCH	TIWTR	Utility program to search disks/files for strings.	
SIDEPRINT	XBASIC	Print sideways with multiplan on Gemini printers.	
SILVERWOLF	E/A	Assembly language utilities.	
>>SPACE!<<<	XBASIC	Space games with graphics. not as flashy as some.	
SPCHTRADE	XBASIC	See and hear Lincoln speak! Speech synthesizer required.	
STAR	XBASIC	FAIRWARE display enhancement package. Good.	
SUPERBUGII	E/A	Debugger. Including one for the E/A-8K SUPERCARTRIDGE.	
TAX-INVEST	TIMP	Multiplan overlay.	
TE3-DIALER	E/A	Good terminal emulator for ASCII files.	
TERM-99	XBASIC	Terminal emulator program.	
TEST	XBASIC\	T.I. test disk to check system.	
TEST_DOCS	TIWTR	>20 pages of documentation for T.I. test disks.	
TESTSYSTEM	MM /	TI diagnostic disks. Check out your system.	
TEX_BOUNCE	XBASIC	Game from the McGoverns.	
TI/DEMO	BASIC	Several demos T.I. gave to their dealers.	
TIPS	XBASIC	Tips from the Tigercub.	
TI-SINGS	TE II	Hear your computer sing! Speech synth. required.	
TI-SINGSXB	XBASIC	Xbasic version of above. NH99ER exclusive.	
TI-TIPS_01	TIWTR	DIS/VAR80 files with useful tips. GOOD reading.	> \$5
TI-TIPS_02	TIWTR	More of the above.	/
TI-TIPS_03	TIWTR	More of the above.	\
TI-TIPS_04	TIWTR	More of the above.	> \$5 FLIPPY
TI-SORT	E/A-8K	Assembly language sort routines for E/A-8K SUPERCARTRIDGE.	
TIMP&TIWRT	WTR-MP	Updates for TI-WRITER and MULTIPLAN.	
TIWRITER'S	TI-WTR	Reference material for FUNLWRITER and others.	

TK*S*DUP	XBASIC	Disk copier program.
TRIVIA99ER	XBASIC	Trivia database.
TRIVIABASE	XBASIC	Another trivia database.
VIDEODEMOS	XBASIC	A must have graphics demo.
WORDCOUNT	XBASIC	FAIRWARE assy. lang. utility. GOOD
WORKHORSE	XBASIC	Good collection of utilities. Don't miss this one!
XB-GAMES	XBASIC	Arcade quality games.
XB-GAMING1	XBASIC	More arcade quality games.
XB-LESSONS	XBASIC	T.I.'s xbasic lessons on disk.
XBASIC-UT1 *	XBASIC	Great utility disk from Travers. > \$5 FLIPPY
XBASIC-UT2 *	XBASIC	More of the above. /
X_D	E/A	Assembly language utility and demos.

F O R T H D I S K S

****NOTE:** Many 4TH disks have program information on screen 2 and screen 3. Use LIST or -PRINT to see these screens. Many of the "programs" on these disks are well documented.

DISKNAME	LANGUAGE	COMMENTS	COMMENTS	COMMENTS
4TH/BACKUP	XBASIC	Disk copier program in FORTH.	Donation requested.	
4TH_CLONER	E/A	Another disk copier program in FORTH.		
4thDOODLES	E/A	Good bitmap graphics demo.		
DATADISK02	E/A	Demos, utilities, and games.	read SCRs 1, 2, and 3.	
DATADISK03	E/A	More of the above.		
DATADISK04	E/A	More of the above.	Includes the game COSMIC CONQUEST.	
SOURCE-A	E/A	The source code for T.I. FORTH.		
SOURCE-B	E/A	Part 2 of the source code for T.I. FORTH.		
SYS-DISK02	E/A	Modified 4TH disk with autorepeat, etc..		
TE4TH	E/A	Terminal emulator program in FORTH.		
TI-FORTH	E/A	T.I.'s original FORTH disk.		
UTILITY4TH	E/A	Many utilities plus HELP and instruction screens.		
UTILSOURCE	E/A	Source code for UTILITY4TH.		
VOLKFORTH1	E/A	More 4TH goodies. Check line 0 of all SCRs for clues.		
VOLKFORTH2	E/A	More of the above.		
XB-FORTH	XBASIC	4TH version that loads from XBASIC.		
FORTHXLD1	XBASIC	Two disk modified 4TH disk set.		
FORTHXLD2	XBASIC	continuation of above.		

The service charge per DISKNAME is **\$3.50** unless otherwise noted. The asterisk after a DISKNAME indicates that the increased charge is due to printed documentation. **PLEASE...** it is impossible to anticipate everyone's needs. Even if you are only interested in a selection, let the librarian know so he can have copies ready for the meeting. **NO COPYING WILL BE DONE AT THE MEETINGS!** As you know, our disks are supplied with labels and are write-protected. Please use these disks as your **MASTERS** only! From time to time there have been updates to programs such as DM1000, which we provide free of charge for those who have "bought" the software from us. Your MASTER must be returned for proper credit. Thank you for your patience in awaiting this listing. If you have further questions, please contact the librarian: Richard J. Bailey - 68A Church Street - Gonic, NH 03867 (603) 332-7855

Using the FTERM/DIAL disk
with a Hayes Smartmodem

Richard J. Bailey
68A Church Street
Gonic, N.H. 03867
NH99ER USER GROUP

One of the disks we have in our library is a modification of the Fast-term terminal emulator program by Paul Charlton. The modifications consists of a Hayes Smartmodem dialer program that is designed to work with a modified matching version of Fast-term. The dialer and other changes were made by Jones. No first name or address is given in the program or in the documentation file included. The changes are public domain but the Fast-term program is "FAIRWARE" and a donation is requested.

If you have a Hayes 300 or 1200 Smartmodem this is the program for you. The following will tell you what you have to do to connect the modem and get up and running.

First take the front off the Hayes modem to check the configuration switch settings. These should be set to 0101001011 to work with the T.I. and the program. Next you need a RS-232 cable with all pins carried straight through with the exception of the lines going to pins 2 and 3 which must be interchanged at one end. If you have an extra printer RS-232 cable (all straight through) you can modify this cable instead of trying to find a commercially made cable that will work. The modification can be done either by carefully cutting the two pairs of lines, interchanging them, splicing, soldering, and taping if the pins aren't accessible; or if the connector has solder pins, just unsolder, interchange, and resolder. You could also make your own cable from two connectors and a length of ten conductor ribbon cable. Only ten pins are used by the Hayes modem and not all of them are necessary for the modem to work with the program. The lines used by the Hayes modem are shown below in the system diagram.

Connect the RS-232 cable to the T.I. RS-232 card and the modem then connect the phone lines and power supply as described in the Hayes manual.

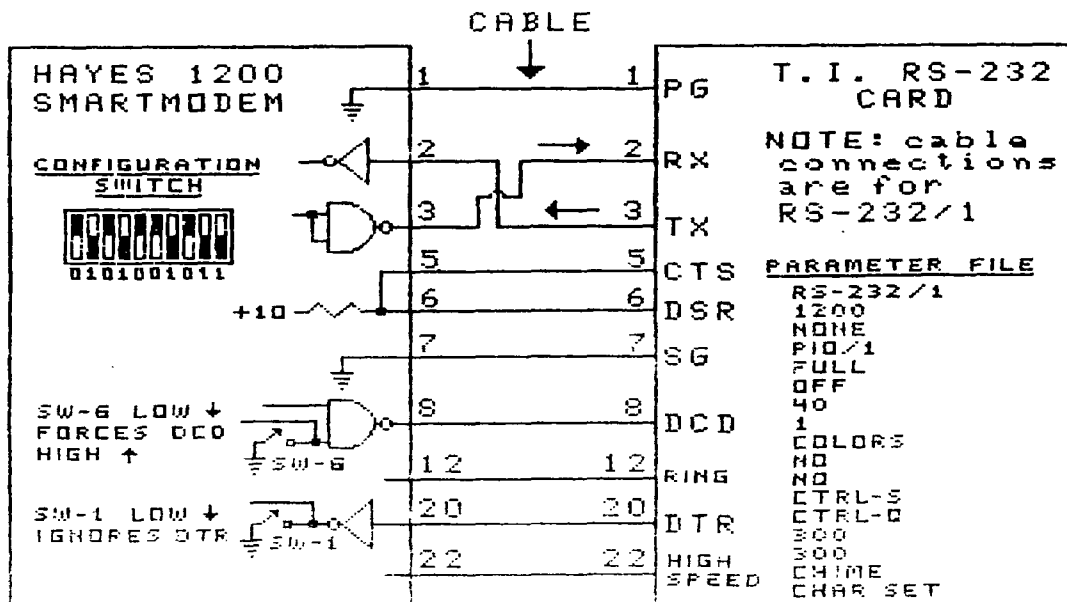
You are now ready to create the Fast-term parameter file if you need one that is different than the one on the FTERM/DIAL disk. Under the filename "12" is the 1200 baud file which will work with CompuServe and most other BBS systems and under the filename "3" is the 300 baud file that should work with most 300 baud BBSs. The answers to the questions asked by the default program that created the 1200 baud file are listed on

the system diagram, below. If you want to know how to create a parameter file, read the article by Duane Goodman, "FAST-TERM DEFAULT" that I saw in the TI Riverside User Group newsletter that is available in our exchange library. Also copy the "SUMMARY OF FAST-TERM COMMANDS" by Jim Ely that appeared in the Suncoast Beeper. Both appeared around July, 1986.

Next you must make a "DIALMENU" file as described in the documentation. This file has the names of the BBSs you wish to call. The names are on every other line with the phone numbers sandwiched on the lines between. You can have the names of up to 9 BBSs and their phone numbers in this file. Follow the instructions for creating this file carefully. If you get an extra menu choice, you've made an error in printing the file to disk without the control codes. Read page 77 of the TI-WRITER manual; "Stripping Out Control Codes...", if you have trouble. You can alternately use the E/A editor to create this file and you don't have to worry about control characters at the end of the file.

The FTERM/DIAL disk will autoload from extended basic, option 5 of E/A, or TI-WRITER's option 3. When you load the program you will get 2 choices. Choose either: 1-dialer; or 2-change defaults. If the parameter files are ok then select the dialer option and enter DSKn.12. To communicate with a BBS that only works at 300 baud, enter DSKn.3. Select the BBS you want from the menu. If the number dialed doesn't answer within 12 seconds, you are returned to the menu. If it answers, control will be transferred to Fast-term. Just press ENTER when asked for the default file name from within the Fast-term program because it was entered through the dialer program. Press ENTER a couple of times to let the BBS know you're there and you are ready to communicate.

If you have any problems with the dialer hanging up before making connection, you will want to change the wait time from 12 seconds to perhaps 15 or 18. I found that 12 seconds wasn't adequate time to make connection with some services. Use a sector editor to find the string ATE0V157=120x. This string is in the second sector of the DIAL file. Change the 12 to 15 or 18 and resave the sector to disk. Make sure that all your changes are to a backup disk and not the original.



LETTER ENVELOPE
DESIGN PROGRAM

Richard J. Bailey
68A Church Street
Gonic, N.H. 03867
NH99ER USER GROUP

I had seen an envelope addressing program that would put the addressee and return addresses on a regular envelope but why stop there? The accompanying program will produce letter size (3.75x6.5in.) envelope blanks that you can cut, fold, and paste to make your own envelopes.

You are allowed up to four lines for the addressee and your return address is automatically printed in the upper lefthand corner of the envelope. A reminder to put a 22 cent stamp in the upper righthand corner is also included. The addresses on the envelope are printed double-strike and emphasized to make a good impression. All printer codes are for Epson but you could easily change the codes for most other printers.

The program works as follows: line 170 defines the vertical fold lines, 72/216 inch line spacing, emphasized & double-strike on/off. Line 180 is screen information plus a reminder to set top-of-form. Lines 190-210 allow you to enter and edit addressee information as needed. Previous entries can be reaccepted by pressing ENTER or erased using FCTN 3. Line 220 is the printer name. Lines 230-330 print the envelope blank with the addresses and stamp reminder. Lines 340-350 allows you to either print another envelope or exit the program. If you set top-of-form for the first envelope, the next one will be correctly positioned. I use either 20 lb. white or 24 lb. colored printer paper with a micro-perf edge to print my envelopes.

After the envelope is printed, take off the tractor strips and make the two one inch horizontal cuts on each side. Fold these side tabs in along the vertical fold lines and cut along the two diagonal flap lines and the three lines for the back. Fold the back and flap along the horizontal fold lines and use a glue stick to glue the back to the side tabs. Insert your letter and glue the flap shut.

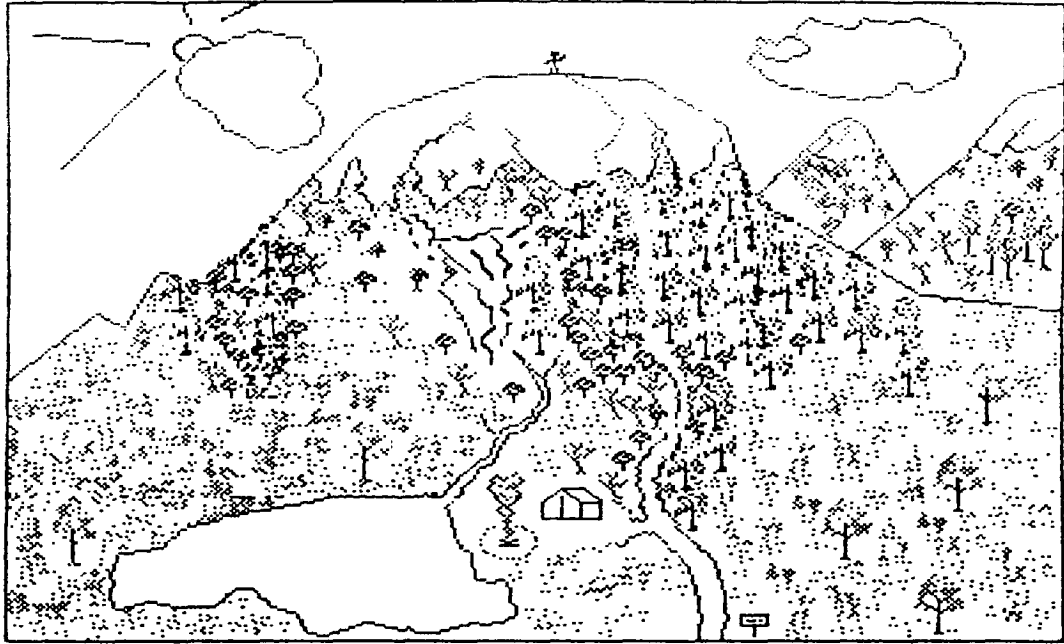
The changes you must make to personalize this program are: first, change the printer name in line 220, if necessary; next, enter your return address, up to four lines, in lines 250-280. Just remember to leave two spaces immediately before each return address entry so they will be printed in the correct position and don't change any tab settings, etc., on the end of these lines.

```

100 ! *****
110 ! * LETTER ENVELOPE *
120 ! * BY *
130 ! * RICHARD J. BAILEY *
140 ! * 68A CHURCH STREET *
150 ! * GONIC, N.H. 03867 *
160 ! *****
170 VLINE$=" !"&RPT$(
" ",64)&"!": WIDEN$=CHR$(27
)&"3"&CHR$(72):: ON$=CHR$(27
)&"E"&CHR$(27)&"G" :: OFF$=C
HR$(27)&"F"&CHR$(27)&"H"
180 DISPLAY AT(2,7)ERASE ALL
:"LETTER ENVELOPE":TAB(13);"
BY";TAB(6);"RICHARD J. BAILE
Y":":TAB(6);"(SET TOP OF FO
RM)"
190 FOR I=1 TO 4 :: DISPLAY
AT(6+I*3,2):"ADDRESS "&STR$(
I):" "&N$(I):: ACCEPT AT(7+I
*3,2)BEEP SIZE(-27):N$(I)::
NEXT I
200 DISPLAY AT(23,2):"ADDRES
S O.K.? Y" :: ACCEPT AT(23
,18)BEEP SIZE(-1)VALIDATE("Y
Nyn"):AN$
210 IF AN$="" THEN 200 ELSE
IF AN$="N" OR AN$="n" THEN 1
90
220 OPEN #1:"PIO" ! PRINTER
NAME
230 FOR I=1 TO 16 :: PRINT #
1:TAB(42-2*I);"/";TAB(41+2*I
);"\ " :: NEXT I
240 PRINT #1:" _____";RPT
$("- ",64);" _____":VLINE$;0
N$
250 PRINT #1:TAB(9);"! Rich
ard J. Bailey";TAB(74);"! "
260 PRINT #1:TAB(9);"! 68A
Church Street";TAB(66);"22c"
;CHR$(8);"!";TAB(76);"! "
270 PRINT #1:TAB(9);"! Goni
c, N.H. 03867";TAB(65);"STAM
P";TAB(74);"! "
280 PRINT #1:TAB(9);"! ";TA
B(74);"!";OFF$
290 FOR I=1 TO 4 :: PRINT #1
:VLINE$ :: NEXT I :: PRINT #
1:ON$
300 FOR I=1 TO 4 :: PRINT #1
:TAB(9);"!";TAB(35);N$(I);TA
B(74);"! " :: NEXT I
310 PRINT #1:OFF$:WIDEN$;VLIN
E$:VLINE$:VLINE$:"-----"
;RPT$("- ",64);"-----"
320 FOR I=1 TO 10 :: PRINT #
1:VLINE$ :: NEXT I
330 PRINT #1:TAB(9);RPT$("-
",66):: PRINT #1:"":CHR$(27);
"0":":": CLOSE #1
340 DISPLAY AT(23,1):"ANOTHE
R? Y" :: ACCEPT AT(23,12)B
EEP SIZE(-1)VALIDATE("YNyn")
:AN$
350 IF AN$="" THEN 340 ELSE
IF AN$="Y" OR AN$="y" THEN 1
80 ELSE CALL CLEAR :: END

```





There's a race of men that don't fit in,
A race that can't stand still;
So they break the heart of kith and kin,
And they roam the world at will.
They range the field and they rove the flood,
And they climb the mountain's crest;
Theirs is the curse of the gypsy blood,
And they don't know how to rest.

(Robert Service)

LIBRARY NOTES
I'M BACK!

Richard J. Bailey
68A Church Street
Gonic, N.H. 03867
NH99ER USER GROUP

I must apologize for missing the April meeting but as some of you know, I had (what for me, at least) was a good reason for being absent. I spent 18 days hiking 270 miles of the Appalachian Trail, carrying a 40-50 pounds pack. The first night I tented on Springer Mountain in Georgia, I pitched my tent in 6 inches of snow. The temperature was 25 degrees inside with high winds (inside and outside). The first few days of hiking was spent wading through snow drifts up to my knees. At 44 years old and 190 pounds I was trying to keep up with people half my age and 30 pounds lighter. I managed to do that and lost over 15 pounds in the process (couldn't lose any years, unfortunately).

I met lots of interesting people, saw and took pictures of lots of interesting sights, but I was glad to get home and my wife, Candy, and four kids were glad to see me return (they also serve who sit and wait!).

But that's not related to the T.I.. I'll try to catch up with the library and start sending in some articles as soon as I get back in the swing of things. For the time being I've enclosed a fairly up-to-date listing of the library.

Also Paul Johnson has sent us many disks of programs and pictures. Highlighted in this newsletter are the GRAPHPIX disk which have some really nice hi-res pictures that can be printed with GRAPHX. Two examples are included to show you what to expect. Each of these 4 floppies (\$5 each) has 12 pictures.

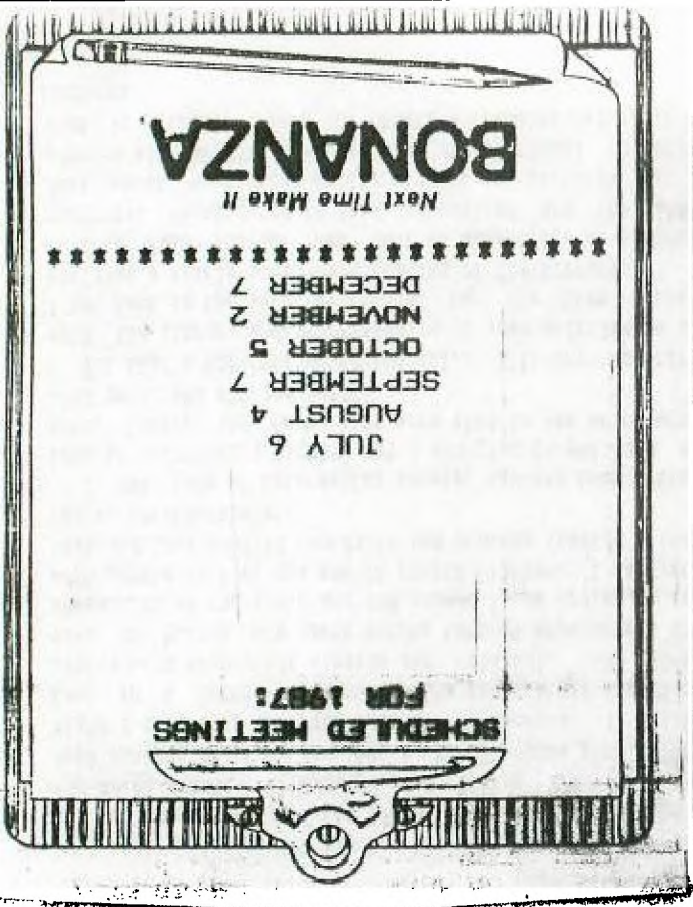
Included in Paul's latest offering was FUNWEB/3*4 dated April 10, 1987. The editor has a end-of-line "bell" that is set to indicate when you are 5 characters from the end of your line. This can be changed to suit your needs. Other changes have been included but I haven't had a chance to test the whole package yet. Perhaps one of you?.....

The ARCHIVER disk includes two FAIRWARE programs that can be used to "pack" and "unpack" program files that you will find on many of the BBSs. All of the files from a disk are "packed" to give one large file that can be downloaded without splitting up the disk. This large file can then be "unpacked" to give an exact duplicate of the original disk.

In February I sent MICROpendium a program I had written to print envelopes. Apparently they aren't interested so you luck out-I've included it in this month's newsletter.

I have also included a review of COLIST by Tony McGovern. This is a program that many of you will find useful. I used it to print the program listing of my ENVELOPE program. I've included on the COLIST disk a TI-WRITER file listing the changes I made to the program to suit my personal whims and you can decide whether you want to make these changes to your copy or not. What you get from the library is an unmodified version and if you duplicate this disk, please make sure that any copies you pass on are unmodified originals.

Next month I'll review DISKNAPPER, DISKDOCTOR, GWHIZ, and XBOPT3/3*0. That's all for now.



ORIS
 456 Beech St. Manchester, NH
 Co. (603) 668-4245

Your Computer Forms & Supplies Headquarters
 ALL SIZES AVAILABLE — MOST IN STOCK

BX	250	—	3.25
BX	1000	—	11.30
BX	2500	—	21.60

20* BLANK EASI-PERF
 9 1/2 x 11
 — Free Local Delivery —

COMPUTER PAPER

NEW HAMPSHIRE 99'ERS USER GROUP, INC.
 PO BOX 5991
 MANCHESTER, NH 03108-5991



**PLEASE SUPPORT BONANZA
 — THEY SUPPORT US!**