

Next meeting SEPT 13th  
At the Hurst Public Library  
2 PM

President: Gary Higgs

Treasurer: Ken Dominiec

v. President: James Crosson

Secretary: Richard Beckman

Editor

Newsletter Staff

Ken Dominiec

Ken & Pat Dominiec & Doc Graess

The reviews, evaluations and opinions contained in articles in this newsletter are the authors' own and do not reflect the views of the NET 88er HCUG.

REPRODUCED BY  
XEROX REPROGRAPHICS CENTER  
LEWISVILLE, TX  
214-420-3656

Word Play *PORTLAND OR U.G.* April 1987

Page 7

## TI-WRITER PROBLEMS

### PUNCTUATION

Typists will always use two spaces after a punctuation mark ending a sentence. TI-Writer, for some strange reason, does things a little different.

For example:

"." The period(.) - TI-Writer will always put 2 spaces after every period that has been followed by a single space. This is fine if the period is at the end of the sentence, but what if you are using an abbreviation within a sentence? The formatter will put 2 spaces here also, but you properly only want one. What you need to do in this case is use the required space symbol (^) after the period of an abbreviation. This will give you the desired one space when using the formatter. (A period followed by no space will appear as just that.)

### The exclamation and question

marks (!) (?) - In these cases the formatter will not automatically give two spaces as it properly should. To make your document look correct you will need to add one space and one required symbol (^).

### THE PERIOD AND DECIMALS

The formatter thinks that any line which begins with a period is a formatter command and will delete the whole line. If by chance your document contains a value such as .10 and the wraparound caused by Fill and Adjust of the formatter puts it at the beginning of the line, the whole line will disappear. To correct this you could put a zero in front of your decimals (0.10).

### ASTERISK AND NUMBERS

If you are printing out of the formatter and your document contains an asterisk followed by two or more numeric digits, the asterisk and the two digits will disappear. For instance, A\*256 becomes A6. What's happening here is that the TI-Writer program misinterprets the asterisk and two digits as an instruction to input data from a "value file", as in mail merge. This is described on page 111 of the TI Instruction book. To correct this problem you will need to type two asterisks followed by two dummy numbers, then the actual digits. For example, type A\*\*25256 instead of A\*256.

### REQUIRED SPACE

If you tie the words together for the purpose of underlining (&) or overstriking (@) with the required space (^), the Fill and Adjust of the formatter will leave gaping blanks in your lines. If you tie too many together, the line will extend beyond the right margin. It would be better to put a separate & or @ in front of each word. Be sure to include the spaces between the words. If you want a (^) to appear in your text, you will need to transliterate it. (@) and (&) are typed twice in succession to get them to print.

### OTHER PROBLEMS

Other problems have been noted in TI-Writer that cause erratic and destructive commands, but they are not fully documented.

## EDITOR TIDBITS

Hope everything went well at the last meeting. Hope you thought of me as I was working. We have inventory coming up and I have been working alot of hours. While taking inventory of my computer desk also I ran across some maybe usefull information. (or maybe not) Since it will still be 100 deg. for the rest of the week, here is something to think about. We who use computers deal with a great sum of numbers. Do we ever think about them? In the Parade magazine of May 31st (been on my desk along time) there was an article on numbers. It gave a scale of numbers and how long it would take to count them. The number one which is 1 would take one second to count. One thousand 1,000 would take 17 minutes. One million 1,000,000 would take 12 days. (one count per second, night and day) One billion 1,000,000,000 would take 32 years to count. One trillion 1,000,000,000,000 (close to our national debt) would take 32,000 years (longer than there has been civilization on earth). A quadrillion 1,000,000,000,000,000 would take 32 million years (longer than there have been humans on Earth) to count. A quintillion 1,000,000,000,000,000,000 would take you 32 billion years. (more than the age of the universe) If you still have time to count, you can count to a sextillion, (10 to the 21st power), septillion (10 to the 24th power), octillion (10 to the 27th power), nontillion (10 to the 30 power), and decillion (10 to the 33rd power).

I guess since

temperature around here for the rest of the week will be 100deg plus. Do you think it is a good time to start counting? Well as for me, I will fill up the ice tea pitcher and let my 99/4A do the counting.

=====

### President's Memory Dump

Here it is...another HOT summer in the Lone Star State...makes me wish I lived someplace cooler...on with the my column. The local Optimist Club Camera and Computer show has come and gone, and on the whole I was very pleased with our little exhibit there. I even signed up a new member myself! From what I hear, many people stopped by our table to inquire about our user group or about the TI 99/4A itself and associated hardware or software. I think some of the other vendors there were surprised also to see the TI 99/4A is still being represented! Everyone had a good time and fortunately, hardware and software clitches were minimal. I'd like to say "thank you" to all the volunteers who helped man our table during the two day event and to those other clubs members who dropped by to say "hi" or offer their help. Let's do it again next year...

As I hope everyone knows by now, our next meeting will be on September 13th, which is a Sunday, at 2:00pm at the Hurst Public Library. I know..I know..you thought we were getting back to our usual first Saturday schedule, but the first weekend of September is 'Labor Day' weekend and I was informed that everyone would probably have something better to do than to come to a user group

meeting! Can you imagine that?!? Hope you get sunburn.....just kidding folks! The main program will be a Logo demo by our own Rosie Steele, plus anything else of interest I can drum up. Moving right along...the proposed TI Faire has been postponed until April of 1988, thus giving us and the FLUG more time to gather up our resources for such an undertaking, the main resource being the old time scrooge...money. I will keep the group advised on any and all developments concerning this matter as they become known to me. It has also been suggested to me that we enter into a joint venture with the FLUG in regards to the FLUG TIBBS. It has been proposed that we help support having a metro phone line installed on the FLUG TIBBS, thus allowing the majority of our membership access to that BBS with having to call long distance. Personally, I am in support of such an idea and we will vote on it as a club at our September meeting, when I will go into the details further. Just think about it between now and then.

I picked up a new piece of hardware lately that some of you might find interesting, a 3 1/2" disk drive. I have it hooked up and am using it as drive 1 and thus far it has worked perfectly. It seems to access files a little quicker, but I'm sure that it is due mainly to the faster motor speed of the 3 1/2" drive. You might ask yourself, why use a 3 1/2" drive? Why indeed? I got one just for the heck of it I guess. It hold the same about of data, formats to the same size as my 5 1/4", which is now my drive 2, and

now along with my Horizon Ramdisk, I can use any, format. Those Mac's and Atari 520 ST's ain't got nothing on me now! So much for that bit of trivia..if you'd like to know more, just ask.

For those of you in the club that are still using cassettes, our VP James Crosson has gone to much time and trouble in putting ALOT of our disk based software on cassettes, so I hope you will take advantage of James hard work and check some of these tapes out and use them. If there is a particular program you would like to use that he has not yet put on tape, let him know and I'm sure it will fix you up with it if possible. When using the software, as an example, say it is an assembly language game program that is made up of two or three files, it will load E/A option 5, CSI.filename, just like a disk file, only when it comes time to load the second file, just hit enter, without rewinding the tape, hit 'play' when the prompt asks for it and the second file will load. After this is done the program should run. Be advised that if you are using a HRD, it must be shut OFF, prior to loading the program from cassette. If you have any problems, just contact James or myself.

99 FORTAN is now available and TurboPascal, without the need for a P-code card is soon to be released. If you have an interest in these languages, please see to it that the authors of these software packages get your support. Only by continued support of fairware and commercial software authors and those that bring out new pieces of hardware for the TI

community, can our 'orphans' continue to survive. The prices asked for are all reasonable, so be reasonable and support those that support you...have fun.

Memory Empty  
Gary

=====  
VP REVIEW

Whea!! if it isn't hot enough for you now then you probably call an oven home. This is not exactly what I would call picnic weather, so I guess we will have to wait a little longer for our very first club picnic. Oh, yes when it gets cool enough we will give everybody the word including the ants and the flies( we wouldn't want anybody to not feel at home) so it will be just like a family get-together.

By the way I think we finally have the newsletter problem worked out, I hope. One of the problems we were experiencing was the cost of the newsletter was costing us \$150.00 dollars or more for the printing each month and at that rate we would be broke by now. Thanks to Doc Grave and the Xerox printing center we are able to reproduce the newsletter at a cost which we can live with. Anybody that has an opportunity to thank Doc or Xerox please do, because they have done so much to help keep this club solvent. If we can keep to a normal schedule, what ever that is, then we can start getting the newsletter out in time for people to get it before the meetings so as to inform them of the date and time of the upcoming meetings.

In Gary's column he made mention of the Computer and Camera Show which the Net99 took part in. I think we looked pretty good in it when you consider that we

are supposed to be dead and blown away. I enjoyed the show and was impressed by some of the questions we recieved from the public that attended the Show. With enough volunteers I hope we can do this again next year.

Many thanks to John Guion of the Dallas users group for the documentation on the 16 bit bus conversion. I understand he has already got a console finished and working and I also understand that it really works good. I will attempt to make the modification to one of Doc's consoles for the purpose of testing and to see if it is a worthwhile investment. I might be getting in over my head but if I get in trouble perhaps John Guion could give me some pointers.

Well I guess it's time to get to bed now I think it is about 5 am in the morning. Oh, before I forget don't you forget that the next meeting is Sunday at 2:00 p.m. on September 13th. See ya then.

James.

----NET99'ER MINUTES----  
+AUGUST 1, 1987

This meeting was the first Saturday of the month and also the first day of the month, which might explain the low attendance. Gary Higgs delayed starting the meeting in hopes for a few more people to show. The delay would also give James Crosson time to retrieve another modulator. The one with the club's system failed to function.

Gary started the meeting welcoming everyone and introduced the new members.

Printing of the News

letter was discussed. One month's Newsletter was suppose to be Laser printed, but Gary was unsure of which month.

Another meeting place was still under consideration for a more consistant meeting schedule. Doc possibly had someone he could contact at TCJC.

Last month's Minutes were read and accepted. Ken was absent, so James Crosson presented the Treasury report. He also thanked everyone for the find support of the Disk and Game Disk of the Month. The Treasury report was accepted.

The Computer Fair in Fort Worth would be August 8th and 9th. The club agreed to purchase a table at the last meeting.

It was again decided to move the picnic back another month. This was to avoid conflict with the fair.

There was a short demo of a program from France with geometric shapes. Little understanding of French shorten the demonstration. The Disk and Game disk of the month were then presented followed by a break.

Next month's meeting would be September 13th, a Sunday of the second weekend. This was to avoid the Holiday. Rosie Steele is to demo LOGO.

James may have another 8k of RAM added to the SuperCart. A module with diagnostics may be demonstrated at the next meeting by Ken Dominiec. Doc still sells SuperCart's for \$39.95. James also mention we might in the future be seeing Plato courseware in the SuperCart. And changes are being made to the TI99/4a to bring it closer to a true 16 bit computer. James might have

the information on that at the next meeting.

The Discovery SIG would be the second Tuesday, on August 11th. The SIG is open to any member who wants help or has help to offer on the TI99/4a.

The position of Chief Librarian is still in need of a volunteer. The club need support from it's members in filling this position.

Curtis had prints on how to wire surge protector in the power strips. He said wire sheets on a breakout box might be available at a future meeting.

James again had more information. The resistor R212 in the video circuit is incorrect, even according to the TI Engineers. It was manufacture with a 580 ohm resistor. This could be replaced with a 390 or 330 ohm resistor to improve the use with a TV. A monitor would see little change. A processor speed adjustment modification could become available. And to end the meeting James mention a possible workshop on building the Horizon Ramdisk. This would be open to any member, even if you don't plan to build a Ramdisk at the moment.

+---END OF MUNUTES---

TREASURY DEPT

Good news, Good news. Thanks to all of you, we had another good month. We took in \$120 in dues, \$72 for Disk of the Month and six dollars for micropendiums. We spent \$42 for more disks for DDM, \$75 for printing of the newsletter, \$52.58 for repair of our club system, \$18.75 for July Micropendiums, and \$20.00 for two months rent on the library. It looks like we

didn't do bad. This brings us up to a grand total of \$869.98. Till next time.  
ken

=====

August 1, 1987

MEMBERSHIP REPORT

I would like to welcome new members:

David Carper M8/88  
P.O. Box 585  
Roanoke Tx 76262  
491-2670  
390-2829

Dean S Lacharite M8/88  
2103 Strada #2024  
Irving, Tx. 75061  
986-0017  
540-7300

David B Wilson M8/88  
3900 Annels Court  
Fort Worth Tx 76109  
926-5615  
335-4361

The following members renewed their membership:

Lee DeForest M8/88  
Gary Higgs M7/88  
Bob Klemp M8/88  
John Lambert M5/88  
Roy Willis M7/88

Unfortunately we had some members who did not renew their membership:

Frank Cross  
Paul Sartain

The following members will be dropped if dues are not paid at the next meeting:

Michael J Maier  
Kevin Mantooth

A NOTE TO ALL MEMBERS.  
Look on your mailing label on your newsletter for the date that your membership is renewable, such as M1/86 is January 1986, M5/86 is May 1986, etc.. The club does

not send out reminders on dues because the postage is prohibitive. If you know any of the members who did not renew, please give them a call and see if you can learn the reason. Let your officers know so they can look into the reasons. Your help on this will be greatly appreciated.

John Lambert  
Membership Chairman

=====

CASSETTE  
As I promised, this month I will have available some cassette versions of the assembly games on tape for checkout. It has been pointed out to me that it would be nice to have some cassettes at the meeting for checkout rather than coming over to my house or someone else's house. In the past most people would get what they wanted and would record it at the time. However, at the present time I find it increasingly harder to find the time to sit down and copy cassettes from disk and catalog them and whatever. Hopefully in the near future I will have some help to get the cassette library updated and cataloged and duplicated for check out.

For those of you that know someone that uses cassette and has either the stand-alone or the 32k memory and would like to help these people record some of the assembly games to tape this is the way I do it. First I find out if the game is in program format or in display 80 format. Second I have to change it if it is in 80 format to program image for it to work. Next if it is in program image then I can proceed to Dt/load program and run the program, at which time the

prompt will ask for the file name and then if it is from disk or tape. Next I press the appropriate key and prepare to for the recording. After the tape has finished and I am ready to run the program from tape I must remember to use CSI.xxxx and file name instead of xxxx for multiple files to be joined together. When you run the last file the computer knows that it has recieved the last file and when you hit enter it loads and runs, and that is all there is to it. I hope this is helpful to all that uses tape and I will see ya at the next meeting Sunday 13th at 2:00 p.m..

James

=====

HARDWARE  
If you haven't heard by now there is a 16 bit bus modification for the 4a console that is not vapor-ware but a reality. John Guion of the Dallas Users Group has completed his console and I understand that it not only works but actually is better than expectations. I will be attempting to build a console conversion myself, and with a little help and a little luck it might work, I hope. Also I have built another little project that might work with this conversion which was in the Micropendium for slowing down your processor for those times that you would like to see what is actually happening in slow motion.

A number of people recently purchased the Horizon Ram disk boards from the Horizon Club. If there are some of you that don't feel comfortable with building these boards by yourself it might be

possible to have a work shop to build these boards together. Tom Woodard has volunteered to hold a work shop at his home in the garage if there is enough interest. I believe that after a few of these people build these boards and find out what everybody has been talking about, that many more people will want the Ram Disks for their systems.

Speaking of disk drives we saw some new drives at the Computer Show for as low as 40 dollars and also our very own Infamous Gary Higgs bought a 3 1/2 drive which he hooked up and said that it is working very well. I suppose if I am going to finish this stuff this year I had better wrap it up for now. so hope to see everybody at the next meeting Sunday September 13. at 2:00 p.m.

James

-----  
SEPT DISCOVERY COLUMN  
AUGUST 15, 1987  
DISCOVERY SIG:  
FULTON COOK CHAIRMAN

As a regular feature of the DISCOVERY SIG Meetings, we will have the CASSETTE and DISK Librarians and Libraries present.

The next DISCOVERY SIG will meet on Tuesday, SEPTEMBER 8, 1987 -7:00pm til ? at the 1st Baptist Church of Ft. Worth. The Church is located on the North side of Loop 820, between Haltom Road (exit 18) and Highway 377 (exit 19). Take the Haltom Road exit and go East on the access road (No you are not going the wrong way on a one way road). The Church is the one with the Time Temp sign which may be seen from 820.

**BRING A FRIEND !**

If you have a STARTEXT Account will you please check GROUP 7 and see that your Mail Code is listed. If it isn't, let JOHN LAMBERT know, so he can get you into GROUP 7.

STARTEXT is conducting a Demographic Survey. If you are on STARTEXT, be sure and take DEMOSURVEY. Let them know the 4A is alive and well.

**USER GROUP NEWSLETTER ARTICLE**

UPDATED 3/12/87

**DATE/VOL # ARTICLES OF POSSIBLE INTEREST**

Newsletter of the Central Jersey 99 Computer Club P.O.Box 673 Bricktown, NJ 08723

May 85 Greetings Call Loads Computer Table Notes from A Neophyte What Now

June 85 What Now Notes from A Neophyte Review:

**Advanced Diagnostics**

July 85 Greetings What Now Information: Files, Records and Fields TI Writer Tips and Magic Arts

Aug 85 Greetings What Now TI Tutor TI Letter Program: 28 Column Converter Book Review: Compute's Beginners Guide to Assembly Language

Sept 85 How to Learn Forth TI Tips Use Your TEII Whats New Greetings

Oct 85 Still Alive and Well Greetings Whats New Terminal Emulators Part II Disk Drive Specifications

Nov 85 TI Lives On Note from A Neophyte Review: Myarc 32/128K RamDisk Whats New Program Modifications Lock Up Troubles

Dec 85 Greetings What Now Alive and Kicking Product Review: The Genial Traveler Quick Reference Sheet Cable Box Copying a Cartridge to Disk Letter from The Pres.

Jan 86 Greetings Adding Load Interrupt Switch to Speech Synthesizer Peeks Pokes Terminal Command Strips What Now Disko Fix

Feb 86 Letter from The Pres. Controlling Your Printer Resource Information and New Items New Computer Fairware

Apr 86 Greetings Program: Screen Scroll Changing Color in DM1000 Disk Talk Simple Ground Rules for Loading New Programs

May/June 86 Greetings Lit'l Bits 99/4A Error Code Reference Chart A Look at Programs Video Monitor for Your TI Adding a Second TI Drive Tutorial: Multiplan Need Memory? Save Screens

Aug 86 Things TI Never Told You Greetings Tips for TI Writer(er's) Turbo 99/4A News of New Hardware for 99/4A

Sept 86 Myarc Computer Specifications Sources for TI Products Greetings

**\*\*\*EDITOR'S NOTE:**

The deadline for contributions for the Sept. newsletter is Sat. Sept. 19th

Comments or questions about anything? Contact your officers:

PRESIDENT---: Gary Higgs, 817-738-9290 Startext MC51107

V.PRESIDENT-: James Crosson, 817-281-4868 Startext MC167788

SECRETARY---: Richard Beckman, 817-232-2852 Startext MC160589

TREASURER---: Ken Dominiec, 817-656-1473 Startext MC151357

Got some interesting info to share? Articles, letters, paragraphs, & words of wisdom are yours to contribute. Contact Ken Dominiec, editor. 817-656-1473. Startext MC151357

THE END

**MULTIPLAN DISK DRIVE DEFAULT**

I have been using Multiplan almost as long as I have had my TI 99-4/A and the more I use it the more features I find about it.

I think that even if the amount of storage is not as great as Multiplan provides on other computers with more memory that it still is a great spreadsheet.

One feature that was needed I thought was a simpler way to designate the data output to a different disk drive. Until I got my additional drives this was not a problem. One drive simply required disk swapping.

When I finally installed drives #2 and #3 I found that I needed to call up the (T)ransfer (O)ptions to have the program automatically save all data to a drive other than DSK.1. This needed to be done each time I entered Multiplan to view or review a particular spreadsheet.

It was called to my attention that the machine language that Multiplan uses to designate the DSK1. is located on the second sector of the MPINTR file on the Multiplan disk.

You can change the default drive from DSK1. to DSK2. (or whatever) by changing the hex digits that appear on this sector.

I used Advanced Diagnostics, but any disk sector editor should do the same thing. Using Advanced Diagnostics I first used FF (Find File) to locate where MPINTR resided on

the disk. It started on sector 271 so I then used ES 272 (Edit Sector) to change the code and finally WS (Write Sector) to write the changed code to the Multiplan Disk.

The code to change is 4B31. Change it to 4B32 or 3 or 4 depending on what disk drive you want the default. Using Advanced Diagnostics you will find this code begins on row 7, column 9.

I suggest you do all this on a copy disk in case something goes wrong. It worked for me the first time and it really is a time saver when you first call up Multiplan.

Charles Bell - Editor



## INSTALLING EXTENDED BASIC INSIDE YOUR CONSOLE

by, John F. Willforth

For many of us there has been much frustration over the last several years about the "hang-ups" that occur to the TI-99/4A using extended basic, just as the most critical part of a program or game is reached. There are those who would lead you to believe that the power supply has been the culprit in the majority of the consoles locking in their club. This may have been the problem with the inconsistent and noisy D.C. voltages issued from the TI supplies also. A few months ago I ran through 5 straight VDP memory problems in a row, and could have made the statement that most if not all TI console problems will be found to have defective 4116 dynamic ram chips. This would have been absurd! I'm making this statement only to try to reassure you that of all the possible causes for console hangs, the grow connector/cartridge connection is far and away the most common, and in particular the mating (or lack of) between the Extended Basic and Grow Connector, is the greatest culprit. The purpose of this article is to assist those of you who would like to move the Extended Basic on-board.

### DO THE FOLLOWING AT YOUR OWN RISK!

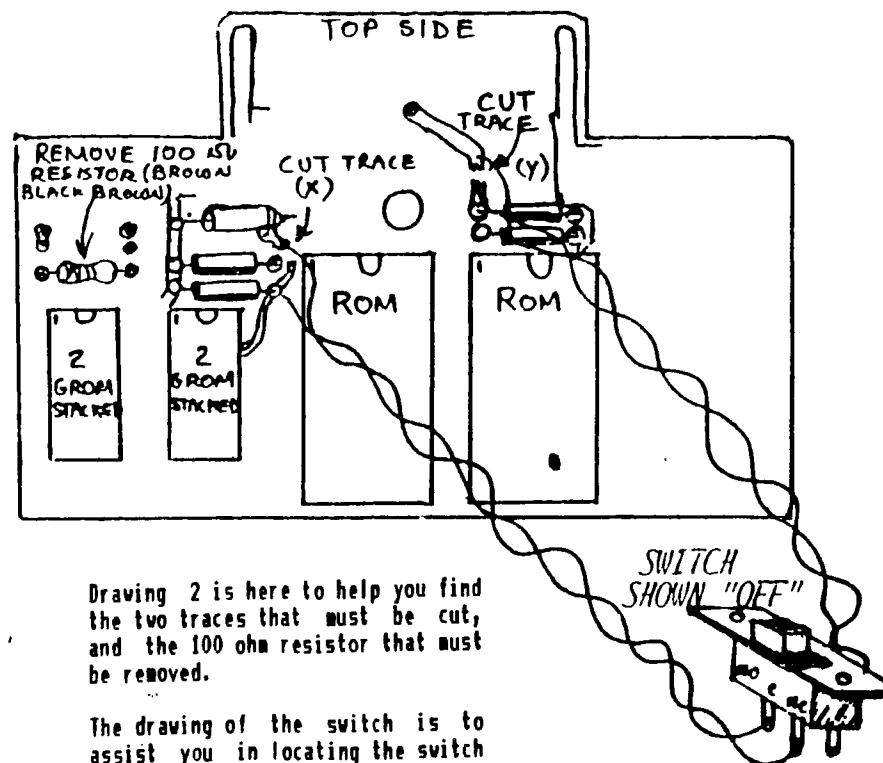

Parts: 1' ribbon cable (36 lead) or 2 lengths of 25 lead cable, 1 XBasic cartridge (shell removed), 1 double-pole single throw slide switch (for enabling/disabling XBasic), solder, iron, wire cutters, etc.

I'm not going to get into the details for I feel if by now that you can't remove your CPU from your console, you shouldn't be attempting this. Get someone who can remove the grow connector from the unit, and attach the ribbon cable to the pins of the rear of the circuit card that the grow connector is attached. Attach all but pins 4 and 6 to ribbon cable. 4 and 6 are unused here. Now, keeping the length of the wire to less than 8" attach the other ends of the corresponding wire to the XBasic card edge connector leads, remembering the relationship between the two, i.e. pin 1 must go to pin 1, 2 to pin 2, and so on (not on 4 and 6). Before you attempt any further modification to the machine, reassemble and see if XBasic comes up on the menu, and still functions, SIZE, ACCEPT AT, etc. If you are still functional, continue.

Remove the 100 ohm resistor indicated, and cut the two traces where shown. Now you may solder 4 equal lengths of wire to the switch (not longer than 10" length). Attach two of the wires across the cut in the trace (x) and the other two across (y), making sure that the pins are on the same switch pole set. Now test the results again.

If the extended basic works when the switch is closed, and the cartridge slot will accept cartridges (meaning that a variety of grow/rom cartridges will function), when the switch is open, then you're almost home. Mount the switch in a convenient location, and insulate the bottom of the XBasic cartridge and locate on TOP RF SHIELD to left of grow connector. Reassemble. It would also be of benefit to you at this time to install a reset button across pin 6 of the CPU chip and ground. Trust me!

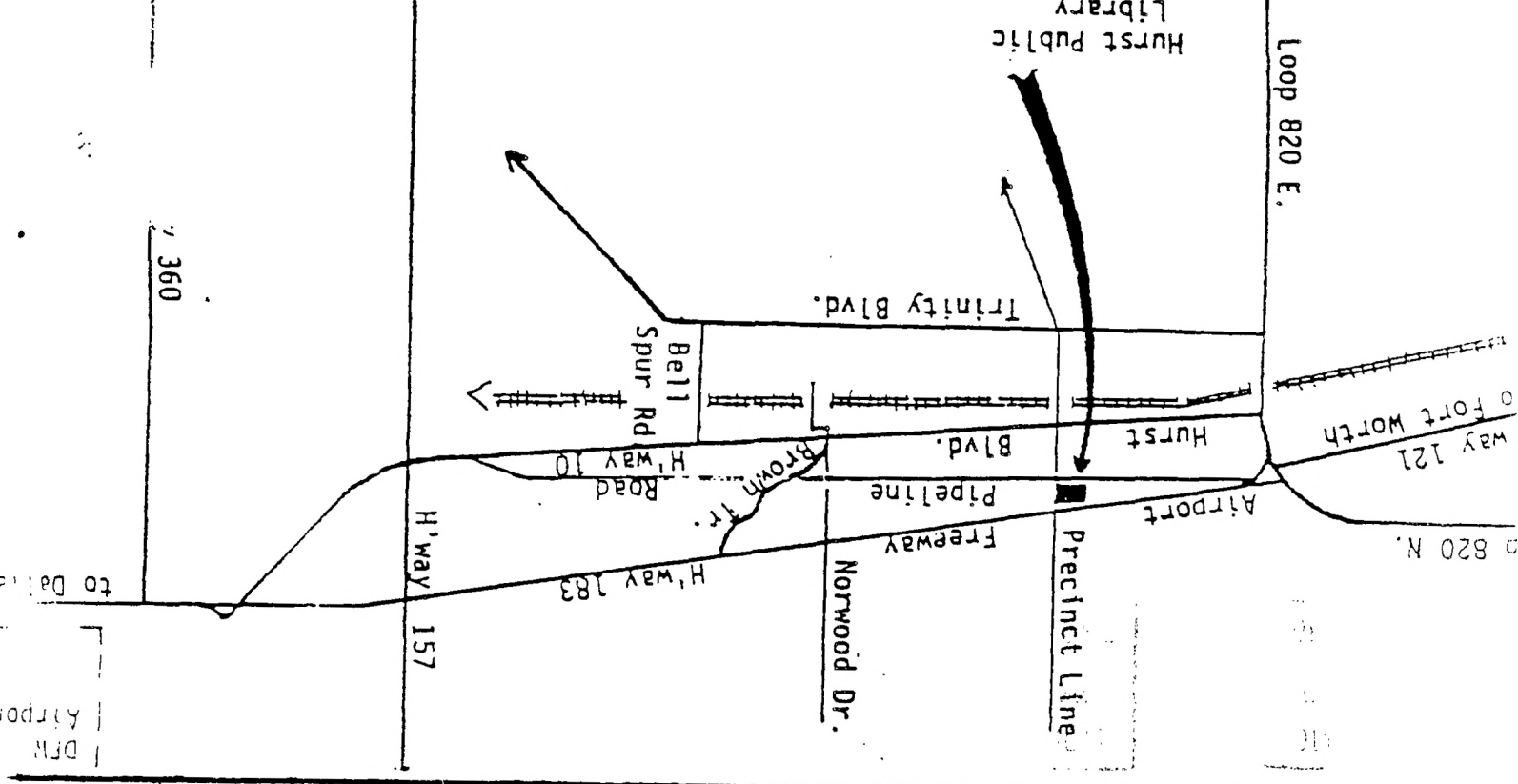
The reset switch will be particularly useful, in that you will now not be able to reset the machine by inserting the XBasic cartridge. You may find that without the reset switch, you will have to turn the console power switch off and then on to begin operation after switching from basic to XBasic on other cartridges. This is an easy option to install with a momentary contact switch across pin 6 on the CPU chip (TMS9900) and ground. See drawing 1.



Drawing 2 is here to help you find the two traces that must be cut, and the 100 ohm resistor that must be removed.

The drawing of the switch is to assist you in locating the switch properly the circuit. Attach wire pairs across the trace cuts.

Net 99ers meet on the 1st Saturday of each month at the Hurst Public Library at 9:00 A.M. (unless otherwise indicated in the newsletter)



NET 99er HCUG  
 P. O. Box 534  
 Hurst, Texas 76053



EDMONTON USERS' GROUP  
 P.O. BOX 11983  
 EDMONTON, ALBERTA  
 CANADA T5J-3L1