


# Spirit of 99



THE OFFICIAL NEWSLETTER OF THE CENTRAL OHIO NINETY-NINERS INC.

PUBLISHED MONTHLY IN COLUMBUS OHIO

## JUNE



Asgard

\$1.50

VOL. 7

NO. 6

JUNE

1989

# Spirit of 99

THE OFFICIAL NEWSLETTER OF CENTRAL OHIO NINETY-NINERS



COPYRIGHT © 1985  
Central Ohio Ninety-Niners Incorporated (C.O.N.N.I.), Columbus Ohio 43212, USA. All rights reserved. Spirit of 99 is published monthly for Central Ohio Ninety-Niners Inc. by C.O.N.N.I. members and is the official newsletter of C.O.N.N.I. User Group.

Editorial, advertising and subscription address is:

181 HEISCHMAN AVE  
WORTHINGTON, OH 43085

Subscription rate (USA) \$20.00 /1 year (12 issues). Foreign subscription rates available upon request. Third class postage paid at Columbus, Ohio.

**CHANGE OF ADDRESS:**  
Send both OLD and NEW address to:

Subscription address above. WE assume no responsibility for manuscripts, programs (tape or disk) not accompanied by return postage. Letters to the Editor become property of Spirit of 99. If published, we reserve the right to edit at our discretion.

OPINIONS EXPRESSED HEREIN ARE THE AUTHORS AND ARE BASED ON VALID DOCUMENTABLE RESEARCH. THEY DO NOT NECESSARILY REFLECT THE OPINIONS OF THE PUBLISHER.

We will not knowingly publish copyright material without the permission of the author and credit due.

All programs published herein are of public domain unless otherwise noted.

Other non-profit user groups may use material from this newsletter only if source and credit is given.

Central Ohio Ninety-Niners Inc. is a non profit organization comprised of MEMBERS who own or use the TI99/4A computer and it's related products and have paid a yearly membership fee of \$28.00 and whose main objective is the exchange of Educational and Scientific information for the purpose of computer literacy.

C.O.N.N.I. meetings are held the 2nd Saturday of each month at the Martin Janis Senior Center - East Eleventh Ave. at the Ohio State fairgrounds. Meeting time is at 9 am. Meetings are open to the public. Membership dues (\$28.00) are payable yearly to C.O.N.N.I. and cover the immediate family of the member. (An application has been placed

in this newsletter for your convenience) Please address it to:  
EVERETT WADE  
179 ERIE ROAD  
COLUMBUS, OH 43214

## ADVERTISEMENT:

We do accept commercial advertisement at The following rates:  
Business Card (2x3.5):

\$5.00/issue

1/4 Page: \$25.00

1/2 Page: \$45.00

Full Page: \$75.00

Write this newsletter for other size arrangements.

All ads should be submitted (camera ready) to advertising address above, payment enclosed. Members ads are published at no cost. (Limit of 25 words and must not be commercial please.)

## \*\* INDEX \*\*

ANNOUNCEMENTS.....	P..3
CASSETTE-PART 18.....	P..4
DIJIT SYSTEMS.....	P..9
HORIZON.....	P.13
IMPACT/99.....	P.10
INDEX.....	P..2
MINUTES.....	P..5
M.U.N.C.H.....	P..8
TI ADVENTURE.....	P..6
TI BASE.....	P.14
WRAPPING PAPER.....	P.12

EDITOR.....JEAN HALL  
ASSIST.....CAROLE PARKINS

## !! OFFICERS !!

PRESIDENT.....DICK BEERY  
VICE PRES.....JIM SEITZ  
SECRETARY.....CHARLES OSMENT  
TREASURER.....MIKE CHANEY  
LIBRARIAN.....CHUCK BRIMES

 **PLAY BALL. PLEASE PAY YOUR DUES** 

Dues are usually paid at or before the March meeting, and are \$28 per year for full membership, library and voting privileges, plus the newsletter. You may also pay your dues in two installments if desired: \$14 in March and \$14 in September. If only the newsletter is desired, then payment is \$20 per year. Those who join during other months of the year pay a lesser, pro-rated amount:

Mar---28.00	Apr---25.75	May---23.50	Jun---21.00	Jul---18.75
Aug---16.50	Sep---14.00	Oct---11.25	Nov---9.50	Dec---7.00
Jan---4.75	Feb---2.50			

Fill out an application blank (one on the back of this newsletter), make a check out to C.O.N.N.I. and give it to Everett Wade, the membership registrar, at one of the meetings or mail to him at the following address:

Everett Wade                      179 Erie Rd                      Columbus, OH 43214

\*\*\*\*\*  
 MEETING AGENDA ----- SATURDAY 10 JUNE 1989  
 \*\*\*\*\*

9 AM LIBRARIES OPEN	10:20 AM DEMONSTRATIONS
BULLETINS AVAILABLE	?? GAME WITH VCR BY
REGISTRATION - MEMBERSHIP	LARRY FAIRBANKS
MICROpendium magazines for sale	
	PAGE PRO 99 BY
<b>MS/DOS SIG</b>	BILL WOOD
and other SIG GROUPS OF INTERST	
TO MEMBERS	

9:25 AM QUESTION AND ANSWER SESSION	12:00 PM WE MUST BE OUT OF THE
9:50 AM BUSINESS MEETING	BUILDING BY NOON!!!!

++++  
 + COFFEE ANYONE? +  
 + SATURDAY MORNINGS +  
 ++++



TO RALPH LATHOUSE



BEST WISHES,  
 DICK BEERY

Call Jim Seitz (875-5532) to be a host or hostess. SIGN UP IF YOU WANT ANY COFFEE!!

All of our prayers go to Ralph Lathouse who developed a heart problem and was admitted to Riverside Hosp. on May 28. He is expected to be released Wednesday. Hope you are back soon!

Our President has just had successful surgery for a detached retina, and we wish him the best for a speedy and complete recovery!

JUN - JEAN HALL  
 JUL -

THE WHOLE GROUP!



UNDERSTANDING - CREATING - AND USING - CASSETTE FILES  
PART VII

THIS MONTH I AM CONTINUING WITH THE TOPIC OF UNDERSTANDING - CREATING - AND USING - CASSETTE FILES. MORE SPECIFICALLY, I WILL BE CONCENTRATING ON USING CASSETTE FILES... AS WE ARE NOW READY TO MOVE ON INTO AN AREA OF THE CASSETTE THAT I'M SURE WE'VE ALL BEEN WAITING FOR. FINALLY... YOU WILL BE ABLE TO SEE "FIRST-HAND" JUST HOW A CASSETTE FILE OPERATES.

ALTHOUGH THIS PROGRAM WILL WORK AS WRITTEN - YOU ARE ENCOURAGED TO MAKE ANY CHANGES THAT YOU MAY WANT - IN ORDER TO MEET YOUR OWN SPECIFIC PERSONAL NEEDS. DON'T BE AFRAID TO DO A LITTLE EXPERIMENTING. IT CAN'T HURT AND YOU JUST MAY LEARN A THING OR TWO IN THE PROCESS.

```
100 CALL CLEAR
110 PRINT "CASSETTE: DATA FILE PROGRAM": : : : : :
120 PRINT TAB(4); "1  CREATE A DATA FILE": :
130 PRINT TAB(4); "2  LOAD A DATA FILE": :
140 PRINT TAB(4); "3  QUIT THE PROGRAM": : : : : :
150 INPUT "YOUR CHOICE? ": CHOICE
160 ON CHOICE GOTO 170, 330, 550
170 FOR FILE=1 TO 5
180 CALL CLEAR
190 INPUT "NAME      ": NAME$(FILE)
200 INPUT "ADDRESS  ": ADDRESS$(FILE)
210 INPUT "CITY     ": CITY$(FILE)
220 INPUT "STATE   ": STATE$(FILE)
230 INPUT "ZIP      ": ZIP$(FILE)
240 INPUT "PHONE   ": PHONE$(FILE)
250 NEXT FILE
260 CALL CLEAR
270 OPEN #1: "CS1", INTERNAL, FIXED, OUTPUT
280 FOR FILE=1 TO 5
290 PRINT #1: NAME$(FILE), ADDRESS$(FILE), CITY$(FILE), STATE$(FILE), ZIP$(FILE), PHONE$(FILE)
300 NEXT FILE
310 CLOSE #1
320 GOTO 100
330 CALL CLEAR
340 OPEN #1: "CS1", INTERNAL, FIXED, INPUT
350 FOR FILE=1 TO 5
360 INPUT #1: NAME$(FILE), ADDRESS$(FILE), CITY$(FILE), STATE$(FILE), ZIP$(FILE), PHONE$(FILE)
370 NEXT FILE
380 CLOSE #1
390 FOR FILE=1 TO 5
400 CALL CLEAR
410 PRINT NAME$(FILE)
420 PRINT ADDRESS$(FILE)
430 PRINT CITY$(FILE)
440 PRINT STATE$(FILE)
450 PRINT ZIP$(FILE)
460 PRINT PHONE$(FILE)
470 PRINT : : : : :
480 PRINT " PRESS: ANY KEY TO CONTINUE "
```

```

490 CALL KEY(O,K,S)
500 IF S=0 THEN 490
510 IF FILE<5 THEN 520 ELSE 540
520 NEXT FILE
530 GOTO 410
540 GOTO 100
550 CALL CLEAR
560 END

```

THIS CONCLUDES MY SERIES ON "GETTING THE MOST FROM YOUR CASSETTE SYSTEM." HOWEVER... IF YOU NEED ANY HELP OR HAVE ANY QUESTIONS CONCERNING YOUR CASSETTE SYSTEM - JUST GIVE ME A CALL ( 412-335-0163 ) AND I'LL TRY TO HELP.

~~~~~

Minutes for the CONNI meeting  
Wed. 4/26/89

Meeting called to order at 7:30 p.m. with a question and answer period. A show of hands for those planning to attend the Lima Faire was called for and a request for volunteers to man the table was asked. The raffle was held at about 8:30 p.m. A letter of thanks by Sister Pat, a Catholic Nun TI'er, was read. A humorous letter from the Mid South TI users group was passed around. Also maps to the Lima Faire were distributed. It was announced that the Lima user group library would be available to participating clubs for their use. Jim Klein announced a new version of TI Base. Jim Peterson suggested vending disks through the club. Jack Evans demoed some of his original business programs. Karl Romstedt demoed his 9640 programs. Meeting adjourned 10:00 p.m.

Minutes for the CONNI meeting  
Sat. 5/13/89

Group assembled at 9:00 and had a general discussion and question and answer period. Meeting called to order at 10:00 am. Irwin Hott presided in lieu of Pres. Dick Beery on convalescence from eye surgery. Irwin asked if anyone needed a ride to the Lima Faire. Visitor Frank Minniew was introduced. It was announced that Jim Klein would be holding a TI Base class on Tuesday nights at the Janis Center. It was suggested that a modem class might be formed. Chuck Grimes announced the contents of the disk of the month. Pat Quinn conducted the raffle. Everette Wade announced the new membership cards and sold Micropendium. Due to a malfunctioning extended basic cartridge the scheduled demos were not available. Meeting adjourned at 11:30 AM.

```

+++++
+ WEDNESDAY EVENING +
+ MEETING - JUNE 28 +
+++++
7:30 PM AT MCCDONALD'S
CORNER OF CLEVELAND AVE
AND MAIN IN WESTERVILLE

```

Respectfully submitted  
Charles Osment, Secretary



HOPE TO SEE YOU THERE!!

# TI ADVENTURE COMPENDIUM

| Disk - 1ADV/COMP      |      |      | 6 Files   |          |      | Used - 350 |   |          |      |        |   |
|-----------------------|------|------|-----------|----------|------|------------|---|----------|------|--------|---|
| M.U.N.C.H. 04/04/1988 |      |      | Free - 38 |          |      |            |   |          |      |        |   |
| Filename              | Size | Type | P         | Filename | Size | Type       | P | Filename | Size | Type   | P |
| *READFIRST            | 31   | D/V  | 80        | ARC/LOAD | 0    | POM        | Y | *GAMES   | 120  | I/P128 | Y |
| ARC-DOC               | 18   | D/V  | 80        | ARC(     | 33   | POM        |   | TRN      | 155  | I/P128 |   |

| Disk - 2ADV/COMP      |      |        | 2 Files   |          |      | Used - 329 |   |          |      |      |   |
|-----------------------|------|--------|-----------|----------|------|------------|---|----------|------|------|---|
| M.U.N.C.H. 04/04/1988 |      |        | Free - 39 |          |      |            |   |          |      |      |   |
| Filename              | Size | Type   | P         | Filename | Size | Type       | P | Filename | Size | Type | P |
| FIFTEEN               | 163  | I/P128 |           | TWENTY,3 | 166  | I/P128     |   |          |      |      |   |

| Disk - 3ADV/COMP      |      |        | 3 Files   |          |      | Used - 333 |   |          |      |        |   |
|-----------------------|------|--------|-----------|----------|------|------------|---|----------|------|--------|---|
| M.U.N.C.H. 04/04/1988 |      |        | Free - 35 |          |      |            |   |          |      |        |   |
| Filename              | Size | Type   | P         | Filename | Size | Type       | P | Filename | Size | Type   | P |
| NINE                  | 73   | I/P128 |           | SIXTEEN  | 64   | I/P128     |   | THREE    | 196  | I/P128 |   |

| Disk - 4ADV/COMP      |      |        | 3 Files   |          |      | Used - 345 |   |          |      |        |   |
|-----------------------|------|--------|-----------|----------|------|------------|---|----------|------|--------|---|
| M.U.N.C.H. 04/04/1988 |      |        | Free - 13 |          |      |            |   |          |      |        |   |
| Filename              | Size | Type   | P         | Filename | Size | Type       | P | Filename | Size | Type   | P |
| EIGHT                 | 40   | I/P128 |           | FOUR     | 73   | I/P128     |   | TWENTY   | 232  | I/P128 |   |

| Disk - 5ADV/COMP      |      |        | 2 Files  |          |      | Used - 351 |   |          |      |      |   |
|-----------------------|------|--------|----------|----------|------|------------|---|----------|------|------|---|
| M.U.N.C.H. 04/04/1988 |      |        | Free - 7 |          |      |            |   |          |      |      |   |
| Filename              | Size | Type   | P        | Filename | Size | Type       | P | Filename | Size | Type | P |
| ELEVEN                | 151  | I/P128 |          | TWENTY,6 | 200  | I/P128     |   |          |      |      |   |

| Disk - 6ADV/COMP      |      |        | 4 Files  |          |      | Used - 351 |   |          |      |      |   |
|-----------------------|------|--------|----------|----------|------|------------|---|----------|------|------|---|
| M.U.N.C.H. 04/04/1988 |      |        | Free - 7 |          |      |            |   |          |      |      |   |
| Filename              | Size | Type   | P        | Filename | Size | Type       | P | Filename | Size | Type | P |
| FOURTEEN              | 33   | I/P128 |          | THIRTEEN | 42   | I/P128     |   |          |      |      |   |
| SIX                   | 41   | I/P128 |          | TWENTY,4 | 235  | I/P128     |   |          |      |      |   |

| Disk - 7ADV/COMP      |      |        | 2 Files  |          |      | Used - 352 |   |          |      |      |   |
|-----------------------|------|--------|----------|----------|------|------------|---|----------|------|------|---|
| M.U.N.C.H. 04/04/1988 |      |        | Free - 6 |          |      |            |   |          |      |      |   |
| Filename              | Size | Type   | P        | Filename | Size | Type       | P | Filename | Size | Type | P |
| EIGHTEEN              | 108  | I/P128 |          | TWENTY,5 | 244  | I/P128     |   |          |      |      |   |

| Disk - 8ADV/COMP      |      |        | 3 Files  |          |      | Used - 353 |   |          |      |        |   |
|-----------------------|------|--------|----------|----------|------|------------|---|----------|------|--------|---|
| M.U.N.C.H. 04/04/1988 |      |        | Free - 3 |          |      |            |   |          |      |        |   |
| Filename              | Size | Type   | P        | Filename | Size | Type       | P | Filename | Size | Type   | P |
| FIVE                  | 235  | I/P128 |          | ONE      | 39   | I/P128     |   | TWENTY,6 | 81   | I/P128 |   |

| Disk - 9ADV/COMP      |      |        | 2 Files  |          |      | Used - 356 |   |          |      |      |   |
|-----------------------|------|--------|----------|----------|------|------------|---|----------|------|------|---|
| M.U.N.C.H. 04/04/1988 |      |        | Free - 2 |          |      |            |   |          |      |      |   |
| Filename              | Size | Type   | P        | Filename | Size | Type       | P | Filename | Size | Type | P |
| SEVEN                 | 114  | I/P128 |          | TWENTY,2 | 242  | I/P128     |   |          |      |      |   |

| Disk - 10ADV/COMP     |      |        | 3 Files  |          |      | Used - 356 |   |          |      |        |   |
|-----------------------|------|--------|----------|----------|------|------------|---|----------|------|--------|---|
| M.U.N.C.H. 04/04/1988 |      |        | Free - 2 |          |      |            |   |          |      |        |   |
| Filename              | Size | Type   | P        | Filename | Size | Type       | P | Filename | Size | Type   | P |
| SEVENTEEN             | 65   | I/P128 |          | TWENTY,1 | 220  | I/P128     |   | TWENTY,7 | 71   | I/P128 |   |

THE COMPLETE \* TI ADVENTURE COMPENDIUM \* COMES ON 10 FULL SSSD DISKS (\$19.95) [CATALOGUED ABOVE] OR 5 DSSD (\$15.95) OR 3 DSDD (\$11.95). ABOUT 3500 SECTORS OF ARCHIVED FILES. OVER 5000 SECTORS UNPACKED! OF ADVENTURE GAMES AND UTILITIES. ALSO NECESSARY DOCS AND PROGRAMS (FOR UNPACKING) ARE ON DISK ONE OF THE SET.

TO PURCHASE A SET SEND A CHECK MADE OUT TO M.U.N.C.H. FOR THE APPROPRIATE AMOUNT SPECIFYING DSDD, DSSD OR SSSD TO:

M.U.N.C.H.  
560 LINCOLN STREET  
P.O. BOX 7193  
WORCESTER, MA 01605

TI ADVENTURE COMPENDIUM DISK SET:

ORDER DIRECTLY TODAY

PLEASE SEND CHECKS TO M.U.N.C.H. AND MAIL TO  
 M.U.N.C.H.,  
 150 LINCOLN STREET  
 P.O. BOX 7193  
 WORCESTER, MA 01605

\$11.95 - 3 FULL DSDD DISKS; \$15.95 - 5 DSSD; \$19.95 - 10 SSSD

>>>>ADVENTURE GAME LISTING<<<<<

- AN ADULT ADVENTURE F M
- ADVENTURE COPIER F
- ADVENTURE OF BIGFOOT F
- BIG TEXAS SPY ADVENTURE F
- CARFAX ABBEY F
- CASTLE DAVID
- CASTLE HALLWAYS
- CASTLE MYGOG
- CATACOMBS
- CAVE MAZE
- CLASSIC ADVENTURE
- CLUELESS
- COLOSSAL CAVES I & II
- COMPUTORAMA
- CRYSTAL CAVERN
- D&D CHARACTER GENERATOR
- DEATHSHIP I & II
- DELIVER THE CAKE!
- DEVIL'S DUNGEON
- DISASTER
- DISCOVERY AT JUNE LAKE
- DOORS TO EDEN
- DRAGON'S LAIR
- DRAGON OF HONG KONG F
- DUNGEON
- DUNGEONS I & II
- ESCAPADE
- ESCAPE FROM MARS I & II
- FIRST DAYS IN EDEN
- GERRY'S PLACE
- GET THE GOLD!
- GNOME
- GREAT AVOCADO ADVENTURE M
- HIGH ADVENTURE
- HOBBIT
- INFOCAM GAMES RAPID LOADER
- IT'S A JUNGLE OUT THERE
- LOST GOLD
- MAGIC RINGS OF THE GNOMES M
- MATILDA'S DILEMMA M
- MONSTER COMBAT I & II
- MOON SURVIVAL ADVENTURE

>>>('F' DENOTES FAIRWARE; ELSE PUBLIC DOMAIN :: 'M' REQUIRES GAME MODULE: ADVENTURE OR TUNNELS OF DOOM; ELSE BASIC, XB, MM, TE/II, OR E/A). ALL FILES ABOVE ARE ARCHIVED ON THE DISK, TWO THAT ARE NOT ARE BARRY BOONE'S FAIRWARE ARCHIVER PROGRAM NEEDED TO EXTRACT THESE FILES. AND THE \*README FILE, WHICH CAN BE READ/PRINTED BY ANY DV/80 FILE READER. THE FILES ARE NUMERICAL, EACH REPRESENTING A SEPARATE DISK AS WAS FINALIZED BY MICKEY SCHMITT. THEY ARE NOT IN ANY PRE-ORDAINED ORDERED. EACH FILE MAY BE UNLOADED AS A SEPARATE, UNRELATED DISK. ONLY THE UN-ARCED MATERIAL ON TADV/COMP SHOULD BE READ AND USED FIRST.

THIS COPYRIGHTED COMPILATION IS A JOINT FUND-RAISING VENTURE OF THE NON-PROFIT WESTERN NEW YORK 99ERS (CONTACT HARRY BRASHEAR, 2753 MAIN STREET, NEWFANE, NY 14108) AND M.U.N.C.H. - MASSACHUSETTS USERS OF THE NINETY-NINE COMPUTER AND HOBBYISTS (CONTACT JACK SUGHRUE, BOX 459, EAST DOUGLAS, MA 01516). SUGHRUE COMPILED THIS LISTING WITH THE HELP OF MICKEY SCHMITT'S EXTRAORDINARY ADVENTURE REFERENCE GUIDE (ASGARD PUBLISHING).

I ♥ ADVENTURES! I ♥ ADVENTURES! I ♥ ADVENTURES!

THE COMPLETE

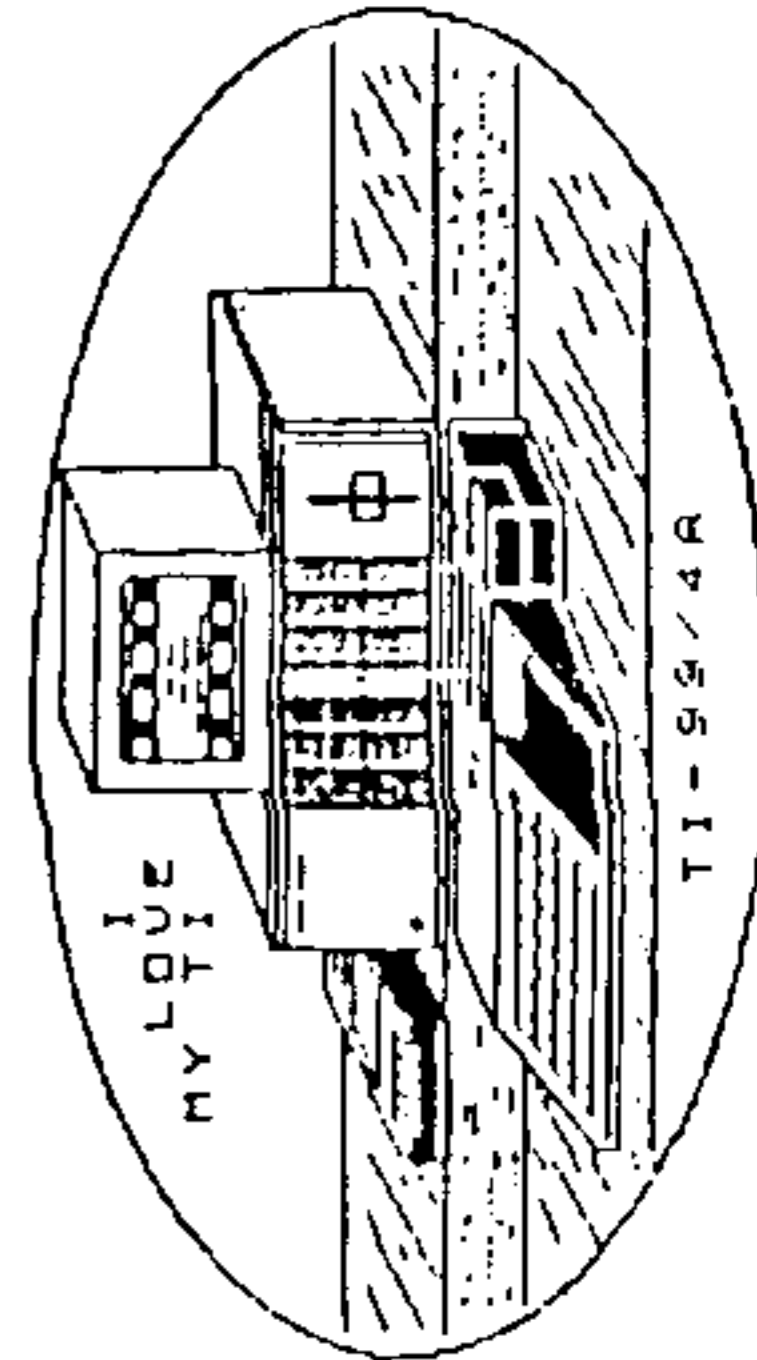
TI ADVENTURE COMPENDIUM

JAM-PACKED DISKS OF ALL THE  
 FAIRWARE AND PUBLIC DOMAIN ADVENTURES  
 EVER WRITTEN FOR TI-99/4A AND GENEVE COMPUTERS.

A Great Buy for Years of Pleasure

I ♥ ADVENTURES! I ♥ ADVENTURES! I ♥ ADVENTURES!

!!AND MANY BONUS GAMES & UTILITIES!!



Graphics credit to  
 © Joseph Bartolo  
 Perish, NY.

- MS-ADVENTURE SERIES F
- MURDER IN THE MANSION
- MURDER MYSTERY
- MYSTERY AT RAVEN MOUNTAIN
- NEW QUEST
- NINJA F
- NOMAD I & II
- PS ADVENTURE
- PHANTOM OF BLACKMOORE
- POLAR TREK F
- PYRAMID
- QUEST
- QUEST F
- QUEST 99
- QUEST FOR THE KING F
- QUESTSWORD
- RAISE QUEST
- RIDGEMONT HIGH M
- SEARCH FOR LOST DUTCHMAN'S GOLD
- SECRET CHAMBERS
- SHIPWRECKED
- SMURF ADVENTURE
- SPACE MINE F M
- STAR TREK ADVENTURE M
- STELLAR EXPLORER
- SUPERMAN
- SWORDDQUEST
- SWORDS & SORCERY
- TOMB OF THE GREY ELF F M
- TREASURE QUEST
- TUNNELS OF DOOM MONSTER EDITOR
- TUNNELS OF DOOM CHARACTERS EDITOR
- TWELVE DUNGEONS OF REMZAK! F
- VALLEY
- WELCOME TO MADAME FIFI'S WHOREHOUSE
- WELCOME TO SHERLOCK'S HOME

M.U.N.C.H.  
560 LINCOLN ST.  
P.O. BOX 7193  
WORCESTER, MA. 01605-7193

TO THE USERS' GROUP ADDRESSED:

I am sorry to inform you that Jack Sughrue (Box 459, East Douglas Ma. 01516) was recently in a car crash that involved numerous head injuries. These injuries will be operated on soon and the prognosis appears good.


Jack is the creator of the environmental disk called PLUS! (now in version 2.0), and he is the author of IMPACT/99 articles and many other text and public domain files.

He wishes to thank all the 99ers from around the country who have sent so many cards and letters. He won't be able to take any more calls, unfortunately. He asks that editors keep sending those "great newsletters," and says, "I'll be up in no time and back to TIing as soon as possible."

Though new IMPACT columns will be delayed, all orders for PLUS! (\$10.00 fairware) will be filled in fairly short order.

I am sure everyone in the TI community joins me and the members of M.U.N.C.H. in sending Jack our best wishes for a complete and speedy recovery.

Sincerely,



James W. Cox  
Treasurer/Editor,  
M.U.N.C.H.

\*\*\* JACK \*\*\*

C.O.N.N.I. MEMBERS

SEND THEIR BEST

WISHES FOR A

SPEEDY RECOVERY.

LIMA FAIRE WASN'T

THE SAME WITHOUT

YOUR PRESENCE!!





**INTRODUCTION:**

The DIJIT AVPC card is everything that Tom Spillane claims it to be in my opinion. I have been using it for about one year and have found it to be trouble free and easy to use. There really is no setup involved other than modifying the console, which takes less than one hour.

I originally purchased the card for it's 80 column capability but was also intrigued by the fact that I would be able to get the full benefit of my newly purchased analog monitor. For reference, my system is set up as follows:

TI99/4A console modified for the AVPC.

PE box with CorComp controller and 2 Teac 1/2 height drives, Corcomp RS232, TI 32K, and AVPC.

Magnavox BCMS15 analog monitor

Star MX-10 printer.

6E-TXP-B100 printer

Royal 410 typewriter with an IF-600 computer interface.

These three printers are coupled to the 99/4A with an ABC switch to maximize their easy use.

Avetex 1200 modem.

**OVERVIEW:**

My system is primarily used for business purposes, making the 80 column capability very desirable. With three printers I have the flexibility to make high speed drafts or final type written quality copies. Each printer can be set to produce multiple original copies, making it often unnecessary to use my PC-20 canon copier. All three printers can be set up to accept the same ASCII codes, thus eliminating compatibility problems.

As to the editors, I use TIM, Writerease, and FM 4.13. I prefer the FM 4.13 version for 80 column work as it has various useful features such as top and bottom line tab rulers which lets one know exactly where you are in the text. In most cases I do not set tabs other than the LM and RM for the formatter, since what you see is what you get in 80 columns. In this way I can adjust tab locations as I need to. Special conditions, such as underlining, special characters, and print type can be coded in as needed.

Occasionally I will use the color features of the AVPC to play games or make drawings using TI Artist and Graphx, but since I do not have a color printer this capability is for personal enjoyment only. The color quality is excellent and every bit as good as an Amega or Geneve. All colors are vivid and sharp with no shadows or bleeding. The real advantage in being able to produce good color is that one can change background and foreground colors to suit one's taste when typing letters. I have found on screen print quality to be sharp in any color configuration.

The primary advantage of the AVPC in my opinion is 80 column capability. Color is an added benefit. Future developments by DIJIT may make this feature more important. I believe the 80 column justifies the cost of the AVPC now and gives the TI a new lease on life. It is also a relief to know that the most useful software runs fine with no modifications. I have found that very few programs cause any problems and those that do are generally not important to me.

Since I do not have a Ram disk card, I cannot comment on any problems between them and the AVPC but it is my understanding in talking to Tom Spillane that most work satisfactorily; ie. CC, HRD, and Myarc.

**SUPPORT:**

We now have two excellent 80 column editors, one from Tom Spillane (Editor's note: Tony McGovern, in a published article, refers to this "Spillane" editor as "a rather primitive version of TI-Writer.") and a second from the McGovern's. PRESS will work in 80 columns if it is ever released. Other existing software that makes use of the special features of the AVPC card is discussed in the March and April 89 issues of the Lima UG newsletter.

There may be other software for the AVPC in the future. I believe we can expect some good stuff from the McGovern's. I am sure that other good programmers will also produce great stuff too if we continue to support them with cash. The major problem as I see it is that DIJIT systems does not have a good feedback system other than their BBS. This BBS is great for the West Coasters but too expensive for the rest of us who are too far away. It would be a shame for the AVPC project to fail simply because of inadequate communication of newly developed or updated programs in 80 col format.

**RECOMMENDATION TO DIJIT SYSTEMS:**

DIJIT Systems should put our periodic newsletters to all owners of the AVPC. They could also make AVPC compatible software available on a disk which could be purchased by users. In one year's time I have only received one software up-date. This was in the form of a free disk which I specifically requested by phone. It seems to me that those who have already purchased the AVPC deserve better treatment. How else can one sell a good product but to provide followup service on a timely basis. Without this kind of service the AVPC could easily end up being an also ran like so many other good TI developments in the past. I also feel that all TIers should encourage programmers to continue developing AVPC programs. I am sure that it would be easier to do so for the AVPC than for the Geneve and they would be more saleable as there are many more TIs out there.

As I get more experience in using the AVPC I will publish the results through the Lima UG.

\*\*\*DONE\*\*\*

by JACK SUGHRUE  
Box 459  
East Douglas, MA 01516



## HOW TO ORGANIZE YOUR LIFE

I ♥ the questions people ask me in letters. Though the advice I give is usually as valuable as pyrite, I give it anyway. Most readers of these articles these past seven years know I teach fifth grade, that I write books, that I drive very inexpensive standard shift cars (my four kids were in college at the same time a couple years ago), that I love to read James Joyce, P.G. Wodehouse, and Gertrude Stein, that my favorite musician is Keith Jarrett, that I love to watch movies and cook and swim and create string figures. But mostly I love to teach and do things related to teaching and TI computing (writing programs for school; creating environmental tools [like PLUS!] for adults on the TI, still my favorite computer and my favorite tool/toy).

All of which is a long way around the questions I've been receiving of late. At least fifteen 99ers this past half year have asked me how I can organize my life in such a way as to accomplish all the different things I like doing. "Where do you find the time to do everything?" is often the way it's finally expressed.

Well, let me tell you how to organize your life.

Let's go back a year or so. My computer desks are always in a shambles. Stuff is piled all over the monitor and PBox and printer. Before I compute each day I gather up and take this stuff to other parts of this room and add to the piles there. I can never seem to get ahead of this. Those TI friends who've stayed overnight in this "spare room" have only seen it in the cleaned-up stage. Or almost. The bed is cleared off for the occasions.

I asked myself, "What IS all this stuff?"

Being modemless, I write LOTS of letters. About 35 a week. Many to fellow 99er computer loonies. I get lots of mail back I really look forward to and lots of mail I'm really sorry to see: the kind where you get on so many mailing lists you grow concerned over the world's tree population. The using up of the world's paper supply for the kind of junk mail I get is incredible.

As soon as my Fairware PLUS! disk was reviewed in MICROpendium and COMPUTER SHOPPER with my address, I began to get on lists of all the Bughouse Batties. Get rich schemes are the most frequent: send just \$5.00 and mail the enclosed form to just 10 other people, etc. A modern-day version of the illegal pyramid clubs of the 50's. Then there are the "contest winner" or "you have been selected to receive" at some nominal cost or required purchase a "prize." The next most popular junk is to contribute to somebody's religion (preferably converting in the process - but not essential so long as the money is there). The fourth-most pile of junk is the catalogs. I get put on lists for the most extraordinary catalogs (provocative longerie, crocheting implements, tulip bulbs directly from Holland, abrasives [I figure MY personality doesn't need any.], joke items [like plastic doggie doo and bow ties that squirt water], and so on). And, lastly, the charities. Now, like most Americans, I contribute to quite a few favorite charities such as Greenpeace, Common Cause, Amnesty International, Cancer Fund. But, a few years ago I started sending my contributions in with

misspellings in my name. Jack Zughrue or Lughrue or Dughrue or whatever. Now I know exactly where any new piece of junkmail got my address and I just don't contribute there anymore. (None of the above, by the way, has sold my name yet.)

So a lot of this kind of paper garbage comes in every day. And I usually toss it on top of my printer desk or on top of my computers. If I take a minute before supper to sort the stuff out, I usually dump my briefcase full of my mail and papers to correct from school on the desks first, then put ESSENTIALS on top of the computers, so I won't start anything without having to remove these piles first. Then I put the next pile right next to the computers as this stuff has to get done later, though still immediately. The next piles are for the things that can wait. They just join the already waiting piles. The last pile or two is composed of stuff I will probably throw away if I take the trouble to look at it: most of what was mentioned above.

I really organized myself last fall and got grocery bags and marked them "#1" and "#2" and all the way to "#6", as I had six large piles by that time. The #1 bag had to be dealt with right away. And so on. This seemed to be working okay, except the bags numbered 3 and higher began to overflow. My computer room took on a look of post-Apocalypse desolation, and, Elaine, my patient wife was having difficulty with the patience. "Aha!" I thought. "I'll use the Sughrue Method of Educational Organization": what I do in my classroom. Why I hadn't thought of it before I don't know.

I jumped in my VW Fox Wagon and zipped down to the nearest supermarket and asked for a dozen banana boxes (which they throw away, so I was recycling to help the environment), loaded the car, and raced homeward. I don't know if you know what a banana box is. It's a wide, squat, very sturdy box with handle slots and an equally sturdy cover. I keep ALL my disks catalogued in banana boxes for nice storage and easy access. The boxes can be stored under beds or safely atop one another. Just about anything fits into them. You can paint or wallpaper them to match anything. My fifth-grade students refer to them as "wicked-awesome cartons."

And so by last month I just finished putting the contents of Bag #1 into Box #1, Bag #2 into Box #2; all the way up to #8. (By this time I had two MORE bags I called "MISC.") The other four boxes are for all the good things: TI newsletters, personal mail, manuals for the disks that require them and things relating to PLUS! and the public domain programs I write. These four kinds of things I sorted first using alphabetized file folders.

The only trouble is, I've had to add TWO MORE banana boxes this past month to house the overflow of Boxes #3-8.

Now here is the secret to How To Organize Your Life:

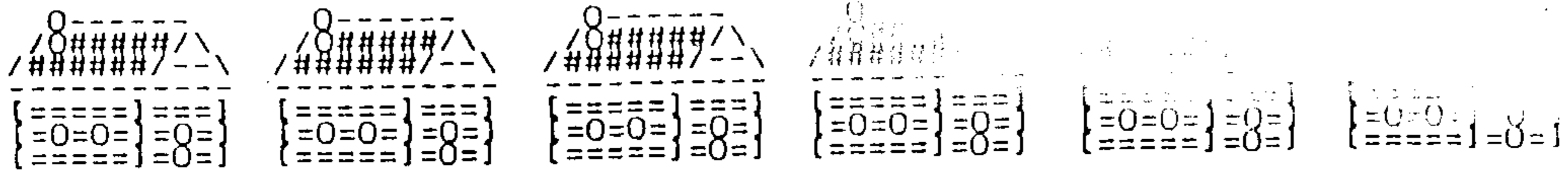
Once you have done all the above - from piles to bags to boxes - you will have noticed that the tops of your desks and computer equipment stay relatively clean.

Then take Boxes #3-10 to the dump. Save the empty banana boxes for later. Use the time you would have wasted dealing with the stuff in Boxes #3-10 by taking piano lessons or teaching your aardvark to fetch.

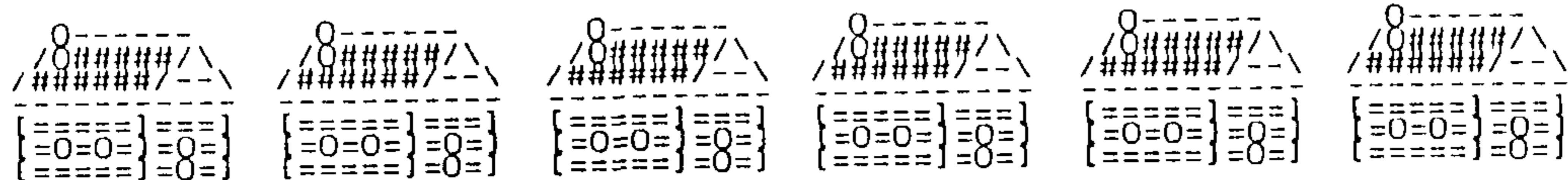
It's amazing what you can do with all that spare time. You might even get back to Video Chess or some of your oldies but definitely goodies. (Diablo and High Gravity being my two favorites.)

Matter of fact, I think I'll play with High Gravity right now.

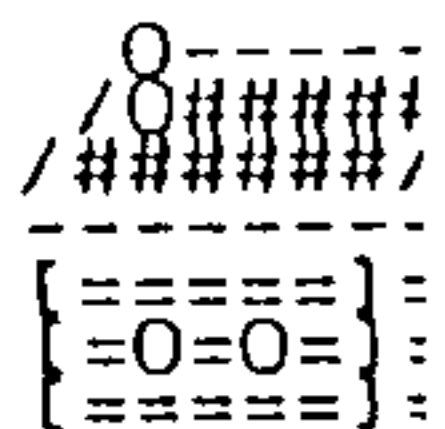
See how easy organizing your life can be?



TO DAD, HAPPY FATHER'S DAY FROM ME




TO DAD, HAPPY FATHER'S DAY FROM ME

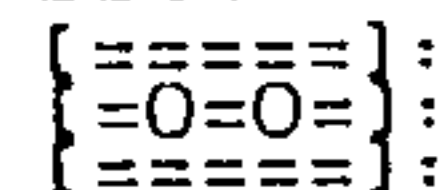


\* FATHER'S DAY GIFT WRAP \*

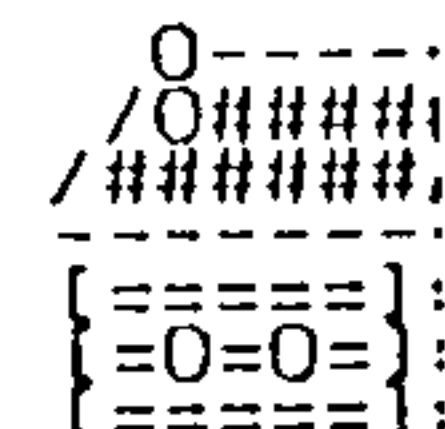
```
100 REM SAVE DSK1.DAD/WRAP
110 REM CHANGE LINE 270 TO Y
OUR PRINTER STATEMENT (EX:"P
IO")
```




```
120 CALL CLEAR
130 PRINT : " MAKE YOUR
OWN "
```



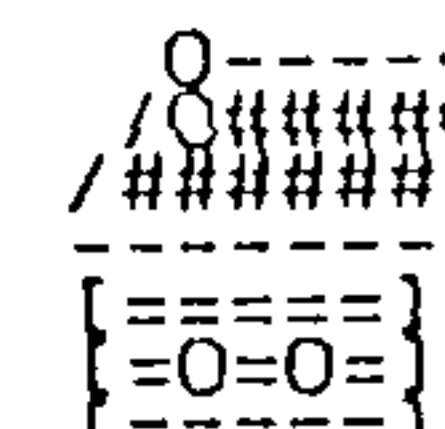
```
140 PRINT " WRAPPING PAPER
PROGRAM" : :
150 PRINT :TAB(7);"*****
*****": : :
```



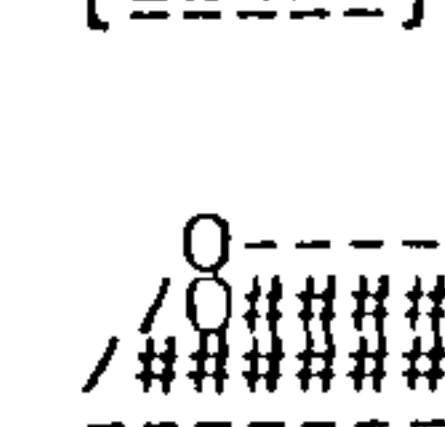
```
160 PRINT
170 PRINT " PRESS<ENTER>
AFTER":TAB(8);"EACH REPLY. ":
: :
```



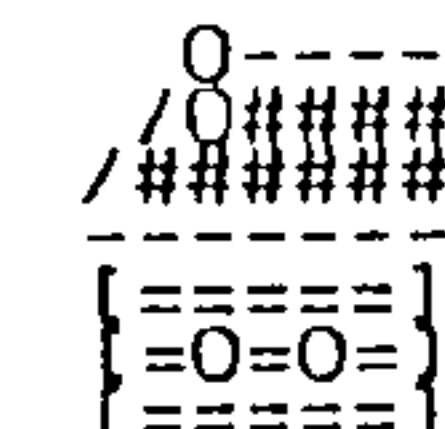
```
180 PRINT :TAB(7);"*****
*****": : :
```



```
190 PRINT
200 PRINT "GIFT IS FROM?";
210 INPUT FR$
220 PRINT "GIFT IS FOR?";
230 INPUT FO$
```



```
240 CALL CLEAR
250 PRINT "WHEN YOUR PRINTER
IS READY,"
```

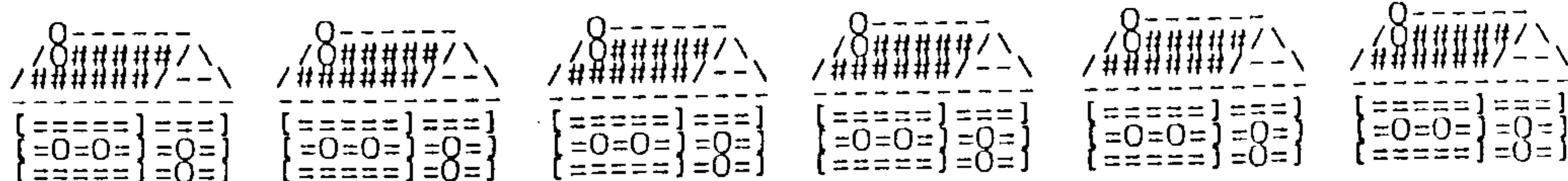


```
260 PRINT "PRESS ANY KEY TO
START PRINTING."
270 CALL KEY(O,KEY,STATUS)
```


```
280 IF STATUS=0 THEN 270
290 CALL CLEAR
300 PRINT "TO STOP PRINTING,
HOLD DOWN ANY KEY."
310 OPEN #1:"PIO"
320 PRINT #1:CHR$(27);"1";
330 FOR A=1 TO 8
340 READ T$(A)
350 NEXT A
360 FOR P=1 TO 8
370 PRINT #1:T$(P);T$(P);T$(
P);T$(P);T$(P);T$(P)
380 GOSUB 430
390 NEXT P
400 PRINT #1:TAB(20);"TO ";F
O$;" , HAPPY FATHER'S DAY FRO
M ";FR$
410 PRINT #1:
420 GOTO 360
430 CALL KEY(O,KEY,STATUS)
440 IF STATUS=0 THEN 460
450 STOP
460 RETURN
470 DATA " O----- "
480 DATA " /O#####/\ "
490 DATA " /#####/--\ "
500 DATA " ----- "
510 DATA " [=====]= "
520 DATA " [=O=O=]=O="
530 DATA " [=====]=O="
540 DATA " "

```

TO DAD, HAPPY FATHER'S DAY FROM ME



TO DAD, HAPPY FATHER'S DAY FROM ME



THANKS TO THE COMPUTER BRIDGE NEWSLETTER

# OPTIONAL HORIZON 32K MOD TO REPLACE PE-BOX 32K CARD

by John Guion and Bud Mills

Parts List: 2 ea. 1N34A diodes  
 1 ea. 74LS08  
 1 ea. HM62256-LP12 or 43256-12L  
 1 ea. 14-pin socket (optional)  
 1 ea. 28-pin socket (optional)  
 Hook-up wire

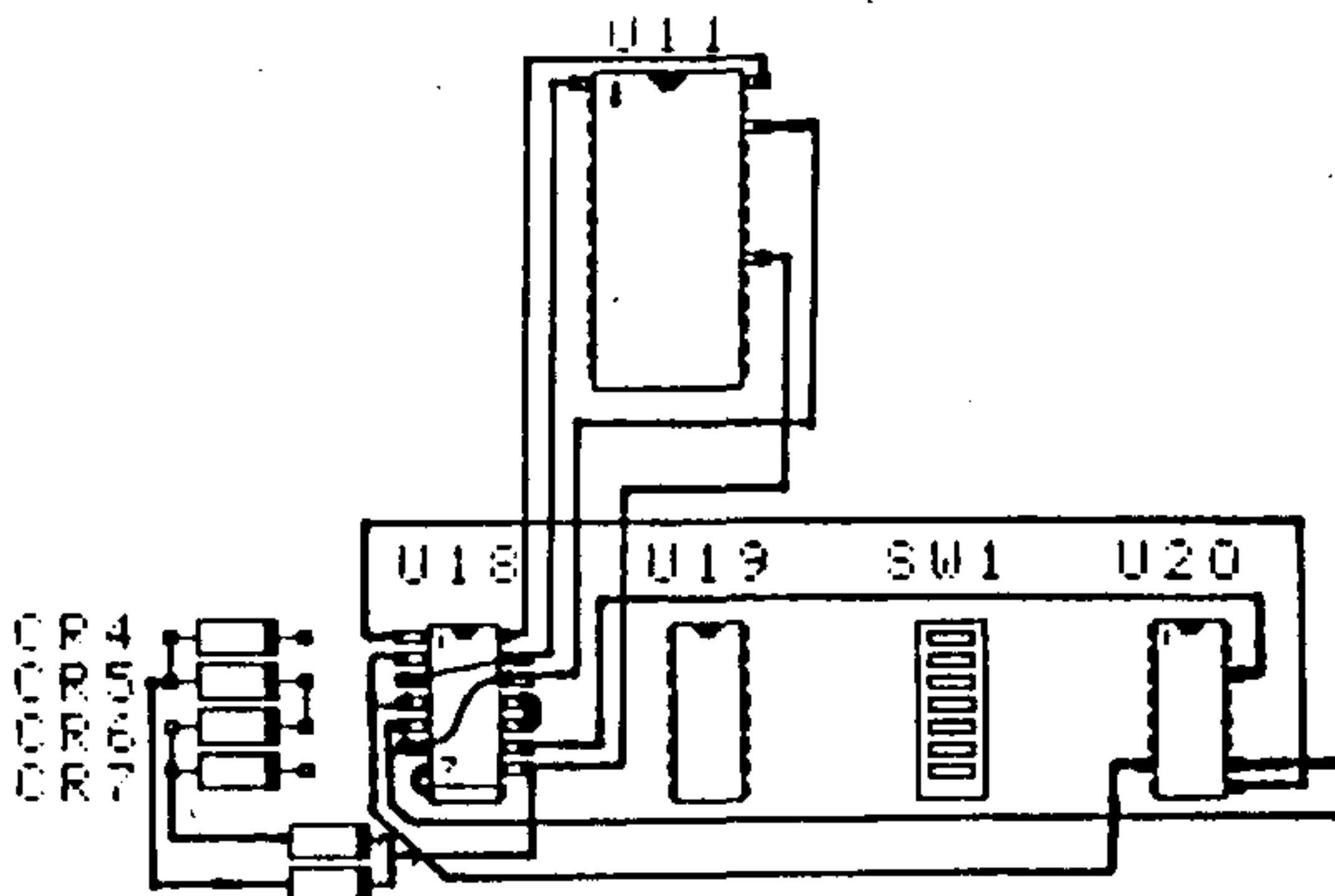
Use of the optional sockets will allow you to replace a defective chip should a failure occur. Also, this additional memory could be disabled by unplugging the chips. The memory MUST be installed on top of the U11 chip, but its control pins and pin 28 (Vcc) must be isolated from the HORIZON card. Note that the address and data lines are shared and that the separation of the control lines assures proper data handling.

To install this modification, use the sketch below for reference and:

1. Place the 74LS08 chip (or the optional 14-pin socket) on top of U18. Bend all but pins 7 and 14 out for connection of wires later. Solder pins 7 and 14 of the chip or socket to pins 8 and 16 of U18. Pin 7 needs to be spread slightly to reach pin 8 of U18. Note: HRD+2000 cards can use U24 pins 7 and 14 only. The HORIZON 3000 will use U25 pins 7 and 14. (U24 and U25 were set up for the Phoenix mod.)
2. Place the 32x8 memory chip (or the optional 28-pin socket) on top of U11. Bend pins 1, 20, 26 and 28 out for connection of wires later and solder all other pins to U11.
3. Install the two diodes as shown below. Make sure the cathode band is oriented correctly, i.e., toward the new chip/socket on top of U18. Connect one anode to the anode of CR5, the other to anode of CR7. Connect both cathodes to pin 8 of the new chip/socket.
4. Connect wires as follows:  
 From 74LS08 pin # 1 to pin 9 of U20 \*)  
 socket) 5 to pin 10 of U20 \*)  
 3 & 13 to pin 1 of U11  
 8 to pin 20 of U11 and the diodes  
 14 to pin 28 of U11  
 pin 2 & 4 to pin 7 of U20 \*)  
 pin 9 to pin 14 of U20 \*)  
 pin 6 & 12 to pin 26 of U11  
 Connect pin 10 of the 74LS08 to pin 11 of the same chip/socket

\*) If U20 is stacked, make connections to the chip closest to the board. Wires may be run on the back side of the card.

5. Double check your wiring, plug in the chips (if sockets were used). Remove old 32K memory card from PE-Box. The easiest way to test if your new memory expansion works properly is to use Extended Basic. The SIZE command should result in a display of 11840 BYTES OF STACK FREE, 24488 BYTES OF PROGRAM SPACE FREE. A major deviation from these values indicates a problem. As a final test run an assembly language program (like DM1000). If a problem does exist, the program will not run.



(Thanks to The West Penn UG Newsletter, Apr 1989)

I am reserving the copyright on this material, but I will allow the copying of this material by anyone under the following conditions. (1) It must be copied in its entirety with no changes. (2) If it is retyped, credit must be given to myself and the NorthCoast 99ers, as above. (3) The last major condition is that there may not be any profit directly involved in the copying or transfer of this material. In other words, Clubs can use it in their newsletters and you can give a copy to your friend as long as its free.

Well here it is December already. Gee! time flies when you're having fun. This month I'm going to change my mind again. I said I didn't like System type setups, so this month I'm doing a system for you. This is my Version 1.02 and my 1988 finale. This tutorial will contain practically all programming, with only a couple comments from me. The whole thing works, so if this is what you wanted, your time is here. This type of program runs too slow for me, but once it's finished you can run the whole thing with a few number entries. TIBSYS, which is listed below, runs all the other CFs (more or less). So, to get the system going you would type DO DSK2.TIBSYS (E). You can find your way through the system by the order of the DO DSKn.XXX commands. You'll notice that all the remark statements are at the end of the CFs. This is because the processor doesn't read anything after RETURN. Putting your remarks after that point will speed things up. I have also kept the size of the CFs down so you can edit any of them using MODIFY COMMAND. I try to use the same fieldnames (NM, FN, LN, MI) for all my databases. This allows me to use this type of programming on several DBs by merely changing USE NEWNAMES to USE (WHATEVER). Except for possible minor field length problems this System CF should be usable for many things.

```

LOCAL ? N 2 0
LOCAL SEL N 2 0
REPLACE ? WITH 0
  DO DSK2.PREP1
  DO DSK2.SYSSCR
USE NEWNAMES
TOP
  WHILE .NOT. (?)
    DO DSK2.INFSCR1
    DO DSK2.SLCASE
  ENDWHILE
  DO DSK2.FIN1
RETURN
*
* TIBSYS          Save as TIBSYS/C
* *****      TI-Base System 12/1/88
*
*****

```

NOTE: Don't type in the last two lines of each CF. I'm referring to the \*, and the \*\*\*\*\*s. I put those in to keep things separated.

```

CLEAR
* Pre-Program Preparation
*
* PREP1 Save as PREP1/C
* *****
*
CLOSE ALL
SET HEADING OFF
SET RECNUM OFF
COLOR WHITE DARK-BLUE
SET TALK OFF
WAIT 5
RETURN
*
*****

CLEAR
COLOR BLACK GRAY
WRITE 3,9,"This is a TI-Base System."
WRITE 5,9,"It is a club type system"
WRITE 7,9,"to produce a club Roster,"
WRITE 9,9,"a complete set of labels."
WRITE 11,9,"or search for individual"
WRITE 13,9,"names and print more than"
WRITE 15,9,"one label for a specific"
WRITE 17,9,"name on the list."
WRITE 19,12,"** USES NEWNAMES **"
WAIT 4
COLOR WHITE DARK-BLUE
RETURN
*
* SYSSCR          Save as SYSSCR/C
* *****      System Screen 12/1/88
*
*****

CLEAR
REPLACE SEL WITH -1
WRITE 2,8,"** Make A Selection **"
WRITE 4,10,"> 0 < To Quit CF"
WRITE 6,10,"> 1 < Print Roster"
WRITE 8,10,"> 2 < Print All Labels"
WRITE 10,10,"> 3 < Print Spec. Labels"
WRITE 12,10,"> 4 < Edit NEWNAMES"
WRITE 14,10,"> 5 < Append To, NEWNAMES"
WHILE (SEL<0) .OR. (SEL>5)
  WRITE 22,4,"Enter 0-5"
  READ 22,15,SEL
  WRITE 22,3," "
ENDWHILE
CLEAR
RETURN
*
* INFSCR1        Save as INFSCR1/C
* *****      Info Screen 1 12/1/88
*
*****

```

Continued Next Page.

\*\*\*\*\*

```

DOCASE
  CASE SEL = 0
    WRITE 18,13,"Have a nice day"
    REPLACE ? WITH 1
    BREAK
  CASE SEL = 1
    DO DSK2.PRSTR
    BREAK
  CASE SEL = 2
    DO DSK2.LBLS5
    BREAK
  CASE SEL = 3
    DO DSK2.FNDPRNT1
    BREAK
  CASE SEL = 4
    DO DSK2.EDFL1
    BREAK
  CASE SEL = 5
    DO DSK2.APFL1
    BREAK
ENDCASE
RETURN
*
* SLCASE          Save as SLCASE/C
* ***** Case Selection 12/1/88
*
*****

```

```

SET PAGE=000
SET LINE=80
CLEAR
LOCAL TEMP C 60
LOCAL BLNK C 1
WRITE 10,4,"Set Printer + press ENTER"
READ 10,30,TEMP
CLEAR
WRITE 10,12,"Printing Roster"
SORT OFF
TOP
  REPLACE TEMP WITH "%E          ";
  ; "          ";
  ; "          ** NorthCoast Roster **"
  PRINT TEMP
  PRINT BLNK
SET LINE=134
PRINT ALL
SET LINE=80
  REPLACE TEMP WITH " %e "
  PRINT TEMP
CLEAR
RETURN
*
*          Version 1.02
* PRSTR          Save as PRSTR/C
* ***** Print Roster 12/03/88
*
*****

```

```

SET PAGE=000
CLEAR
LOCAL TEMP C 40
LOCAL BLNK C 1
WRITE 10,4,"Set Printer + press ENTER"
READ 10,30,TEMP
CLEAR
WRITE 10,12,"Printing Labels"
SORT ON ZP
TOP
WHILE .NOT. (EOF)
  REPLACE TEMP WITH "%E          ";
  ; "          Exp. Date " ; XP
  PRINT TEMP
  PRINT BLNK
  REPLACE TEMP WITH TRIM(FN) ; " ";
  ; MI ; " " ; LN
  PRINT TEMP
  PRINT SA
  REPLACE TEMP WITH TRIM(CT) ; " ";
  ; ST ; ". " ; ZP
  PRINT TEMP
  PRINT BLNK
  MOVE
ENDWHILE
CLEAR
RETURN
*
* LBLS5          Save as LBLS5/C 12/01/88
* ***** Prints all Labels
*
*****

```

```

LOCAL SEL2 N 3 0
LOCAL MORE N 3 0
REPLACE MORE WITH 1
WHILE (MORE > 0)
  TOP
  DO DSK2.INFSCR2
  WRITE 19,6,"ENTER 1-5"
  READ 19,17,SEL2
  CLEAR
  WHILE (.NOT. (EOF)) .AND.;
  (NM <> SEL2)
  MOVE
ENDWHILE
IF (NM = SEL2)
  DO DSK2.DISPN1
ENDIF
WRITE 6,6,"FIND MORE NAMES"
WRITE 8,6,"0 = No      1 = Yes"
READ 8,25,MORE
CLEAR
ENDWHILE
RETURN
*
* FNDPRNT1      Save as FNDPRNT1/C
* *****
*          1:/29/88
*
*****

```

Continued Next Page.

\*\*\*\*\*

```

LOCAL TEMP1 C 40
LOCAL TEMP2 C 40
LOCAL TEMP3 C 40
LOCAL BLNK C 1
LOCAL ANS N 3 0
  CLEAR
REPLACE TEMP1 WITH "Exp. Date " ;
  WRITE 10,3,TEMP1
REPLACE TEMP2 WITH TRIM(FN) ; " MI ; " " ; LN
  WRITE 12,3,TEMP2
  WRITE 14,3,SA
REPLACE TEMP3 WITH TRIM(CT) ; " ST ; ". " ; ZP
  WRITE 16,3,TEMP3
  WRITE 22,1," Number of Labels"
READ 22,22,ANS
WRITE 22,1," "
IF ANS > 0
  DO DSK2.PR-LBLS1
ENDIF
  CLEAR
RETURN
*
* DISPNA1      Save as DISPNA1/C
* *****      11/29/88
*
*****

SET PAGE=000
SET LINE=80
WHILE (ANS > 0)
  WHILE (ANS > 0)
    PRINT TEMP1
    PRINT BLNK
    PRINT TEMP2
    PRINT SA
    PRINT TEMP3
    PRINT BLNK
    REPLACE ANS WITH ANS - 1
    WRITE 22,4," Labels To Go =",ANS
    WAIT 1
  WRITE 22,4," "
  ENDWHILE
  WRITE 22,4,"More? How many? "
  READ 22,22,ANS
  WRITE 22,4," "
  ENDWHILE
  CLEAR
RETURN
*
* Version 1.02 11/29/88
* PR-LBLS1 Save as PR-LBLS1/C
* ***** Multiple Label Print
*
*****

```

```

WRITE 10,8,"DataBase is not closed!"
SORT OFF
TOP
EDIT
WRITE 10,8,"DataBase is not closed!"
COLOR WHITE DARK-BLUE
RETURN
*
* EDFL1          Save as EDFL1/C
* *****      EDIT A File 12/02/88
*
*****

CLEAR
COLOR WHITE MAGENTA
WRITE 10,8,"DataBase should be open."
SORT OFF
APPEND
WRITE 10,8,"DataBase is not closed!"
COLOR WHITE DARK-BLUE
RETURN
*
* APFL1          Save as APFL1/C
* *****      APPEND To 12/02/88
*
*****

SET TALK ON
CLOSE ALL
SET HEADING ON
SET RECNUM ON
COLOR WHITE MAGENTA
WAIT 5
CLEAR
DISPLAY STATUS
RETURN
*
* FIN1          Save as FIN1/C
* *****      Finish Program 11/10/88
*
*****

We have previously covered everything in this system. There are a couple of tricks that might be of interest. In INFSCR1 the WHILE loop will not accept a value less than zero or greater than 5, and in PR-LBLS1 there is a WHILE within a WHILE, and they both use the same variable (ANS). I have not typed in complete CFs. I used FunnelWeb to edit CFs we covered earlier, and I deleted and added some lines and then saved them under a new name. Read over the old tutorials. You will find it all there, with explanations. I searched for NM in the label CF, because it is the easiest and least confusing for the user. We created the NM field in tutorial 4. In January 1989 I plan on starting with the new features of TI-Base Version 2.0. I'm sure I will recover some of this old stuff in an effort to compare Ver. 1.02 with Ver. 2.0. If you're lost, don't despair. Keep those questions and tips coming in. And, I'd like to thank Jerry Keisler of the PARIS 99/4A U6. He gave me several good tips. THANKS JERRY.

```



I am reserving the copyright on this material, but I will allow the copying of this material by anyone under the following conditions. (1) It must be copied in its entirety with no changes. (2) If it is retyped, credit must be given to myself and the NorthCoast 99ers, as above. (3) The last major condition is that there may not be any profit directly involved in the copying or transfer of this material. In other words, Clubs can use it in their newsletters and you can give a copy to your friend as long as its free.

```

100 ! ##### SML=>D/V80
101 ! Copyright 1988 By Martin A. Sooley
102 !
300 LNFL1$=""      ^ ^ :: FL1=15
310 FNFL2$=""      ^ ^ :: FL2=15
320 SAFL3$=""      ^ ^ :: FL3=25
330 CTFL4$=""      ^ ^ :: FL4=20
340 ZPFL5$=""     ^ ^ :: FL5=5
350 PHFL6$=""     ^ ^ :: FL6=12
360 XPFL7$=""     ^ ^ :: FL7=5
500 OPEN #1:"DSK6.NOCOTEST",INTERNAL,FIXED 150,INPUT
600 OPEN #2:"DSK6.NOCO-TIBX",DISPLAY ,VARIABLE 80,OUTPUT
990 C=0
1000 IF EOF(1)THEN CLOSE #1 :: CLOSE #2 :: STOP
1100 IF C<1 THEN INPUT #1:N
1110 C=C+1
1200 INPUT #1:LN$,FN$,CH$,SA$,CT$,ZP$,PH$,XP$
1280 CALL CLEAR
1290 IF C<2 THEN PRINT "  ":N: : :
1400 IF C>0 AND C<10 THEN NM$="+00"&STR$(C)
1410 IF C>9 AND C<100 THEN NM$="+0"&STR$(C)
1420 IF C>99 THEN NM$="+"&STR$(C)
1500 SF=LEN(LN$):: IF SF>=FL1 THEN SF=FL1
1510 LNT$=SEG$(LN$,1,FL1)&SEG$(LNFL1$,SF+1,FL1-SF)
1600 SF=LEN(FN$):: IF SF>=FL2 THEN SF=FL2
1610 FNT$=SEG$(FN$,1,FL2)&SEG$(FNFL2$,SF+1,FL2-SF)
1710 MIT$="^^" ! ##### Create new space for MI
1800 SF=LEN(SA$):: IF SF>=FL3 THEN SF=FL3
1810 SAT$=SEG$(SA$,1,FL3)&SEG$(SAFL3$,SF+1,FL3-SF)
1900 SF=LEN(CT$):: IF SF>=FL4 THEN SF=FL4
1910 CTT$=SEG$(CT$,1,FL4)&SEG$(CTFL4$,SF+1,FL4-SF)
2010 STT$="DH" ! ##### Create space and fill with DH
2100 SF=LEN(ZP$):: IF SF>=FL5 THEN SF=FL5
2110 ZPT$=SEG$(ZP$,1,FL5)&SEG$(ZPFL5$,SF+1,FL5-SF)
2200 SF=LEN(PH$):: IF SF>=FL6 THEN SF=FL6
2210 PHT$=SEG$(PH$,1,FL6)&SEG$(PHFL6$,SF+1,FL6-SF)
2300 SF=LEN(XP$):: IF SF>=FL7 THEN SF=FL7
2310 XPT$=SEG$(XP$,1,FL7)&SEG$(XPFL7$,SF+1,FL7-SF)
2410 GPT$="NOCO" ! ##### Create space and fill with NOCO^
2510 IDT$=""      ^ ^ ! ##### Create space for ID number
2990 PRINT NM$:LNT$:FNT$:MIT$:SAT$:CTT$:STT$:ZPT$:PHT$:XPT$:GPT$:IDT$
4000 PRINT #2:NM$:LNT$:FNT$:MIT$:SAT$:CTT$:STT$:ZPT$:PHT$:XPT$:GPT$:IDT$
4500 GOTO 1000
5000 CLOSE #1 :: CLOSE #2
5050 ! SAVE DSK6.SML=>D/V80
5500 END
    
```

fill in our new file. For example in line 300, LNFL1\$ is filled with 15 characters. It starts with a circumflex, then there are 13 spaces and last another circumflex. This is the length I want LN to end up with in the new database. The circumflexes will not allow XBasic to collapse the file. FL1=15, is the length of this field. I set this up at the beginning of SM so I could make changes by adding spaces and changing FL1. This will then change those variables where ever they are used in the rest of SM.

I'm taking up where I left off with Background 1.2, last month. If you haven't read 1.2, most of this won't make any sense to you. There are many programming ideas which I will not re-explain at this time.

Last month I tried to demonstrate how a file was compressed when it was saved by XBasic. We have a file named NOCOTEST, which we really haven't done anything with. We just looked at it so far. The XBasic program SML=>D/V80 will make a bunch of changes to the data in NOCOTEST and create a new file named NOCO-TIBX. NOTE: For the rest of this article I will refer to the program SML=>D/V80 as SM. I have placed a copy of the file SM produced in the lower right portion of this page. The idea here is to set definite lengths for every field that exists in the NOCOTEST file. In SM lines 300 through 360, I have set up blank string variables and their lengths to be used as

See Next Page.

NOCO-TIBX

|                   |   |                      |
|-------------------|---|----------------------|
| +001              |   | +004                 |
| Sooley            | ^ | Aardvark             |
| Martin A.         | ^ | Willard              |
| ^^                |   | ^^                   |
| 6149 Bryson Drive | ^ | No Newsletter        |
| Mentor            | ^ | ^                    |
| OH                |   | OH                   |
| 44060             |   | ^ ^                  |
| 216-251-1661      |   | 1-465-7689 ^         |
| 02-89             |   | 09-88                |
| NOCO^             |   | NOCO^                |
| ^ ^               |   | ^ ^                  |
| +002              |   | +005                 |
| Whitman           | ^ | Vivannovitch         |
| Raymond (Slim)^   |   | Elexie               |
| ^^                |   | ^^                   |
| 2574 East 254th.  | ^ | 111 E. 98th. St.     |
| Eastlake OH.      | ^ | Cleveland            |
| OH                |   | OH                   |
| 44094             |   | 91023                |
| 951-2345          | ^ | 541-5415             |
| 09-88             |   | 05-88                |
| NOCO^             |   | NOCO^                |
| ^ ^               |   | ^ ^                  |
| +003              |   | +006                 |
| Aardvark          | ^ | JONES                |
| Grant E.          | ^ | QUINCY W.            |
| ^^                |   | ^^                   |
| 9995 State Rt. 84 | ^ | 37285 BURGANDY LAINE |
| Geneva            | ^ | Mentor-on-the-Lake O |
| OH                |   | OH                   |
| 44014             |   | 44060                |
| 1-465-9876        | ^ | 257-1029             |
| 02-88             |   | 08-88                |
| NOCO^             |   | NOCO^                |
| ^ ^               |   | ^ ^                  |

```

2230 REM  **SAVE DATA FILE**
2240 GOSUB 2440
2250 OPEN #1:L*,INTERNAL,OUTPUT,FIXED 150
2260 PRINT #1:N
2270 FOR I=1 TO N
2280 PRINT #1:LN$(I),NA$(I),CH$(I),AD$(I),CP$(I),PC$(I),TP$(I),XP$(I)
2290 NEXT I
2300 CLOSE #1
2310 RETURN

```

```

Number of Records = 6
Swoley#1#Martin A.#2#Martin J. Andrew Diedre#3#6149 Bryson Drive#4#Mentor#5#44060#6#216-257-1661#7#02-89
Whitman#1#Raymond (Slim)#2#3#2574 East 254th.#4#Eastlake OH.#5#44094#6#951-2345#7#09-88
Aardvark#1#Grant E.#2#Willard John#3#9995 State Rt. 84#4#Geneva#5#44014#6#1-465-9876#7#02-88
Aardvark#1#Willard#2#3#No Newsletter#4#5#8681-465-7689#7#09-88
Vivannovitch#1#Elexxie#2#3#111 E. 98th. St.#4#Cleveland#5#91023#6#541-5415#7#05-88
JONES#1#QUINCY W.#2#JIM SALLY#3#37285 BURGANDY LAINE#4#Mentor-on-the-Lake OH#5#44060#6#257-1029#7#08-88

```

```

100 ! ##### PRNOCOTEST
105 ! (C) 1988 Martin A. Swoley
110 !
500 OPEN #1:"DSK6.NOCOTEST",INTERNAL,FIXED 150,INPUT
700 OPEN #9:"PIO",VARIABLE 136 :: PRINT #9:CHR$(15)
900 INPUT #1:NM :: PRINT #9:"Number of Records = ";NM
1000 IF EOF(1)THEN CLOSE #1 :: CLOSE #9 :: STOP
1100 INPUT #1:LN$,FN$,CH$,SA$,CT$,ZP$,PH$,XP$
1200 PRINT #9:LN$;"#1#";FN$;"#2#";CH$;"#3#";SA$;"#4#";CT$;"#5#";ZP$;"#6#";PH$;"#
7#";XP$
1300 GOTO 1000
5000 CLOSE #1 :: CLOSE #9
5010 ! ##### PRNOCOTEST
5050 END

```

**TI-Base - TUTORIAL**  
**Extended Basic Background 1.1**  
**NorthCoast 99'ers**  
**Copyright 1988 By Martin A. Swoley**

When I found out about TI-Base several months ago, the first thing that came to mind was an Extended Basic mailing list program I was using at the time. My thoughts were of all the time I had spent typing in the names and addresses, and how terrible it was going to be typing them all in again. I thought this because most new Database programs are out for months before utilities come along to import data from your old mailing lists. This was also true of TI-Base. TI-Base has been out for several months and I have spent so much time writing these tutorials that I never got around to retyping all those names into TIB. Well, I'm working with Ver. 2.0 of TIB now and it has a function called CONVERT which will allow you to import files which were not created by TIB. It's a little complicated and the results can be a little strange if you are baffled by the file storage habits of the 99/4A. I'm not very good at this stuff so I figured others out there would appreciate some ideas on the subject. I am breaking this tutorial portion into segments to be used as newsletter fill. My reasoning is this. This section is big, it lends itself well to sectioning, much of the XBasic stuff may be interesting to non-TI-Base users, and last, as I write this section TI-Base Ver. 2.0 has not been released. So I can fill in our newsletter when we don't have any local articles and you can get some interesting information before the program comes out. **See Next Page.**

```

100 ! ##### PRNOCOTST2
105 ! (C) 1988 Martin A. Swoley
110 !
500 OPEN #1:"DSK6.NOCOTEST",INTERNAL,FIXED 150,INPUT
700 OPEN #9:"PIO",VARIABLE 136 :: PRINT #9:CHR$(15)
900 INPUT #1:NM :: PRINT #9:"Number of Records = ";NM
925 A=15 :: B=15 :: C=25 :: D=21 :: E=21 :: F=6 :: G=13
950 PRINT #9:TAB(0);A;TAB(A);B;TAB(A+B);C;TAB(A+B+C);D;TAB(A+B+C+D);E;TAB(A+B+C+
D+E);F;TAB(A+B+C+D+E+F);G;TAB(A+B+C+D+E+F+G);"5"
1000 IF EOF(1)THEN CLOSE #1 :: CLOSE #9 :: STOP
1100 INPUT #1:LN$,FN$,CH$,SA$,CT$,ZP$,PH$,XP$
1200 PRINT #9:TAB(0);LN$;TAB(A);FN$;TAB(A+B);CH$;TAB(A+B+C);SA$;TAB(A+B+C+D);CT$
;TAB(A+B+C+D+E);ZP$;TAB(A+B+C+D+E+F);PH$;
1250 PRINT #9:TAB(A+B+C+D+E+F+G);XP$
1300 GOTO 1000
5000 CLOSE #1 :: CLOSE #9
5010 ! ##### PRNOCOTST2
5050 END

```

```

Number of Records = 6
15      15      25      21      21      6      13      5
Swoley  Martin A.  Martin J. Andrew Diedre 6149 Bryson Drive  Mentor  44060 216-257-1661 02-89
Whitman Raymond (Slim) 2574 East 254th. Eastlake OH. 44094 951-2345 09-88
Aardvark Grant E. Willard John 9995 State Rt. 84 Geneva 44014 1-465-9876 02-88
Aardvark Willard No Newsletter 1-465-7689 09-88
Vivannovitch Elexxie 111 E. 98th. St. Cleveland 91023 541-5415 05-88
JONES QUINCY W. JIM SALLY 37285 BURGANDY LAINE Mentor-on-the-Lake OH44060 257-1029 08-88

```

**TI-Base - TUTORIAL**  
**Extended Basic Background 1.2**  
**NorthCoast 99'ers**  
**Copyright 1988 By Martin A. Sooley**

I am reserving the copyright on this material, but I will allow the copying of this material by anyone under the following conditions. (1) It must be copied in its entirety with no changes. (2) If it is retyped, credit must be given to myself and the NorthCoast 99ers, as above. (3) The last major condition is that there may not be any profit directly involved in the copying or transfer of this material. In other words, Clubs can use it in their newsletters and you can give a copy to your friend as long as its free.

This is going to be a wordy explanation. If you already understand this stuff, don't waste your time. Also, I will make reference to TI-Base's CONVERT function. This may be confusing now, but it will be explained in depth in the future.

At the top of the preceding page I have copied a very small part of an old mailing list program named MAIL/TI. Back around 1985 this was a popular program for keeping club membership rosters. It kept a member's Last Name, First Name, Children, Street Address, City, Zip Code, Phone and Expiration Date. It had many quirks, but I don't want to get into any of that, or even the program itself. That doesn't matter. The part that matters is the part I have listed for you. It is a subprogram within MAIL/TI and its job is to save all the data the program has in memory. MAIL/TI held everything in memory in a single dimensional array while you worked on the file and then, on command, would save it all at once. Line #2240 goes to another subprogram which allows you to enter "L\$". L\$ is your disk number and filename such as, DSK1.NOCOTEST. Line #2250 then OPENS your existing data file, to edit it. It doesn't write anything yet, it just OPENS the file. The file is OPENed in (INTERNAL, FIXED 150) format for OUTPUT. So, the I/F 150 means we can't look at it with FunnelWeb, and OUTPUT means we are only going to write to the file at this time. Line #2260 PRINTs, or writes, the first piece of information to our file. It PRINTs N, which is the total number of records it is holding. It saves this total to disk and reads it again the next time you load the names into this program. Notice that (#1) is the only reference the TI needs to process data into NOCOTEST on DSK1. Line #2270 is a FOR NEXT loop which runs until it reaches the total number of records (N). In our case it is six. Line #2280 PRINTs one complete group, or record, to #1, "our file". It PRINTs the record in one solid line, but it puts in its own markers so it can break it up again the next time you want it to load the data to work on it. Line #2290 loops back to line #2270 so the process can repeat until the maximum number of N is reached. When N is reached, line #2300 CLOSEs #1 and the program RETURNs to where ever it came from in the rest of MAIL/TI. I am going through this because if you can find this part in whatever program you may be using, with a bunch of extra effort you may be able to extract the files and CONVERT them to TI-Base files. It was necessary for me to go through all this junk to convert my files. FYI: For the purpose of these tutorials I type our TIB file INAMES into MAIL/TI and saved it as NOCOTEST.

I set some things up so I could use them to demonstrate points later. After saving the file I printed it out, as you see just below 2310 RETURN. I did this with the program named PRNOCOTEST which is listed just below that. In line #500 I opened PRNOCOTEST which I have on DSK6. in INTERNAL, FIXED 150 format, but INPUT this time. Try to use this analogy. The program is IN memory, and the file is OUT on the disk. If you want to bring data or records in from the disk, you INPUT. If you want to PRINT data out to the disk, you OUTPUT. Line #700 OPENS my parallel port to the printer and also prints CHR\$(15), which tells the printer Condensed, or 136 Characters per line. Line #900 gets the number of records from the file and prints it as you see above our list. We must read or INPUT this number to get it out of the way. If we start with a line like #1100, and try to start reading names and addresses, the system will run (unexpectedly) into the number and get confused. I am going to build my own loop and at the beginning of each loop pass I want to check for the End Of File marker. When it reaches the EOF marker in file #1, I want to close everything and stop the program. That's what line #1000 does. Line #1100 INPUTs one complete line of data exactly as we OUTPUT it in line #2280 of the old program. You must bring the data IN exactly as it was originally sent OUT or you'll have problems. Line #1200 sends all the data to the printer. I have "however", placed a #1#, #2#, #3#, etc. between each item, so you can see where Last Name ends, and First Name begins, etc. Line #1300 is the bottom end of my home made loop. It sends the program back to line 1000 over and over, until we finally hit the EOF marker. This program printed out all the names in the list, but it wasn't what I wanted. I wanted something more like you see at the bottom of that page. I needed spacing power and flexibility. So, I added a bunch of lines, changed the the name to PRNOCOTST2 and I had it. Line #925 sets up the variables A, B, C, D, E and F, and gives them numeric values. Line #950 prints A and TABs A, prints B and TABs A+B, etc. etc. Line #1200 prints LN\$ and TABs A, prints FN\$ and TABs A+B, etc. etc. All of it would not go on one line, so line #1250 finishes the job. This means if you want to vary the spacing, just change the value of the column you want to move in line #925 and all the corresponding data will be adjusted accordingly. "Neat Huh!" I'll bet that some of you didn't know you could use variables and do math in a TAB command. I hope this XBasic stuff is interesting to some of you. I'll explain what's going on. TI-Base Ver. 2.0 CONVERT function is powerful, but quite blind. It sucks in everything from the file name you give it. This includes all the hidden file length markers, and anything else the program that saved the file might have put in for its future use. CONVERT doesn't recognize these marks, so it puts them into the data fields. Anything that changes the length of the data fields will shift everything back and forth, causing parts of the first name to show up in the last name field, and the street address to show up in the first name field etc. What I did was convert my old file to a D/V 80 file so I could do some editing using FunnelWeb along the way. I then converted it back to an INTERNAL, FIXED 150 file, but with the spacing you see at the bottom of the page built into the disk file. This route gave me the least amount of junk in the final TI-Base Database. My Extended Basic Background Tutorialswill show you how I did it and I hope will give you some very interesting ideas for file handling in XBasic.

Next Month.




**MEETING DATES  
FOR  
1989 - 90**

**C.O.N.N.I. BOARD MEMBERS**

2ND SATURDAY  
10 JUN 1989  
08 JUL 1989  
12 AUG 1989  
09 SEP 1989  
14 OCT 1989  
11 NOV 1989  
09 DEC 1989  
13 JAN 1990  
10 FEB 1990  
10 MAR 1990  
14 APR 1990  
12 MAY 1990

Pres. - Dick Beery (614) 459-3597  
Vice Pres. - Jim Seitz (614) 875-5532  
Treas. - Mike Chaney (614) 272-2281  
Sec. - Charles Osment (614) 833-1698  
Membership - Everett Wade (614) 262-6346  
Librarian - Chuck Grimes (614) 268-8821  
Cassette - Sonny Grubb (614) 1-873-8708  
Cartridges - Dave Truesdale (614) 238-0719  
NL Exchange - Curt Borders (614) 279-5208  
TIBBS - Irwin Hott (614) 263-5319  
Dick Beery (614) 459-3597  
Editor - Jean Hall (614) 885-4223  
Assist - Carol Parkins (614) 891-4965

4TH WEDNESDAY  
28 JUN 1989  
26 JUL 1989  
23 AUG 1989  
27 SEP 1989  
25 OCT 1989  
22 NOV 1989



SUDHANSHU (PAT) PATEL  
Owner

CHERRI PARK SQUARE


15 Cherril Park Square  
Westerville, Ohio 43081  
(614) 898-1403

*Spirit of '99*

Bulk Rate  
U.S. Postage  
PAID  
COLUMBUS 43221  
Permit No. 1945

C.O.N.N.I.  
181 HEISCHMAN AVE  
WORTHINGTON, OH 43085

TIME SENSITIVE MATERIAL  
POSTMASTER - PLEASE DELIVER PROMPTLY



SMAUG USER'S GROUP/99  
RT 4, BOX 23  
BREWTON, AL  
36426

**\*\*\* MEMBERSHIP APPLICATION \*\*\***

NAME \_\_\_\_\_ AGE \_\_\_\_\_  
 ADDRESS \_\_\_\_\_  
 CITY \_\_\_\_\_ STATE \_\_\_\_\_ ZIP \_\_\_\_\_  
 AREA CODE \_\_\_\_\_ HOME PHONE \_\_\_\_\_ BUSINESS PHONE \_\_\_\_\_ EXT# \_\_\_\_\_  
 WHAT IS YOUR PROFESSION/VOCATION \_\_\_\_\_  
 HOW LONG HAVE YOU OWNED YOUR COMPUTER? \_\_\_\_\_  
 DATE OF APPLICATION \_\_\_\_\_ ACCEPTED BY \_\_\_\_\_