




CLEVELAND AREA

TI-99/4A

USER GROUPS

November 1996



OFFICE	TI-CHIPS	MEETINGS
CO-PRESIDENT	Fred Ialacci 941-9397	10-12:00 A.M.
CO-PRESIDENT	Jim Krych 979-9295	M. Royalton
TREASURER	Lin Shaw 235-3912	County Library
MEMBERSHIP	John Parken 331-2830	State Rd. 80. of
	4172 W. 217th St.	Route 82 1/4mi
	Fairview Pk., OH 44126	<u>EVERY THIRD SAT.</u>
SECRETARY	Glenn Bernasek 238-6335	
DISK LIBRARY	Lee Kee 238-6938	NOV 16,1996
TAPE & MODS	John Parken 331-2830	DEC 18,1996
EDITOR	Harry Hoffman 631-2354	JAN 15,1997

OFFICE	NORTHCOAST 99'ers	MEETINGS
CO-PRESIDENT	Ken Gladyszewski 12163577274	1-4 P.M.
CO-PRESIDENT	Walt Ryder 921-8223	Euclidian Room
Treasurer	Frank Jenkins 283-8526	Euclid SQ. Mall
MEMBERSHIP	Martin Smoley 12162571661	E.260th off I-90
	6149 Bryson	(South)
	Mentor, OH 44060	<u>EVERY THIRD SAT.</u>
SECRETARY	Deanna Sheridan 333-5986	
DISK LIBRARY	Martin Smoley 12162571661	NOV 16,1996
TAPE & MODS	Frank Jenkins 283-8526	DEC 18,1996
HARD COPY	Dick Alden 12162571661	JAN 15,1997



From the Editor's Desk:



Hi Tiers,

Here we are again with some news and downloads for your pleasure. Articles from both clubs and tidbits from the 'list server'. I was sorry to read in the MICROpendium that Sr. Pat Taylor and Eunice Spooner are no longer involved with the TI. They will be missed greatly. If you have corresponded with either in the past, please let them know how you feel and tell them how much they have touched the TI world.

Thanksgiving Weekend is close upon us. There is much to be thankful for in this country of ours. When you read the news of what it's like living elsewhere, we really can be proud to be Americans. We can complain about how our country is run and have a chance to change it by voting for the best candidates to represent us. If some do not vote, we all lose out because it is not a true picture of what the people think. How else can we force the politicians to understand what we want out of them!

Enough soapbox! We're still here and most still play with their TI-99/4A, even even if some do it on another machine.

See you at the meeting,



Deanna Sheridan

October, 1996

Meeting was called to order by Walt. Frank did not send a treasurer's report.

Ken stated that he had gone to Dan Williams to see his train setup.

Walt and Les attended a demo of how to use Telco on the Internet at Glenn Bernasek's.

Without any other business, Walt demoed some programs he had written and some utilities. He wrote a program to tell guests who all of the attendees are at a party, what refreshments are available, and where the bathrooms are located. The program can be saved into mini-memory and can be used with a console and a TV.

He then demoed Autosprite, a program he used to create the graphics in the above program. This program will write the definition for the sprite and save it into a merge file for the program in which it is intended to be used. One of those oldies, but goodies from way back.

He then demoed some of his programs that calculate distances and how long it would take to walk or ride his bike from one point to another.

Frank Jenkins is scheduled for the November demo and Dick Alden for December.

See ya there.

Deanna



LET US GIVE

THANKS !

-*- Page 02 -*-



THANKSGIVING DAY

Cleveland Area User Groups - NorthCoast & TI-Chips

By Glenn Bernasek

The October meeting of the TI-Chips was called to order by Fred Ialacci. Fred announced that there would not be a Treasurer's report this month. (Lin Shaw was unable to attend.) John Parken said there were no expiring memberships coming up for the rest of the year. John also said he was able to modify PR Base zip code field to accept full size zip code entries. This technique would be very interesting to those who use PR Base.

I reported that the Cleveland Computer Society (CCS) advised me that they were in the process of sending the Chips an 'invoice' to cover dues and any expenses accrued by the Chips. To say the least, this came as surprise to me. There was absolutely no mention of dues or invoices in the CCS advertisement. (However, I became somewhat suspicious when I saw that the CCS had a Treasurer's office listed.) The CCS invoice will be placed into discussion and the Chips will decide if the benefits of membership will equal the costs. The letter from the CCS stated that our inclusion into the membership roster was contingent on receipt of the dues owed.

Several interesting reports and reviews were brought to the floor:

John Parken said he was going to contact Steve Eggers to let Steve know that he was planning to install a RS232 port connector onto the TI-99/8.

Harry read a review by Charles Good, in the September-October issue of MICROpendium, about Bruce Harrison's Titrer and Speed Reader programs. (Harrison Software is making Speed Reader available for the 'hefty' price of \$5. It isn't free, but at this price, who could resist another great program written by Bruce Harrison?)

I read an internet newsreader article that warned about encrypted text files. It seems that some text files are posted with imbedded printer control codes. These codes can create havoc with the down-loader's printing system. (Be careful, not all printers behave the same.)

Jack Koryta mentioned an old T.V. technician's trick used by his father to adjust the picture on a T.V. from side-to-side. All Jack's dad did was to set the T.V. on the side he wanted the picture to move to while the T.V. was running. Jack said the picture tube yoke moved as the result of gravity. This technique would sure beat opening the set and moving the yoke by hand. (Any takers or comments?)

Harry brought up the possibility of down-loading articles off the internet for inclusion in our newsletter. I said this was just what was discussed during the MUG'96 officers meeting. Harry was applauded for making the suggestion and encouraged to do so when he finds something of value and/or general interest. Once again Harry brought exchange newsletters for the Chips to take a look at. Thanks again Harry.

In some new and/or unfinished business, a motion-of-intent was made, seconded and passed unanimously to reserve the TI-Chips' share of surplus moneys received from MUG'96 for any expenses incurred in the 1997 Jim Peterson Awards.

Jim Krych announced the art work for the S-Video 'Video Turtle' circuit board and user manual have been completed. Full production is expected soon. This is a far reaching video enhancement project that was born from the desires of the TI-99/4A community for a T.V. that could display a clear and readable 80 column screen.

Ron Markus (Ram Charged Computers) announced that, along with carrying a full line of software, the ProStick Joystick and MICROpendium magazine, Ram Charged Computers also handles custom as well as standard cables for the TI-99/4A and Geneve systems.

Once again, there was too much to be discussed to leave any time for demos. Maybe next month.

Vonn Malcuit won the 50/50 raffle. Congratulations Vonn.



**HAPPY
THANKSGIVING !**



"SENDING PROGRAM FILES VIA INTERNET"

By Bruce Rodenkirch

Using e-mail on a Freenet or Internet is a great way to transmit text but what does one do to send a program file? A Basic or XBasic file can be listed as a DV/80 file and transmitted just like an ordinary text file. The recipient must then retype it or convert it to a program file using one of the programs designed to do this. But what about assembly files, or archived files? The Internet will only handle text files and will filter out characters which have high or low ASCII codes.

In the 'non-TI' world the Unix utilities UUENCODE AND UUDECODE are used to transmit all file formats. Thanks to Clint Pulley, we have a public domain program for the TI and Geneve which will transmit binary files via e-mail. TIED is a c99 program for the TI-99/4a and GED is a version for the Geneve. TIED will run on the Geneve in the TI mode. TIED can be loaded using Editor Assembly option 5 using the Geneve or TI-99/4a.

Here is how to use TIED to send and receive files. Prepare a group of files you wish to transmit and archive them. Run TIED and enter the filename of the archived file. TIED will ENCODE this file and produce a DV/80 file which will look like the sample below. This file can be transmitted via e-mail and the recipient will run this file through TIED which will UNENCODE it and produce an archived file which can be unarchived in the usual way. Pretty neat, HUH??

So far so good but there is a caveat. When using TELCO to receive a file the logging function will be a nuisance when the file is too long. TELCO cannot stop the flow of incoming data when it pauses to save the buffer to disk which can result in some garbled text. Most Internet services will pause at the end of each screen and if you are lucky the log function will happen at the time the download pauses so there is no data lost. When a screen is garbled however it can be 'redrawn' by pressing Cntrl L. The garbled screen will still be in the buffer but with some careful editing can be removed. I have found that it is easier to do if a logging function is 'forced' with Fctn L immediately before the screen is 'redrawn'. Then, opening a new logging file with Fctn L will start with good screens. This makes the bad lines easier to find and delete.

It is a good idea to keep the length of the TIED file to less than forty sectors to avoid the tedious editing of garbled lines. Note the format of the TIED text, two 60 character lines followed by one 51 character line. A break in this pattern indicates an anomaly. I have received some long files from one of the FTP (file transfer protocol) Internet sites and they were in TIED

format and required some careful editing. You will more likely use TIED in sending archived files to your TI friends via e-mail where you will have some control over file length.

TIED V1.2 will encode DF128 or IF128 file (archives, for example) into a DV80 ASCII representation. It has been contributed to the public domain by Clint Pulley and can be found with documentation on library disks in the Cleveland Northcoast and TI Chips library (95092) and the Akron library (DS-1152). This is the demo disk for Term 80 and TIED is in the @UTILS archived file.

A new library disk will be issued to include the TIED and TIED-DOC files (96063 and DS-1228). (This file is also on this disk.) Also on this disk are files which I downloaded from one of the Internet TI FTP servers. The file in question was the ROCKRUNNER assembly game and the file was sent to me as a DV/80 file in TIED format. The filename of the DV/80 file I received is *ROCKTEXT which I have edited.

A sample of this file is as follows:

Editor's Note: I had to delete the sample. It was messing up my printer program. There are several commands for the printer embedded there.

Note this file is 178 sectors long. I had to create one file so TIED could properly process it. After the original editing I had four files because the Funnelweb editor cannot hold large files. I then printed each one to disk using the PF command and the command *A DSKn.FILENAME*. This (A)ppended each file to the preceding one and resulted in the 178 sector file. I archived this file and got *ROCKARC which is 117 sectors long. After unarchiving this file I got the other files on this disk. which were written by Eric La Fortune. ARTIST, EXCAL, GRIDDER are designed to load to a MINIMEM cartridge. ROCK, ROCL etc. are the file for the ROCKRUNNER game which is an excellent assembly game. It must be loaded using the Editor Assembler cartridge. This game is elsewhere in our library but if you have not played it you have missed a good one.

Well, there it is. I hope I have not made this sound too difficult to use. The TIED program looks at the file you enter and determines whether to DECODE or UNCODE it so you can't go wrong there. Make sure your e-mail buddies get copies of this so you can send your favorite programs back and forth. If you use it for a text file the embedded codes will not be lost like carriage returns, line feeds and tab commands.

Well of course, I am talking about 32K memory expansion some unfortunate people have their 32K fail one way or another. You could start by checking for 5VDC on the 5V regulator on the card, or just say the heck with it and put a match box memory expansion in the console. We do have another option which is; why not just run a program called MEMCHK. This program is run in Basic with an E/A module in the slot. This checks the memory chips one at a time, writing and reading to whatever NEEDS written or read.

As results come back & IF there is problem, the screen will turn red. If not it will stay green. If all the chips fail then I would check the 5V regulator. The program checks the 16 chips, two banks of eight upper and lower.

If you find a bad chip, you must replace it and don't do it the hard way, but cut all the the legs of that chip then unsolder each leg and put a socket in. Then recheck the card. Hope you never need this program, but if you do and your library does not have it, you can write TI-CHIPS. Include \$1.50 for postage and the disk to:

John Parken
4172 WEST 217TH STREET
FAIRVIEW PARK, OH 44126

I got this program from John Willforth OF WEST PENN 99ers

To anyone looking for Cecure Electronics they have moved. They have new quarters in Muskego, WI. They also have new telephone numbers:

Tech line 414-422-994A (414-422-9942)

Fax line 414-422-9889

Don Walden asks that you let everyone know of the above changes.


Glenn Bernasek is selling his:

Panasonic KX - P1180 printer with over 3,000 sheets of paper for \$100.00


Phone: (216) 846-0865 (after 9:00 PM)

Email: dd314@cleveland.freenet.edu

Frank Jenkins suggested we all give Harry your current Email address if you wish to be included in our Cleveland club only list. This way we can Email anyone on the list and continue to communicate with each other as we please. Harry will make copies of the list or put it in the newsletter as the club's wish.:-)



Matt Andel & Rich Polivka



John Parken, Cleveland



Carol Shaw - Cleveland



Jim Krych - AEMS Card



Ken Gladysewski, Deanna Sheridan,
Marty Smoley, Bruce Rodenkirch
Jim Harris



Nina Hoffman, &
Maryann Malcuit-FOOD



Norb Sitter, Ada & Ron
Markus-Ranched Computer



Registration-Virgil
Thomason



Dr. Charles Good-Lima 99ers



Bruce Harrison & Family



Bud Miller-Morazon Ramdisk



John Parker-Columbus

I thought this was an interesting article.

NASA SEEKS INDUSTRY PROPOSALS FOR HYPERSONIC FLIGHT RESEARCH VEHICLES

NASA is poised to begin a multi-year hypersonic flight-test program by requesting proposals from industry for the fabrication of four unpiloted research aircraft that will fly up to ten times the speed of sound. The contract award is scheduled for early 1997.

The selected contractor will be responsible for fabrication and flight-test support of the hypersonic experimental research vehicles to be called "Hyper-X." Each of the four vehicles will be approximately 12 feet long with a wing span of about five feet. Hypersonic speed is defined as above Mach 5, which is equivalent to about one mile-per-second, or approximately 3,600 miles per hour at sea level.

The Hyper-X Phase I program -- an agency-wide effort to address one of the greatest aeronautical research challenges -- is conducted jointly by NASA's Langley Research Center, Hampton, VA, and NASA's Dryden Flight Research Center, Edwards, CA. Program managers hope to demonstrate technology that could ultimately be applied in vehicle types from hypersonic aircraft to reusable space launchers.

"It's time to fly. This exciting, challenging, ground and flight research program will significantly expand the boundaries of air-breathing flight for the first time ever, by flying a scramjet-powered aircraft at hypersonic speeds," said Vince Rausch, the Hyper-X Phase I program manager.

The first Hyper-X unpiloted, hypersonic, flight-research vehicle is scheduled to fly at Mach 7 in 1998. This is far faster than any air-breathing aircraft have ever flown. The world's fastest air-breathing aircraft, the SR-71, cruises slightly above Mach 3. The highest speed attained by NASA's rocket-powered X-15 was Mach 6.7. A rocket carries its own oxygen for combustion; an air-breathing aircraft burns oxygen in air scooped from the atmosphere. Because of this, air-breathing hypersonic vehicles should carry more cargo/payload than equivalent rocket-powered systems.

The goal of the Hyper-X program is to validate key propulsion and related technologies for air-breathing hypersonic aircraft. Heading the list is the demonstration of a ramjet/scramjet engine, followed by validation of design tools and methods for air-breathing hypersonic vehicles.

A ramjet operates by subsonic combustion of fuel in a stream of air compressed by the forward speed of the aircraft itself; as opposed to a normal jet engine, in which the compressor section (the fan blades) compresses the air. The fuel for Hyper-X will be hydrogen.

A scramjet (supersonic-combustion ramjet) is a ramjet engine in which the airflow through the whole engine remains supersonic. Scramjet technology is challenging because only limited testing can be performed in ground facilities. Long duration, full-scale testing requires flight test speeds above Mach 8. Hyper-X will build knowledge, confidence and a technology bridge to very high Mach number flight.

Hyper-X will ride on the first stage of a Pegasus booster rocket, which will be launched by the Dryden B-52 at about 40,000 feet. For each flight, the booster will accelerate the Hyper-X research vehicle to the test conditions (Mach 5, 7 or 10) at approximately 100,000 feet, where it will separate from the booster and fly under its own power.

Four flights are planned - one each at Mach 5 and 7 and two at Mach 10. The flight tests will be conducted within the Western Test Range off the coast of southern California.

Vehicle and engine ground tests and analyses will be performed prior to each flight in order to compare with flight and ground test results. In addition, the Hyper-X Mach 7 vehicle will first be tested in Langley's eight-foot High Temperature Wind Tunnel. The vehicle, with a fully operating ramjet/scramjet propulsion system, will be put through tests in the tunnel simulating many, but not all, Mach 7 flight conditions.

LIBRARY UPDATE

and
other
stuff.

By Bruce Rodenkirch October 1996

A new TI99 list on the Freenet is turning out to be a very interesting way to keep up on what is going on in the TI world. See Disk 96054 for more information on this and other lists. I sent out an inquiry the other day about the use of the SCSI card in the Geneve and got back some valuable info from Charley Good. For one thing, I learned that my Geneve would have to be modified to have 32K bites of extra "free" memory. Luckily I located Bud Mills in Cuyahoga Falls who was in the process of remodeling the family homestead. He had his Geneve card with him and graciously moved the memory chip from his Geneve to mine. Now all I have to do is wait for him to get back to Toledo and build my SCSI board. I also found a RGB color monitor at the Warren hamfest and may decide to sell it via the TI99 net.

In case you have forgotten why some words are in caps, I do this to make it easier to search the library for key words. The library files are on Disk 96058 this month if you are keeping track of what is in the library. Previous library files are on Disk 96019.

The new library disks are:

DISK 96053: [DS/SD]

MUG96 GRAPHICS-I'm not sure what this is but I believe it contains graphics pertaining to the recent MUG conference. The filenames are CREDIT1 and 2 and MUG0 thru MUG8.

DISK 96054: [DS/SD]

It was my turn to do the DEMO at the last Northcoast meeting and I put together a disk of programs and text files I thought would be of interest. They are getting more involved with the Internet so I included some information on "lists" and how they can be accessed with "e-mail". The filenames are: LIST-ARRL, LIST-MIT, LIST-MORG, LIST-TUT and LIST-WORLD. LIST-TUT should be of particular interest because it tells how to subscribe to the ti99 list, which is where correspondence concerning the TI is published. Also on this disk is SOLITAIRE, the traditional solitaire game, PENNEY/TOSS and TICTAC/PHI, two "Coney Island" games from Barry Traver, RUNNER and ENTRAP, two excellent assembly games, and TINYCAT, a cataloger which allows addition of a 56 character descriptive comment for each file. CR/ADDER is a handy utility by the late Jim Peterson which will add carriage returns to files you have downloaded which have had the carriage returns stripped.

DISK 96055: [DS/SD]

This is a copy of the disk UTILITY program that we use with the club computer to load some of the utility programs we use at the meeting. It is handy to load it up instead of looking for Funnelweb, Archiver, Turbo, Boot etc.

DISK 96056: [DS/SD]

newsletter articles written by Bill Gaskill. There are 700 sectors of archived articles here. The *README file lists the following:

BYTEMAG - Article with TI-99/4A references found in Byte. ⑨

CARTS - Collecting cartridges article parts 1-13
REMINDERS - Personal information calendar
TIBASE - TI-Base articles A thru H
XB/EFONT - Enhanced font display for XB character set.

DISK 96057: [DS/SD]

Part of this disk is a TI CC-40 project written by Edward A. Hallett, May 1990. Here is what he says in the !README file. "I had recently purchased a TI CC-40 computer and did not have any schematics for it. I wanted to make the CC-40 more usable by expanding its memory and by building an interface for it to connect a printer. By using a logic analyzer I was able to determine the pinout and signal functions of the CC-40 cartridge port and Hex-Bus port. I have expanded the memory from 6K to 50K and have built a simple printer interface. I have uploaded a file containing extracts from a series of lab reports about the TI CC-40 computer that I did for my Microcomputer Systems class (ELT 270) this semester. Included are the schematics that I drew and details for expanding the memory from 6K to 18K, building a 32K ram cartridge, and building a printer interface. Also included is information about how the CC-40 operates, signal timing diagrams, a block diagram of the system, and information about internal and port signals.

Another program on this disk is PRESS, which is an early version written during its development.

DISK 96058: [DS/SD]

More nice programs from Bruce Harrison called PLOTTER, XYLOT, POLARLOT, PERSONAL ID, ID-FIND, BLOKS-SPRT and BLOKSCHART. The plotting programs can draw mathematical curves of your own design using BIT MODE Graphics. The BLOKS programs are demos of how to use sprites. There is another program called SCHEMATIC with a letter to Charley Good describing it. There are some TIA pics also.+ There is another program called SCHEMATIC with a letter to Charley Good describing it. There are some TIA pics also.

DISK 96059: [DS/SD]

A tutorial by Bruce Harrison on HALFBIT MODE and a set of assembly routines that can be used as building blocks in your own assembly program. HBIMST is an excellent tutorial on how to use these tools in designing a program. If you have any assembly programming skills this should be a very useful program.

DISK 96060: [DS/SD]

A Bruce Harrison disk which is a tutorial on how to create MUSIC with the TI. He includes six beautiful songs which can be played using EA loader option 5. The songs are "Art Thou With Me", "Do As Thou Will'st With Me" by Sebastian Bach, and "GARDEN", "ENTREZ", "GAVOTTE", and "GREENSLEEVES".

DISK 96061: [DS/SD]

If you own or are about to own a BREAD making machine, this disk contains a review of all of the various machines, listing their advantages and disadvantages. There is also a list of comments made in an Internet news group on baking and breadmaking with recipes and kitchen hints.

DISK 96062: [DS/SD]

A collection of HUMOR and RECIPES downloaded from the ham radio packet network and other sources.

Cleveland Area User Groups
% Harry Hoffman
3925 Troubridge Ave.
Cleveland, OH 44109-1349



Check your expiration date.
This may be your LAST issue!

FIRST CLASS

FIRST CLASS

Membership rate is \$15.00/yr, w/library privileges,
\$12.00/yr newsletter only.



Give Ron a call if
you need ANYTHING!
He will find it or
else! Ask him!!

**HAVE A BEAUTIFUL
THANKSGIVING !!**

