



CLEVELAND AREA TI-99/4R USER GROUPS



March 18, 1995

OFFICE	TI-CHIPS	MEETINGS
CO-PRESIDENT	Glenn Bernabeck 238-6335	10-12:00 A.M.
CO-PRESIDENT	Fred Ialocci 941-9397	N. Royalton
TREASURER	Lin Shau 235-3912	County Library
MEMBERSHIP	John Parken 331-2830	State Rd. 80. of 4172 N. 217th St. Fairview Pk., OH 44126
SECRETARY	Benny Stockdale 12169943039	EVERY THIRD SAT.
DISK LIBRARY	Les Kee 238-6938	MAR 18, 1995
TAPE & MDDS	John Parken 331-2830	APR 15, 1995
EDITOR	Harry Hoffman 631-2354	MAY 20, 1995

OFFICE	NORTHCOAST 99'ers	MEETINGS
CO-PRESIDENT	Ken Gladyszewski 12163577274	1-4 P.M.
CO-PRESIDENT	Matt Ryder 921-8223	Euclidian Room
Treasurer	Frank Jenkins 283-8526	Euclid 88. Mall
MEMBERSHIP	Martin Smoley 12162571661	E.260th off I-90 (South)
SECRETARY	Deanna Sheridan 333-5906	EVERY THIRD SAT.
DISK LIBRARY	Martin Smoley 12162571661	MAR 18, 1995
TAPE & MDDS	Frank Jenkins 283-8526	APR 15, 1995
HARD COPY	Dick Alden 12162571661	MAY 20, 1995



From the Editor's Desk:



Hi Tiers,

Well, another month and a very happy editor! I may have to skip some fooling around with graphics, thanks to John Parken and Marty Smoley! I think there are too many pages for this month. I'll have to figure this out very carefully! :-)

My apologies for omitting Matt Andel's "For Sale" notice in last month's newsletter! It is a great bargain and I wish I had the money, I'd buy it myself!

He has a really LOADED system and should be sold as is!


I cannot bring up this subject enough! The Lima MUG conference is April 28/29th and is our closest faire. The bargains are great and seminars informative. Also, you get to meet the greatest people! After all, they ARE Tiers! More on another page... I hope!

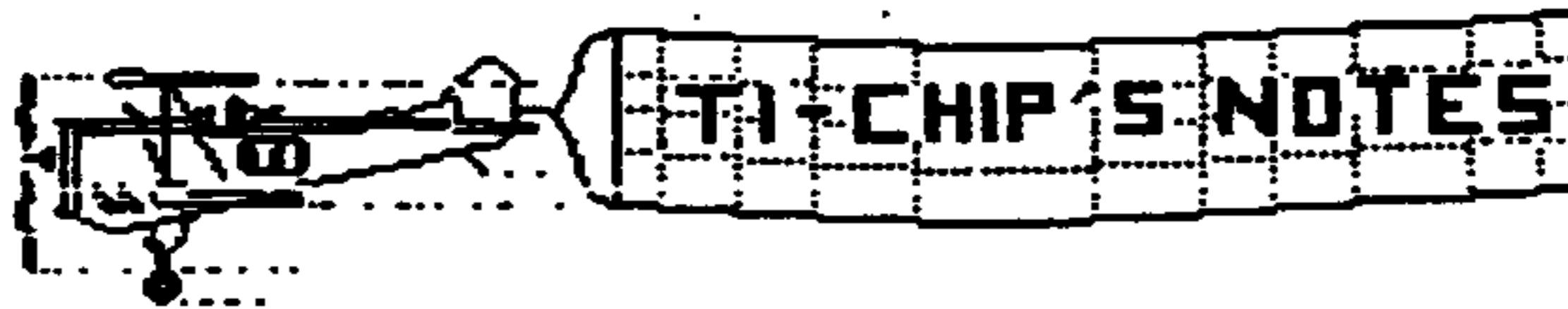
Cutting this short so I can get on with the printing! See you all at the meeting

April 14, 15, & 16th are 3
special days for all!

Good Friday, Passover, Easter.

It means different things to many
people and I pray for unity among us!





The TI-Chips meeting was opened by Co-President Glenn Bernasek, at 10:15 AM, in the meeting room of the North Royalton Library.

First order of business was Lin Shaw and the Treasurer's report. Chips lost some money this month. Lin passed out a report for the full year of 1994. We did just fine this past year, considering the major expense of a new 4000 Horizon Ram Disk, etc.

Membership & Lending library report by John Parken. TI-Chips still has 27 paid up members. Some from out of town! Harry moved and Glenn seconded, that due to his contribution to the TI world and special interest in TI-Chips, Ron Wolcott be named permanent member and receive our newsletter at no cost to him. Motion passed. Ron wrote and updated the TIP6 program, which has been distributed all over the world!

Les Kee reported that there is nothing new to report for the library. New disks are being processed by Bruce and will be forthcoming. More will be given to him at the next North Coast 99er meeting!

Open discussion followed. The LIMA MUG Conference will be April 28/29th this year. The 28th will be set-up & socializing, in the afternoon(4 PM). Sat. the 29th will be the actual faire. The more the merrier!!! We will have four tables at the fair and a couple of computers. Check out the list of new disks available and see what you want from the Lima library.

Someone asked to have a discussion about Chip's assets and what to do on eventual passing of our club. A long talk followed. We asked all Chip's members to look for and bring in their copy of the By-laws, so we can see if that subject was included! In the meantime, all members are also asked to bring their ideas to Fred at the next meeting and he will compile them and make a report.

Ron Markus demoed the program "At the Zoo", a very neat graphic and speech tutorial of animals in the Zoo. The TE II cartridge is necessary for running this game. There are different parts of the game... show & tell, geography, & quizzes. Ron is selling this game at a very low price!

John Parken then gave a demo of "Calendar Program For the TI" by Richard T. Bailey. Library disk # 9900. This program has 7 different ways of making calendars! Big, small, appointment/month, Smaller, yearly, & screen! It's a program that shouldn't be overlooked by our members.

Our drawing was won by Lin Shaw. Congratulations Lin! The meeting was adjourned until April 15th. See you then Tiers!



Sometime ago a friend from WEST PENN UG loaned me a ram disk to try. I considered it an expensive toy. But try it I did. It was nice to have information there in a flash and no disks to fumble with and of course I loaded it with the software I use the most. But come as it may he wanted it back, gone my instant load.

Not to long after that I got 30 6264 memory chips free, right place at the right time and a sympathetic computer enthusiastic customer from work. This happened at a time when Bud Mills changed to larger memory chips but he still had some boards for the old chips. With the chip I had and the board I could construct a DSSD disk. The bare board cost me \$40 and another \$15 in parts. A little soldering and I would be on the way to my own RAM DISK. The board construction went well and things worked first time. But when I finished my first layer of chips I chose to leave the chips in the sockets and piggy back them there. That was a bad decision! The chips had some oxidation on the pins where I was soldering the piggy back chip to it. The choice I should have made was to remove the chip, clean the side with fine emery paper and piggy back the chip to it and solder it out of the socket using a pair of pliers with a rubber band on the handle (IT MAKES A GREAT THIRD HAND).

For three years I would format the disk with DM 1000 and see about 15 sectors bad but it never bothered me that much. From time to time I would run MEM CHECK, that came with the ram disk software and get about 24 errors on 1/2 the installed chips. I really thought it would take me some time to look at the test results change a set of piggy back chips and watch my errors disappear.

Finally I got some time to work on it and changed a set of chips but this did not change my test results of 24 errors. Then I decided to change another set but had to take the battery out to get the chip out. Then I put the card in my system to test it. Now, talk about errors, thousands! I had left the battery out for the test. I now remember reading in the instructions about never inserting the card with out the battery installed.

At this point in time my previous 24 errors I could have lived with but you can not turn back the clock to remake your decisions. I started looking around at prices on new chips, \$3.50 each times 22 = \$77, ouch! What other alternatives do I have. Maybe Bud Mills could shed some light on my problem. When I called Bud, he said he doubted I had blown the chips because he tests the Ramdisk without batteries! He installs the batteries when they test good. He said he would look at it for \$30 +\$5 for

shipping. I do like to make use of people who support the TI even if it costs me a little because these people are few and far between and certainly not getting rich working on TI stuff.

Well this is where I stand with my RAM DISK still out being fixed it should be coming back soon. I am looking forward to that.

Now what started this article was what I have on my ramdisk. You must remember when you have only a DSSD, that space becomes valuable. TI WRITER Editor and Formatter with the load screen from FUNNELWEB (only because I can't figure out how to separate them), Earl Ronstead's Gunned Label Maker old simple and small, PR-BASE (simple to use because I gave a demo on the program and really learned how to use it), DM-1000 because it gives trusty copies and is nice to use for copying groups of files, RAPID COPY for those quick copies, PC TRANSFER to keep talking to my IBM. This is pretty much my standard config. If I were going to do such nodes work I go in and delete some large files and replace them with TELCO files set for my system stored on floppy. After I am done, just dump back in my standard files and I am ready to go. You will notice with the exception of Gunned Label Maker all these files are running out of Assembly. These files run fast. I use TIPS from disk as it runs about the same. By the way, can anybody tell me if you can catalog TIPS Graphics in alphabetical order. No graphics but a reference to what disk and file names you have, maybe two columns, page # at the bottom. What a nice cross reference.

This gives you an idea what programs you should pay for if you think enough to put them on that precious RAM DISK space. Well I got my RAM DISK back. The problem was 12 bad chips, wow! Glad to have it back but when I put it in the system it only showed up as 66K. It should be 108K. A quick call to Bud fixed the problem. Broken wire or unseated chip Bud even told me which chip was not seated. When the config checks the system it stops checking when it runs out of memory. That is how Bud knew which chip was unseated. Bud also made all the updated modifications. Not that I could have made them or didn't know about them but just too busy(LAZY) to do it. After reseating the one chip the ram disk came up fine. Bud charged me about \$2 per chip, which is about 1/2 of what I could buy them for. Don't forget this is the old 8K chips. I hope this might help someone trouble shoot their RAM DISK. my problem was the overwhelming # of errors. I was not sure where to start.

EXECUTIVE NOTES - NORTHCOAST 99ers

February, 1995

Deanna Sheridan, Secretary



The hearty attended the February meeting of the NorthCoast TI group. I hope I didn't scare anyone away with the announcement that Ken would be telling of his experience in getting ready to purchase a PC.

We had several vibrant discussions before we got down to the demo.

Martha Petti, our sysop on the FREENET brought up that she is attempting to be able to dump the USENET reader for the TI directly to the TI BBS for easier access. She is, however, having some difficulty with the software she was given to accomplish this task. Also, if you have a modem, she would like to have more TI traffic in our BBS area. We all understand that there is difficulty in getting on because of busy lines.

There was also some discussion as to whether we should consider what should be done with any assets the club might have should it as some time in the future decide to disband. Marty pointed out that one of the reasons we quit charging dues was to avoid having a large bank account should we disband. It was asked if our by-laws contained any instructions on this subject.. No one seems to have read them in some time, and Ken said that he would get a copy by the next meeting.

We also discussed whether to make the swap meet next month a combined reunion and swap meet, or whether they should be separate events. We decided they should be

separate and that we should have some time to prepared for the reunion. When Marty sends out the notice of the swap meet, he will also tell about the reunion which will be the June meeting. Then, about the middle of April, we will send out another mailing asking for an RSVP, so that we will know what to plan. We will have some kind of refreshments, games on the OLD TI, etc. Deanna has agreed to coordinate the reunion once we have an idea of the number of respondents.

On to Ken's presentation. Ken had a nice handout giving a history of the personal computer and a timeline. Amazingly, these machines have been a part of our lives for a very short time. In less than 20 years we have gone from switches and punch tape or cards, to Pentiums with multimedia.

In summary, he suggested that when you are purchasing a new computer or upgrading you old, you check out if you can get a custom configuration; what kind of tech support;; warranties; sales tax if purchased out of state; can in be expanded; today's racehorse is tomorrow's workhorse; prices will decrease as capability increases; what kind of bundled software is included, etc.

Ken suggested if you want to keep up on the latest in computers to turn in to Channel 19 on Saturdays at 7 a.m. Also, he said the first piece of software he will be putting on his new machine will be the TI EMULATOR,



By *Martin A. Smoley* © February 1, 1994

6149 Bryson Drive, Mentor, Ohio 44060-2324

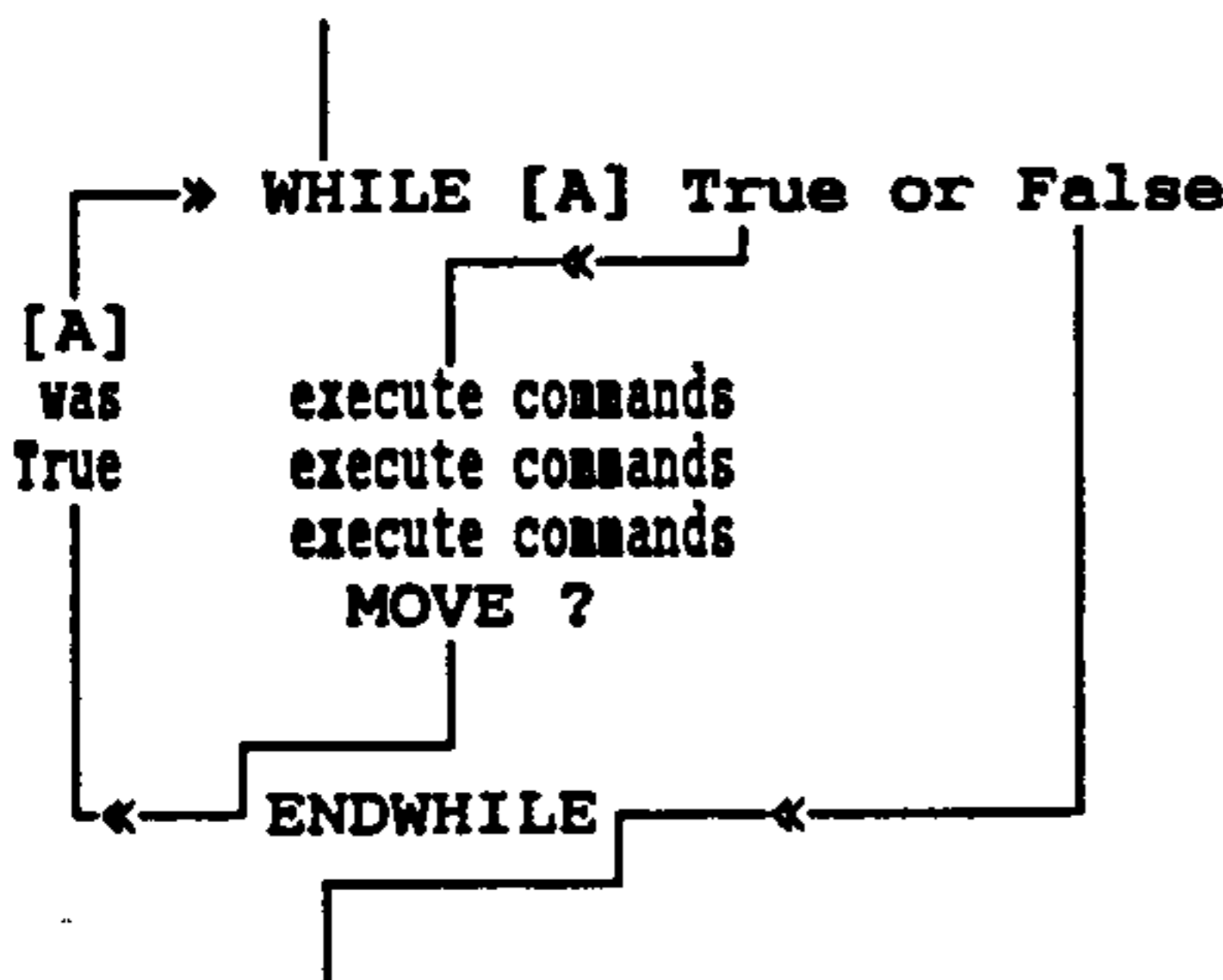
TI-Base V3.02

At the January meeting Harry Hoffman said "Marty, I'm not really sure what is going on in those WHILE, IF and CASE Commands you always talk about." Well that sounds like a question to me, so here is an answer. I'll start with WHILE because WHILE is used in almost every CF.

The first thing you do is ignore the programmers jargon in the manual, like, "The expression will resolve to an ARITHMETIC, a LOGICAL or a BOOLEAN conclusion". Boolean Smoolean, if you let that junk settle in you head, the Roto Rooter man won't be able to get it out. All of the commands (WHILE, IF, CASE) ask a question. The [A]nswer will be (True meaning Yes) or (False meaning No). In the command (WHILE 1=1) while one equals one, TIB asks the question (does one equal one), Yes, so the answer TI-Base comes up with is True. This stuff is very basic. The idea is to use basic or simple questions to perform large complicated tasks. I am representing the answer to any question as [A], for [A]nswer. While [A] is True, follow the True path. While [A] is False, follow the False path. Remember, [A] is not real, it only exists in my mind. It is the answer to the question TIB asks. In the statement (IF 2>1), the question is, (is 2 greater than 1) and the [A]nswer is True.

WHILE 1=1 the answer or [A] is True

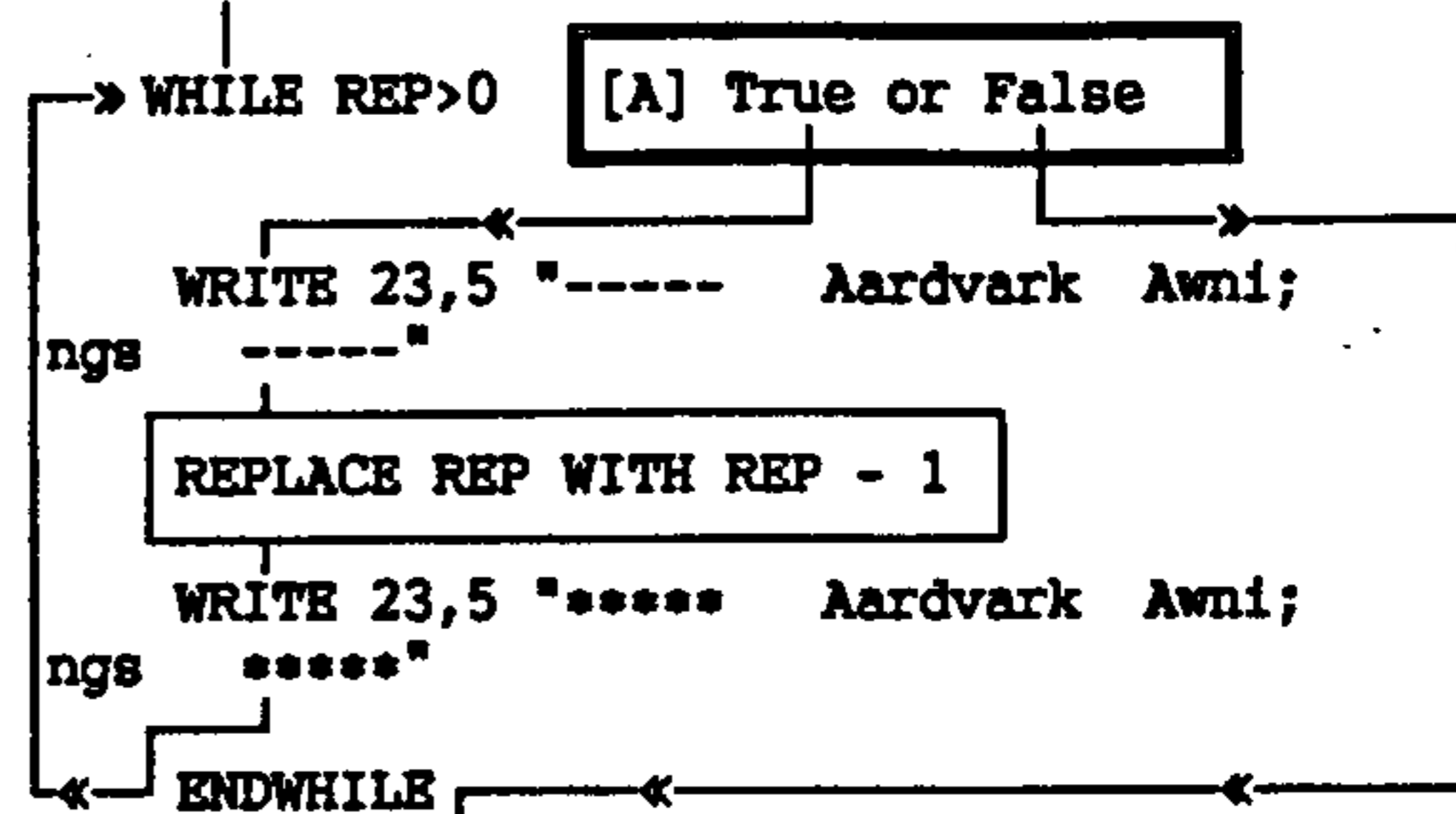
WHILE 1=2 the answer or [A] is False



- * This CF takes ACTION
- *
- * use Database
- * sort only if needed
- * find
- * print labels
- * etc.

```

LOCAL REP N 3 0
REPLACE REP WITH 5
CLEAR
WRITE 23,9 "AARDVARK AWNINGS "
WRITE 06,18 DA
WRITE 12,9 "You have selected option"
WRITE 15,9 " or action number: ",SEL
  
```



- * close database
- *
- RETURN

I hope that the CF above is familiar to you. In it I create the LOCAL REP (for REPetitions) as a N)umeric, so it can hold numbers, with a length of 3 and 0 decimal places. Next I REPLACE REP WITH 5. (So REP now stands for 5.) Therefore, when TIB encounters the statement WHILE REP>0, it asks the question, is REP greater than zero. REP equals 5 so the answer is Yes or True. Because REP is greater than 0 TIB follows the True path and performs the commands between WHILE and ENDWHILE, including REPLACE REP WITH REP - 1. In other words, subtract 1 from REP. At ENDWHILE TIB jumps back to WHILE and starts again, but this time REP only equals 4 (right?). This happens again and again until REP is no longer greater than (>) zero, at which point TIB takes the False path and drops out below the ENDWHILE to continue the CF. "There, see how easy that was."

The WHILE I use most is WHILE .NOT. (EOF), which means keep executing the commands between WHILE and ENDWHILE, over and over, until you run into the End Of File. This loop must also incorporate a MOVE command or the (EOF) will never be reached. When the (EOF) is reached, the [A]nswer becomes False, so TIB takes the False path out the bottom, or past the ENDWHILE.



By Martin A. Smoley © February 5, 1994
 6149 Bryson Drive, Mentor, Ohio 44060-2324

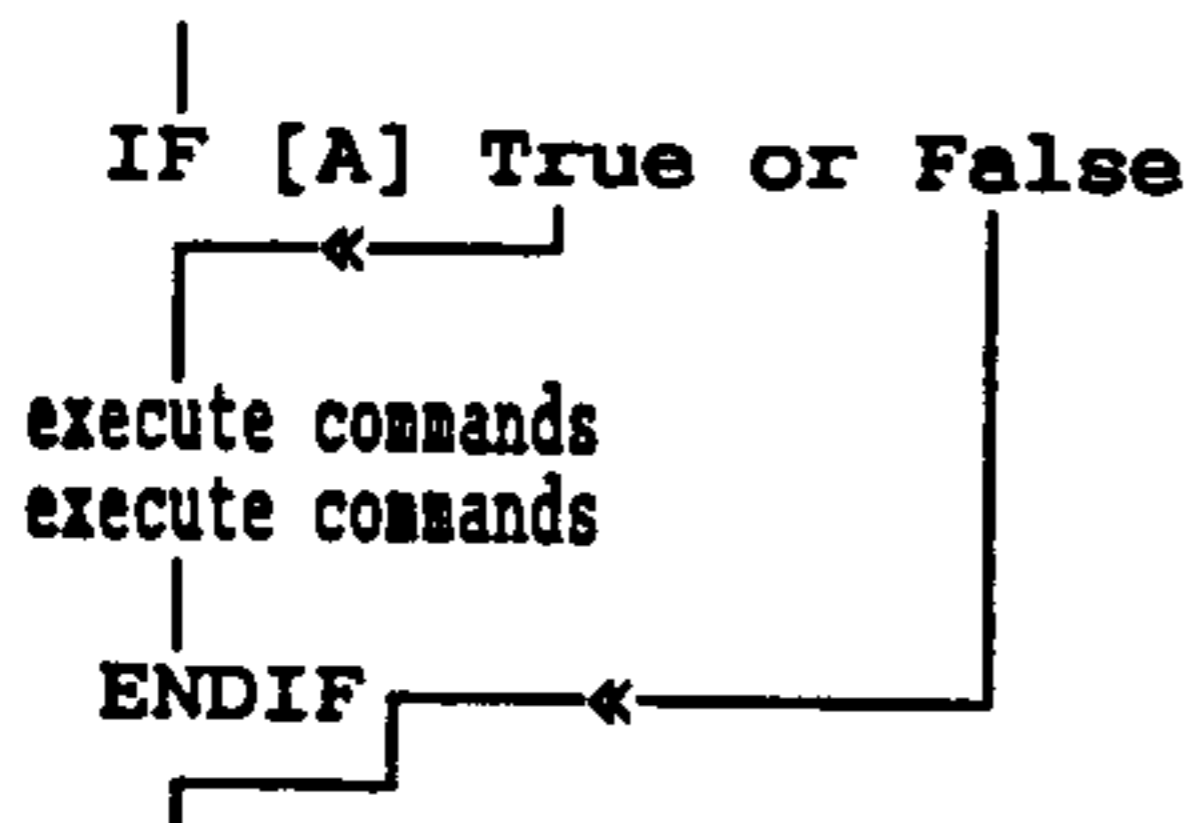
TI-Base V3.02

An IF statement asks a question, the same as a WHILE, but an IF does not loop back. No matter what the [A]nswer, TIB will proceed through the IF and out past the ENDIF. If the [A]nswer to IF's question is True, the commands in the IF will be done. If the [A]nswer is False, TIB will move to the ENDIF without executing the commands between the IF and ENDIF.

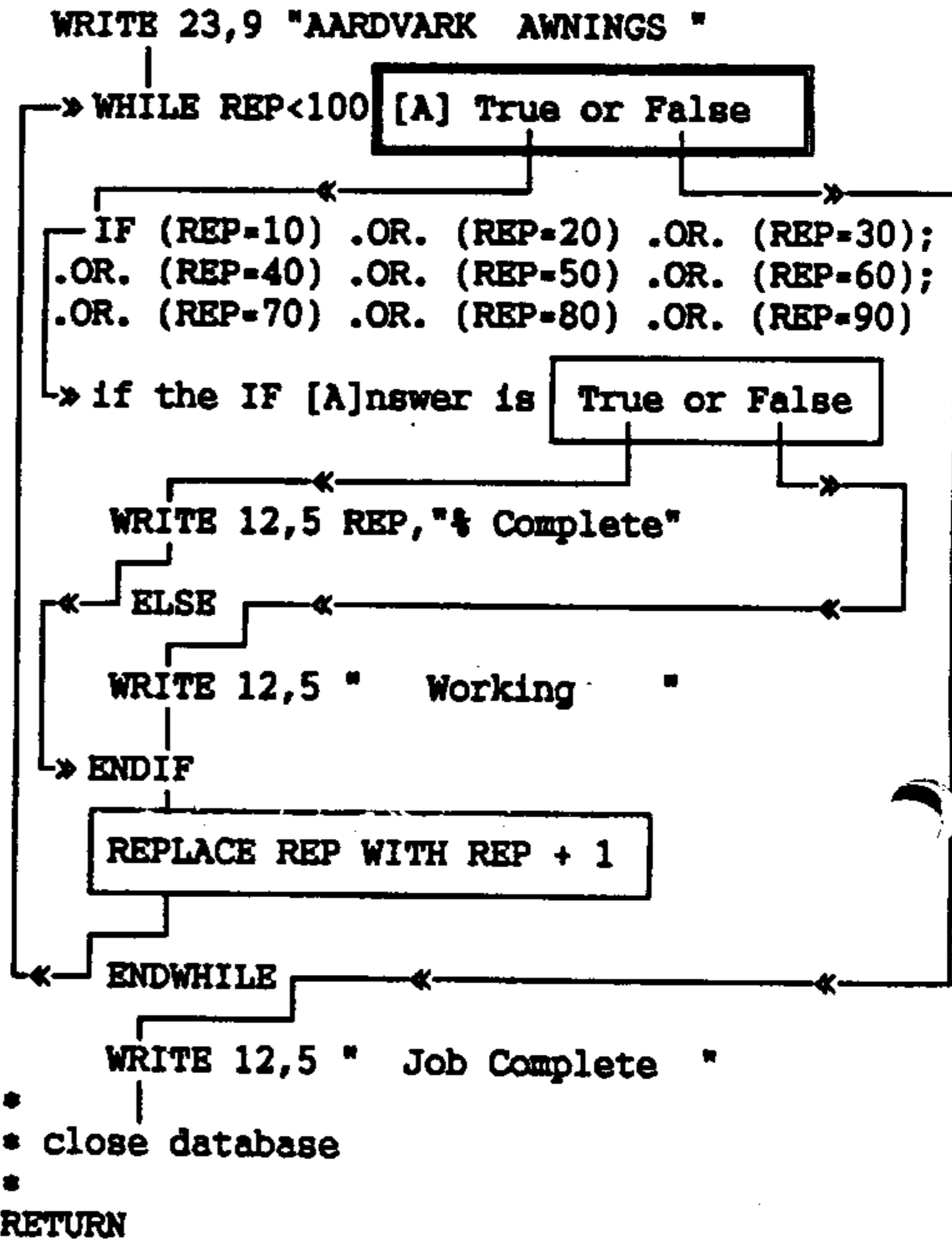
Adding an ELSE in the middle of an IF-ENDIF statement, changes it to an either-or statement. Either the stuff before the ELSE is done or the stuff after the ELSE is, but not both. If [A] is True the commands between the IF and the ELSE are executed, and TIB jumps from the ELSE to ENDIF without executing the commands after ELSE. If the IF or [A] is False, TIB jumps directly to the ELSE, and executes the commands between it and the ENDIF. One set of commands or the other will be executed.

The IF statement below demonstrates the two paths which TIB might take, one path if the [A]nswer is True and the other path if False. You should be aware of the large variety of questions that can be asked by a WHILE, an IF or a CASE statement. TIB can ask if one item is larger than another (X>Y), if one item is smaller than another (X<Y), if one item is equal to another (X=Y) or if it is not equal (X<>Y). TIB can also check to see if something has not happened (.NOT.(EOF)), and it can combine these questions using .AND. and .OR. An example might be, IF ((X=Y) .OR. (M>C)) .AND. (.NOT. (EOF)).

IF 1-1 the answer or [A] is True
 IF 1-2 the answer or [A] is False



- This CF takes ACTION
 -
 - use Database
 - sort only if needed
 - find
 - print labels
 - etc.
 -
- LOCAL REP N 4 0
 SET TALK OFF
 CLEAR



In the representation of a CF, above, TIB stays in the WHILE loop as long as REP is less than 100. Each time it loops TIB executes the commands within the loop which includes adding 1 to REP. The IF statement checks REP, on every pass to see if REP contains 10, 20, 30, 40, 50, 60, 70, 80 or 90. If REP contains any of these values the first part of the IF statement is executed and TIB tells you the percentage of completion, 10%, 20%, etc. Every other time the second part of the IF is executed (after the ELSE) so the message written is "Working". When 100 is reached TIB takes the False path, of the WHILE, passes the ENDWHILE and gives the message "Job Complete".

NOTE: These are fairly simple CFs, and except for any typos I have made, should run without a Database open.

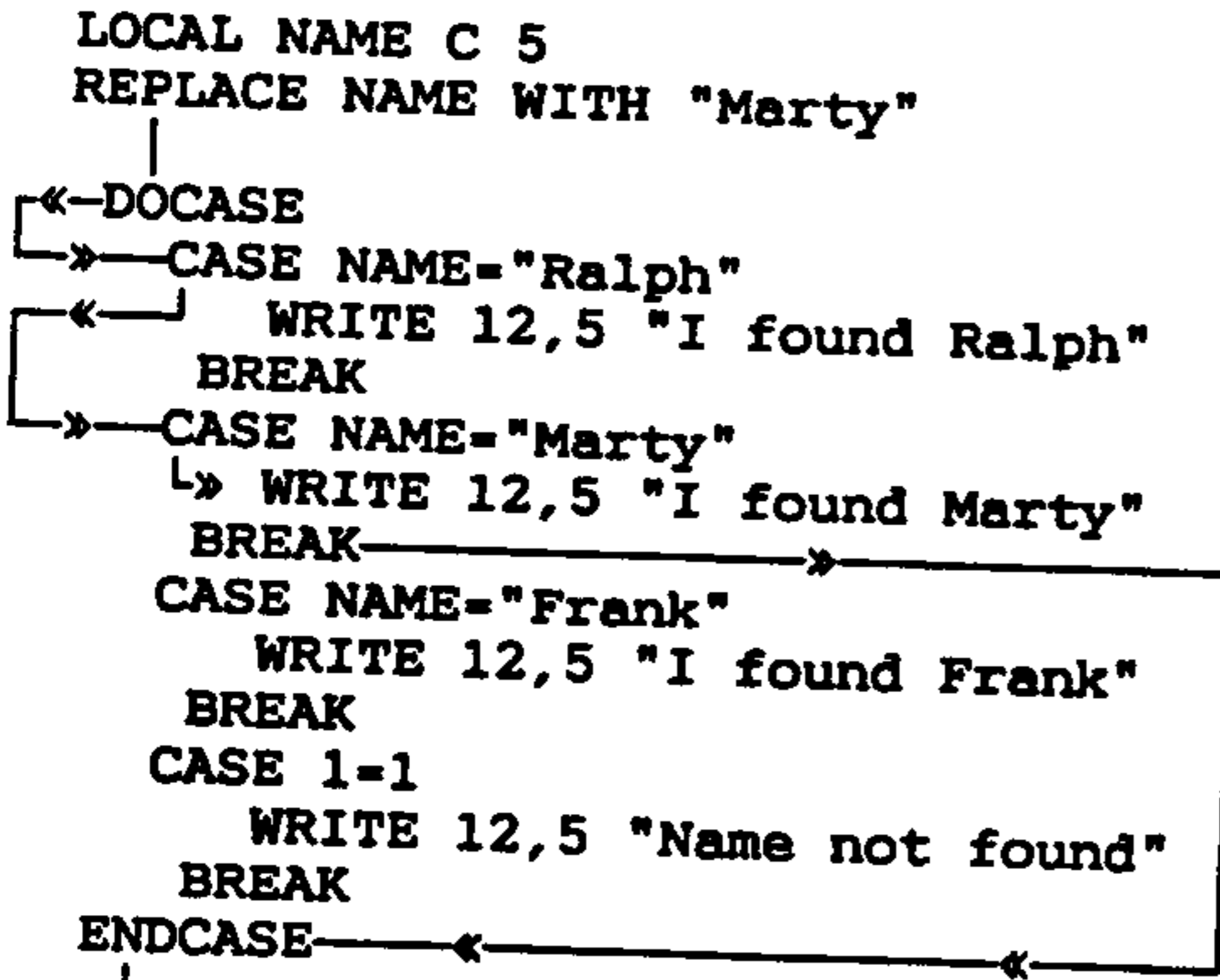


By Martin A. Smoley © February 9, 1994
 6149 Bryson Drive, Mentor, Ohio 44060-2324

TI-Base V3.02

A DOCASE is something like a multiple choice question. DOCASE has a path like an IF statement, in that TIB moves through it, to the ENDCASE, executing the commands as it goes. However, in a DOCASE statement the only commands TIB will find are CASE questions. If a CASE question is found to be True, the commands between it and the next BREAK will be executed and TIB will go from that BREAK directly to the ENDCASE, without testing any of the CASE statements in between. If none of the CASE statements are found to be True, none will be executed.

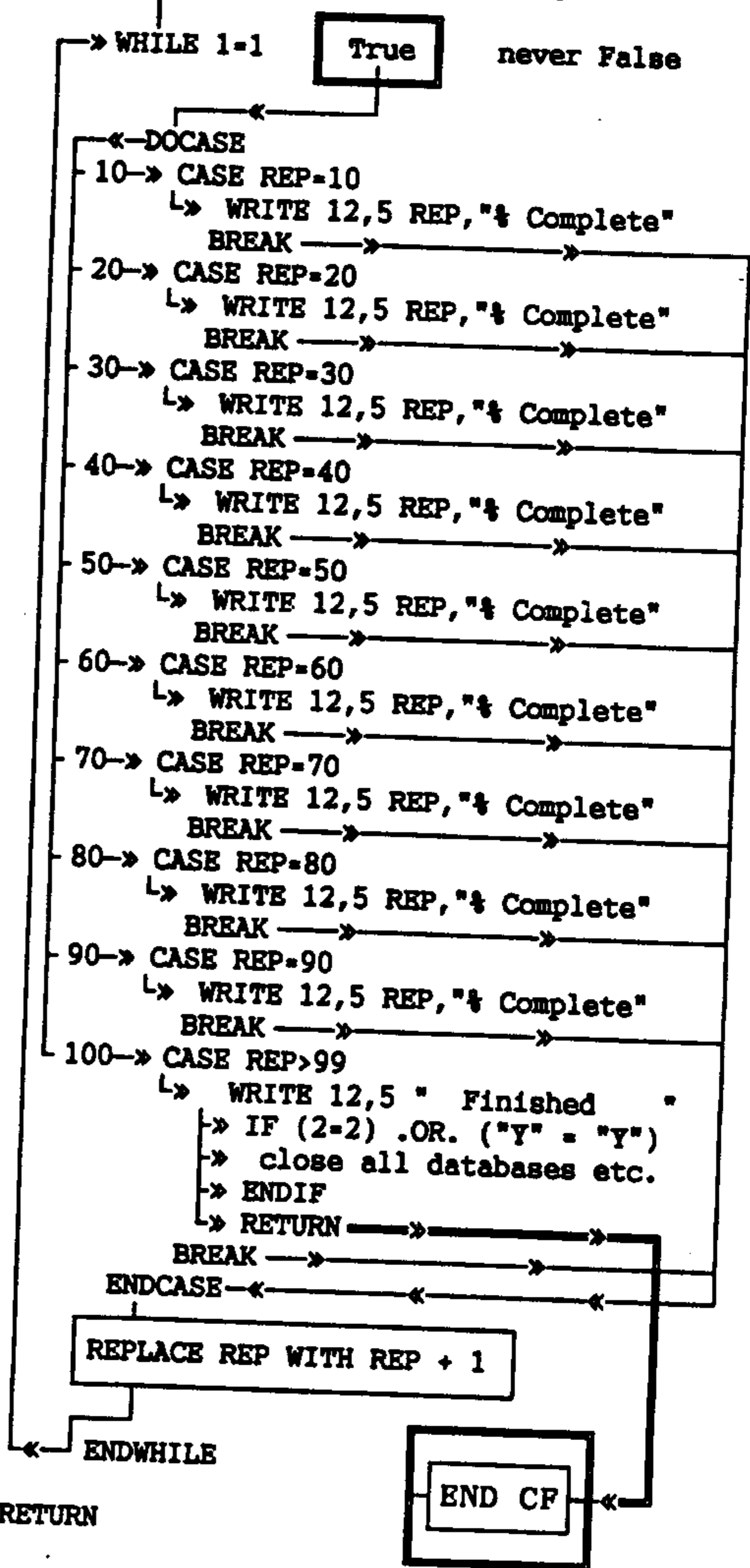
Below I have represented the path TIB takes through a DOCASE-ENDCASE. It looks at the first CASE to see if the NAME (Marty) equals the test constant which is "Ralph". The answer is no or False, so TIB tests the next CASE. In the next CASE the test name is "Marty" so the answer is True, because "Marty" equals "Marty". TIB writes the message "I found Marty", hits the BREAK, and goes to the ENDCASE without testing any more CASE statements. You should note that only "Marty" equals "Marty". "Marty" does not equal "marty" or "MARTY" or anything else. The spelling and upper or lower case characters are important in this or any other test. The CF to the right should give you some idea how a DOCASE compares to the IF-ELSE-ENDIF in the last CF.



- * This CF takes ACTION
- * use Database
- * sort only if needed
- * find
- * print labels
- * etc.

```

LOCAL REP N 4 0
SET TALK OFF
CLEAR
WRITE 23,9 "AARDVARK AWNINGS "
  
```





By Martin A. Smoley © February 11, 1994

6149 Bryson Drive, Mentor, Ohio 44060-2324

TI-Base Odds & Ends

The TI-Base manual can be vague and confusing, and so can my tutorials or articles. I know that a lot of my stuff is confusing, but I have not received any questions that might point out where or how my articles confuse people. So I will try to clarify some items that might be on your minds from time to time.

On the last page I used the term Constant to describe the test item, "Ralph". Constants and Variables confused me for a long time, so I thought that they might confuse you in the same way. And because these terms are used in the description of some action TI-Base might take, it is a good idea to understand what is meant by a Variable or a Constant. The quick reference I made up, to keep in my head is this. A Constant is something that TI-Base can use, but it can never change. A Variable is something that TI-Base can, and probably will, change many times, in the process of running a Command File. The DOCASE, which I printed below, is a good example of this. NAME is a LOCAL Variable. I put "Marty" into NAME, but NAME could be used for anything. NAME might be used to hold a name from a Database. It is the possibility that TIB might change what's in NAME, that makes NAME a Variable. On the other hand, "Ralph", "Marty" and "Frank" in the DOCASE, are typed in by me and can never be changed by TI-Base, this makes them Constants.

```
LOCAL NAME C 5
REPLACE NAME WITH "Marty"
```

```
DOCASE
CASE NAME="Ralph"
WRITE 12,5 "I found Ralph"
BREAK
CASE NAME="Marty"
WRITE 12,5 "I found Marty"
BREAK
CASE NAME="Frank"
WRITE 12,5 "I found Frank"
BREAK
CASE 1=1
WRITE 12,5 "Name not found"
BREAK
ENDCASE
```

Another set of commands that bugs most people are comparison things, Greater than (>), Less than (<), to (=), etc. I had trouble remembering which way the should be pointing for Greater than or Less than. A while, I told myself that the wider side of the head was bigger than the pointy side, so the stuff on a bigger side was Greater than the stuff on the small, pointy side. You must also remember that TIB always reads from left to right, so the question is always, (How does the stuff on the left side of a sign, or equation, relate to the stuff on the right?). I finally started visualizing the explanation of the sign on the left, as you see it below. In the manual and other books they always put the sign on the left and the explanation on the right.

Greater than.. >	Less than..... <
Equal to..... =	Not equal to.. <>

.AND. and .OR. are no picnic either. How do they work, and what about parenthesis?

```
WHILE ((FN="Marty") .OR. (FN="Mike")) .AND. (.NOT. (EOF))
do a bunch of stuff
MOVE
ENDWHILE
```

The WHILE above is an example of my early problems with this question. I now think of .AND. as both or many and I think of .OR. as either or any. The parenthesis are nothing more than isolation devices. The first thing I do is isolate each question that TIB should ask. I use parenthesis to help myself and TIB in this matter. There are 3 questions, does (FN="Marty"), or does (FN="Mike"), and is it the End Of the File or not, (.NOT. (EOF))? Note: The (EOF) always has parenthesis around it. TI-Base will ask all three of these questions as it checks every record in the Database, and two of the answers must be yes or True before TIB will do a bunch of stuff. TI-Base must either find the First Name (FN) "Marty" and it must NOT be the End Of File, or TIB must find the First Name "Mike" and it must NOT be the End Of the File. I try to keep my thinking straight with the parenthesis around both of these questions ((FN="Marty") .OR. (FN="Mike")). These questions are of equal weight and one of them must be true, (either Marty or Mike must be found), and it cannot be the (EOF) for the tasks inside the WHILE to be executed. "Why does that still seem so confusing to me?" The statement IF (REP=10) .OR. (REP=20) .OR. (REP=30) etc is a good demonstration of my thinking of or as any. If any of the questions are True, then the [A]nswer is True and the stuff between IF and ENDIF is completed. The statement could be WHILE ((REP=10) .OR. (REP=20) .OR. (REP=30) .OR. (REP=40) .OR. (REP=50) .OR. (REP=60) .OR. (REP=70) .OR. (REP=80) .OR. (REP=90)) .AND. (.NOT. (EOF)). A special Note: Pick out and remember the stuff that helps you and forget all the rest. Marty.

April 28-29, 1995

Lima, Ohio

Multi User Group
CONFERENCE III

OSU Campus - Rt 309



Excerpts from: Dr. Charles Good's
upload to Usenet. It was also in Bits, Bytes & Pixels of
the Lima 99/4R User Group.

Now that Fest West is over its time to start thinking about the next great TI show, the Lima MUG Conference. This is at Reed Hall of the Ohio State University Campus at Lima Ohio Friday afternoon and all day Saturday April 28 and 29. The campus is 3 miles east of 175 on route 309. The following is a list of nearby motels. We have no special deals with any of these places. Many prefer to stay at the Motel 6.

For further information about the conference send email to cgood@osulima1.lima.ohio-state.edu or phone evenings voice 513-498-9713 (Dave Szipp) or 419-667-3131 (Charles Good). This event is totally free. There is no admission charge and no charge for display/sales tables.

5 MINUTES FROM CAMPUS. 175 and Rt. 309.


Motel 6. 1600 Harding Highway. 419-228-0456
(Editor's note: Most like this Motel - Be fast!)
Holiday Inn of Lima. 1816 Harding Hwy. 419-222-0004
Super 8 Motel. 1430 Bellefontaine Av. 419-227-2221
Dielman's Motel. 1133 Bellefontaine Av. 419-225-2806
East Gate Motel. 1327 Bellefontaine Av. 419-229-8085
Davis Plaza. 1650 Harding Hwy. 419-222-1080

10-15 MINUTES FROM CAMPUS

Best Western. 175 & Bluelick Rd. 800-528-1234
Days Inn. 175 & Rt. 81. 419-227-6515
Quality Inn. 175 & Rt. 81. 419-222-0596
Ramada Limited. 175 & Rt. 81. 419-228-4251

Try to be there Friday by 4:00 P.M. to help set-up and socialize with other TI'ers. The Lima group needs our support in setting all the tables up and cleaning up after the conference. They always leave things cleaner than when setting up! This is ONE of the reasons this conference keeps on trucking!!! There is also disk copying available on Friday night if you have time.

Cleveland Area User Groups
* Harry Kaffman
3925 Troubridge Ave.
Cleveland, OH 44109-1349



Check your Expiration Date
This may be your LAST issue!

FIRST CLASS

FIRST CLASS

FIRST CLASS

FIRST CLASS

Due to the rising cost of the Newsletter:
Newsletter only cost is \$12.00
Full membership price - \$15.00 w/Library privileges.
Join either club. See front cover for membership chairs.

FOR SALE : Complete TI System

TI Console (with IBM Style Keyboard) (Modified to work with 80 Column Card)

PE Box - contains:

- The Interface Card
- 32K Expansion
- Triple teck Card
- Ram Disk (1MB)
- P-Gram Card
- 80 Column Card (AVPC)
- Disk Controller Card (DSDD) with 2 DSDD Disk Drives
- RS232 Card

RGB Monitor (This Monitor is needed for the 80 Column Card)

Speech Synthesizer (This is Plugged on the Triple Teck Card)

Star NX-10 Printer Modem (1200bps) Joystick

Many Modules and Programs

Computer Desk

Since You Need the Console, PE Box (With the 80 Column Card) and the Monitor:
I would like to sell the whole system.
(NOT just pieces.)
Asking \$600.00 (Negotiable)
Matt Andel
Call me at: 676-9759