




CLEVELAND AREA

TI-99/4A USER GROUPS



AUGUST 1994

OFFICE	TI-CHIPS	MEETINGS
CO-PRESIDENT	Glenn Bernasek 238-6335	10-12:00 A.M.
CO-PRESIDENT	Virgil Thomason 1264-7779	N. Royalton
TREASURER	Lin Shaw 235-3912	County Library
MEMBERSHIP	John Parken 331-2830	State Rd. SO. of 4172 W. 217th St. Fairview Pk., OH 44126
SECRETARY	(Harry ** Temporary) for Chris	Route 82 1/4mi EVERY THIRD SAT.
DISK LIBRARY	Les Kee 238-6938	AUG 20, 1994
TAPE & MDDS	John Parken 331-2830	SEP 17, 1994
HARD COPY	Harry Hoffman 631-2354	OCT 15, 1994

OFFICE	NORTHCOAST	MEETINGS
CO-PRESIDENT	Ken Gladyszewski 1357-7274	1-4 P.M.
CO-PRESIDENT	Walt Ryder 921-8223	Euclidian Room
Treasurer	Frank Jenkins 283-8526	Euclid SQ. Mall
MEMBERSHIP	Martin Smoley 1-257-1661	E.260th off I-90 (South)
SECRETARY	Deanna Sheridan 333-5986	EVERY THIRD SAT.
DISK LIBRARY	Martin Smoley 1-257-1661	AUG 20, 1994
TAPE & MDDS	Frank Jenkins 283-8526	SEP 17, 1994
HARD COPY	Dick Alden 1-352-9172	OCT 15, 1994



From the Editor's Desk:



Hi Tiers,

Harry is going to take a vacation from editing. Deanna Sheridan has graciously offered to do September, November, & December! Some vacation, hey. :-) It is really necessary as I'm not doing that good a job at it and do not like the way things are going. My concentration is not there even when there is plenty of time! There are many things that need doing before being able to do a proper job of it! Sorry for all this junk but it cannot be helped.

MICROpendium is still putting out a fine magazine and I wouldn't want to miss one issue! There are always programs from other Tiers (Showing that some are still at it!). News from other groups, excellent reviews, and tutorials. What more could we ask!


The SCSI DSR is still being worked on, as well as other new hardware. Don Walden has some fine products for the Geneve. He also has received 24 NEW HFDC's (Hard/Floppy Disk Controller) on sale. \$230.00 for a TI, and \$250.00 for the Geneve upgrade one. There was a flap on Usenet about this and some people were questioning the honor of some Tiers. This is something all thinking TI

lovers abhor! It started a rumor that got to Don that Ron Markus was the person that started these accusations! In the first place, Ron would never be so crass as the person that did! It was straightened out but there is always hard feelings when dumb stuff like this happens! Ron Markus and Don Walden have both been aligned and it is terrible that this can happen because of mindless people misusing the Bulletin Boards. Please excuse the tirade, but I don't like seeing this happen in a community that has always been so close and friendly to each other!

We did pick up a couple of new exchange groups or should I say renewed! Cin-Day is starting up again and there is another that slips my mind right now! That is why I need this break; a lot has slipped by lately! It is great to see that some clubs are making a comeback and starting to get into the swing of things!

Well, I'm burning the midnight oil again, even though I've had two months to put out this newsletter. It is time to give Frank Jenkins a break and Deanna will be on time better than I.

Keep on TI'ing.



TI-CHIPS Notes



by Chris Bodenmiller
Harry Hoffman

The JULY 18th meeting opened by Glenn Bernasek at 10:07 A.M. Glenn announced an official spot on the Agenda that allows for miscellaneous reports & announcements. Item #5.

Lin Shaw gave the Treasurers Report. Lin says he would like to see a little more money in the treasury. We lost a little bit this month. \$13.35 was the loss.

John Parken gave his Membership & Tape Library report. He said the membership was still holding around 25. Harry was asked about the Lima tapes. He forgot!!! He will give them to Jack Korita, who will copy & enhance them for the group.

Les Kee said he didn't get any disks from North Coast last month and will get them for the next month. We will try again to have people get a free library disk if they demo it at the meeting. This was done successfully in the past and can be a great way to get new disks and fun for all at the meetings. Les said he could stop doing his demos of XBasic and start doing his demos out of the library. The general consensus was to let Les do his demos and other members do the library disks. WE LIKE LES' DEMOS!

Now for Item #5... Miscellaneous. Harry will put out a Newsletter for August and try to make it a bigger issue. And, he will start putting the proper Month on the header. Ron could not make it to the meeting, but Harry brought in the June MICROpendium for those that buy them at the meeting. Harry gave Ron's report on the SCSI and other new products that aren't quite ready yet. We have to remember that these programmer's and hardware makers are not making a big profit out of this and are working at full time jobs to keep the rent paid! Working on these TI projects is a work of love for the TI & Tiers. Please have patience for what will be a terrific upgrade of the

TI!

Virgil announced that Denny Stockdale's wife was dying of cancer and cards & prayers would be nice for our past president! Everyone signed an Agenda sheet expressing their prayers and thoughts are with Denny & his wife!

Glenn put on a demo of a disk from the library. Disk 494006 is the disk you can get from Les Kee. This disk has several programs on it to manipulate D/V 80 files. It also has a printing program called "MULTIPRINT". Glenn went on to demo several programs from the disk. One was a word counter that tells you very fast how many words in the file. Another word counter tells you how many 1,2,3,-12 letter words in the file. Next, he showed 'Print with Reformatter'. You get a nice menu of choices. You can take a 28 to 80 column file and reformat it to something else on the printer. A very full disk of utilities. Glenn had a lot of fun demoing this disk! You have to have enough room on the disk to catch the new file the program puts on the disk in reformatted shape and new filename. Glenn printed several different formatted files. 28, 40, & others. Petty neat!

Les Kee did his demo on a "Program Compare" program. Les added to this program a few lines to show on screen what the differences are. You must have these files in 'Merge' format (D/V 163), and the files/program should be in DSK1. To get a program format into merge format, load the program, SAVE DSK1.xxx, MERGE. It will be saved in D/V 163 format. This is a handy program for anyone wanting to check where the differences are in a program. The program writes to disk a file telling you the strings that are different. Great demo, Les!

Chat, drawing, & disk copying time! Matt won the 50/50 drawing. Way to go, Matt! The meeting ended and some headed for home and others went the North Coast meeting.




<-Harry

We hope & pray everyone
is having a great TI'ing
summer this year, and
will continue to do so!!!

Nina->





EXECUTIVE NOTES

NORTHCOAST 99ERS

DEANNA SHERIDAN, SECRETARY

The meeting was called to order by Co-President, Ken Gladyszewski. Walt Ryder distributed the Treasurer's report in Frank's absence.

Marty reported on his suggestion of the previous month that we suspend or reduce dues for currently paid-up members to reduce our excess cash. He stated that our newsletter printing and mailing costs are \$35.95 per month, or \$431.40 per year. We have enough money in the bank to print the newsletter for the next four years. His committee recommended that we freeze dues for paid-up members for the next year and review our financial situation at at this time next year. After discussion, Marty moved that we immediately give all paid-up members of the North Coast 99ers, one year's extension of dues from their next renewal date, and conduct an annual review of our finances to determine if such extension can be continued. New Members will still have to pay \$15.00. The motion passed unanimously.

Marty stated that he would still send out renewal letters to all current members on their expiration date. They would have to indicate whether they would like to continue to be North Coast members even if no dues are to be collected. This is so that we will not incur printing and mailing costs for those who no longer have interest in the TI.

At that time Bud Mills arrived with a working hard drive and a sector editor written by Brad Snyder that would allow him to access the drive, format it, and at least show how it would work when the DSR is completed. He stated that it had been promised to him that weekend, but that because of work schedules of the authors, they still had not been able to deliver it to him.

He said that the software was completed for the keyboard interface; however, the ones he had on hand were not operable, and he had sent them back. He suspected that it was a bad soldering job.

Ken asked for suggestions for demos and people to conduct same. The demo the next meeting will be of the TI99 Emulator and some of the ways that I use my DOS machine and my TI together. Ken has access to a laptop, and I will bring the necessary software.

A couple of notes on the EMULATOR. Temporarily this program has been taken off of GENIE. It seems that TI has objected to Mr. Swartz distributing some of the GROM software with the program. In a conversation with Jim Krysch, he tells me that the problem has been solved in

that a program will be included with the software so that each person can make their own conversions and that the planned upgrades are now continuing.

Also, when you use the EMULATOR, you CANNOT simply insert a TI disk in Drive A or B of your DOS machine. You will need to use the software provided in the registered version or the CONVERT program that I included on the shareware disks I gave out. This entails getting the software over to the DOS machine either via the RS232 port or with PC Transfer. We will cover this in the demo.

Last month I listed the Internet addresses of some Tiers. Following are those I could not fit in:

Brad Snyder
bradsnyder@delphi.com

John C. Johnson (Jack Johnson)
twhg6@isuvax.iastate.edu

Gary W. Cox
cox@mbcf.stjude.org

Phil Townsend (peterborough, ON Canada)
philtown@vcf.north.net

Berry W. Miller (9640 News)
bw.miller@genie.geis.com

As long as I am at it, I might as well include some of our local Tiers who are on the FREENET. I would love to get mail, but warn you, I have trouble getting on the NET, and sometimes would be late in getting answers off.

Glen Bernasek (TI CHIPS)
dd314@cleveland.freenet.edu

Harry Hoffman (TI CHIPS and NORTHCOAST 99ERS)
- Newsletter editor
cz429@cleveland.freenet.edu

Deanna Sheridan (NORTHCOAST 99ERS)
aa726@cleveland.freenet.edu

Jim Krysch - Asgard Peripherals
ab453@cleveland.freenet.edu

Timothy Bodenmiller - Programmer
by737@cleveland.freenet.edu

The Meeting was opened by Ken Gladysewski at 1:38 P.M. He announced that Martin Smoley, & Walt Ryder would not be at the meeting. The Treasurers report was given by Frank Jenkins. We are doing great! He reported sending \$115.00 to the McGoverns, stating that the extra money was to defray their expense of cashing the check.


Under old business, Les Kee apologized to anyone he may have offended last month & hoped that our relationship would remain amicable in relationship to the library. Harry said he will have a newsletter out next month. Bruce inquired of Harry about the library update for July from Marty. Harry will check into it. Bruce will be bringing recent library disks to the meeting that can be borrowed (or copied at the meeting) and returned. If someone wants a disk of an earlier issue should see Marty as in the past. Harry had the MICROpendiums for sale as Ron could not make it to the meeting.

New business... Chuck Poulin is looking for someone that repairs printers, cheap. His SG10 is in need of repair and an expensive repair would not be worthwhile! Any member know of someone to do this???

Ken and Deanna put on a demo of the TI-Emulator, a program for the IBM that emulates a TI computer. Ken brought his laptop

486 33mhz computer and demoed the TI-Emulator on this machine. The Emulator was pulled off all bulletin boards until Ed Schwartz gets the O.K. from TI to use their GROM & Rom chip's. He cannot do this without permission or paying royalties to TI. Game cartridges can be converted to use on this program with the IBM. You can also run XBasic programs as you would on your TI. Deanna converted some TI files to run in the Emulator on the IBM. The program she used was written by Gary Bowser. Ken and Deanna did a terrific job, considering they didn't have a chance to get together on this before hand! It went pretty smooth! Too bad we didn't have a Video of this demo! Deanna also showed us how she uses a Null Modem Cable to transfer files from her IBM to her TI. She bought the Null Modem connector from Radio Shack. Harry keeps her busy transferring graphic files from her IBM to the TI! Of course, Deanna uses it for herself also, sometimes! She showed us how it worked.

Harry reported on what is happening with the SCSI card. Mike is still working on the DSR (Device Service Routine). He started compiling it and it crashed. Too many DEF statements. He is in the process of paring it down. Bruce has some disks to look at and Ken says to come up and play with the Emulator. With that, the meeting was officially over.



August is supposed
to have a lot of
Mr. Sun around !!!

Lima Multi User Group Conference

May 14, 1994

By Gary W. Cox

Another great computer show has once again come and gone with the arrival of the Lima Multi User Group Conference held May 14th in Lima Ohio. Three rooms of vendor and user groups tables greeted enthusiastic TI'ers looking for a bargain! Two additional rooms held yet the various seminars which went on continuously through out the day. While looking at the sign in sheet I saw where TI'ers came from many different states including Ohio, Missouri, Indiana, Michigan, Maryland, Pennsylvania, Kentucky, Wisconsin, California, South Carolina, Illinois, Tennessee, New Jersey, Florida and even Canada to name a few.

Among the many vendors present was Bud Mills of Bud Mills Services. Bud had a variety of products which not only included products such as the Horizon Ram Disk, PGRAM card, Horizon Mouse, Memex 504k, Digi-Port but a new item called an "AT Keyboard and ROM upgrade for the TI99/4a". This upgrade allows the connection of an AT type keyboard (IBM compatible keyboard) to the TI99/4a in a unique way. Where other keyboard interfaces replaced the keyboard in the console this new keyboard interface works along with the built in keyboard. With this upgrade it is possible to use either the AT keyboard or the TI99/4a keyboard as the interface allows the user to input from either keyboard at any time. The upgrade does require a little work to be done on the TI99/4a motherboard but complete instructions are included or for an additional fee Bud Mills will do the installation. Also displayed was the SCSI interface card where the card is apparently complete but work on the software to use the card is still continuing as while some functions are working many operations still need to be completed...

Also present at the fair was Don Walden of Cecure Electronics selling items such as their PFM and PFM+ memory upgrades as well as their MBP cards. Don noted that a new MBP card is in the works when existing stock of MBP cards have been sold. The new MBP card is expected to provide 4 analog audio outputs, 32 digital outputs, 8 digital inputs and 8 analog inputs as well as a clock and Geneve compatibility among many other features. Don has currently reduced the price on existing MBP cards in order to sell them out to fund work on the new MBP card... Don also mentioned that Cecure Electronics is continuing to repair most TI compatible products but noted that he prefers that those who need "Texas Instruments" brand equipment repaired to send the equipment to TI for repair since TI still provides those services. However, he noted if you want him to repair original "TI" brand equipment that he would do so.

Beery Miller of 9640 News was present with a variety of products for the Geneve 9640 including 9640 News volume

1-3, Windows 9640, Barricade, Tetris, Mouse Driver development package, Global War among other items. New was "Myterm" written by Michael Miccio for the Geneve which is a new terminal program which runs out of MDOS. Among Myterm's many features support for uploading and downloading at 9640 baud is provided... Beery noted that in the final stages of production is a CD-ROM which will contain a huge collection of programs for the TI99/4a on one CD-ROM. Cost of the CD is \$75 and right now only enough CD's will be made to meet current demands so those interested should order right now.

Also present was Ted Kieper of Competition Computer with a huge collection of cartridges, books and equipment including PEB's complete with 32k and a disk drives at good prices.

Larry Conner of L.L Conner Enterprises was present with a large array of cartridges, programs and hard to find parts including 9995 CPU chips for the Geneve, MBX system headsets, Wycove Forth on tape and he even had a Mini Myarc PEB.

Ron and Ada Markus of Ramcharged computers was present with a collection of software and equipment but new was a program called "Who's Behind the Mexican UFO's?". This game is described as being a "unique text, TI Artist graphics, animation, sound effects type adventure game using the Missing Link". Ron noted that this is an adventure game that anyone can complete yet even after completing the game the user is able to run through it again and obtain yet different results... Ron also noted that more programs for "The Missing Link" are in the works.

Mark Van Coppenolle and Mike Wright of CADD Electronics was present with their PC99 TI Emulator for the PC now in version 2a with includes some bug fixes, speed improvements and a menu driven config utility. Mike noted that accuracy was very important in the improvements that he continues to do on PC99. CADD Electronics also continues to sell their RichGKXB, Gramulator kit and Utility Disk #1.

Bruce Harrison of Harrison Software was present with a vast array of public domain utilities written by him. These utilities include the compiler, a password protection program for Horizon Ram Disks, a new E/A #5 loader, a reformatter for DV/80 files, font utilities and more. All these programs are public domain and are available from various user group libraries.

Tim Tesch of T&S Software was present with a new terminal emulator called "PORT" for use with the GENEVE. PORT'S unique features include a true ANSI color emulation. Tim noted that he is working on also adding ZMODEM upload/download protocol to "PORT" well as class 2 fax/modem support. Tim is also working on software to output digital sound using the MBP card. Tim's products can be purchased though Cecure Electronics.

RAMDISK HINTS by: G. W. BERNASEK

A COUPLE OF SELF TAUGHT RAMdisk HINTS

By Glenn Bernasek
TI-CHIPS Cleveland, Ohio

I guess there are times when you just can't seem to be able to find the information you need. It's at these times that you either give up or think it out and teach yourself a thing or two.

I had purchased another multiplexer chip (a chip that addresses the memory chips) and more 32K memory chips for my RAMdisk. I was planning to extend my RAMdisk's memory beyond 512K.

Soldering the chips in place was the easy part because I had already done it with a visual example provided by Harry Hoffman. With everything wired in place, I loaded and ran the RAMdisk TEST routine. Well 99ers. I didn't get very far before the screen turned RED, signaling that I had a chip problem. This was perplexing to say the least!

However, after making note of the chips in error, I was able to deduce that I had mistakenly wired the "flying connections" (which is a wire soldered to pin #20 that was bent outward from each 32K chip) to the wrong place on the card. All I can say is that the documentation for my Chicago RAMdisk made no mention where the "flying connections" should go with installation of the second multiplexer chip. I soon reasoned out that the connections should start with the larger holes on the LEFT side of the new multiplexer chip. This way the 32K chips I added are in PROPER numerical sequence.

So I learned HINT #1:

ALWAYS RUN THE RAMdisk TESTER ROUTINE AFTER ADDING MEMORY CHIPS, AND MAKE SURE THE "FLYING CONNECTIONS" ARE IN THE RIGHT PLACE. If you have any questions on how to wire a RAMdisk, take a look at a working model of the SAME configuration.

After I was able to correct my wiring snafu, I was ready to configure my twenty-two 32K chip RAMdisk containing 704K RAM. The question was, "Which ROS do I use to configure a RAMdisk that was greater than 512K but less than 1MEG?" I couldn't locate any docs that would give me the answer I needed. Therefore I reasoned, "I'm heading to 1MEG anyway, I may as well use the 1MEG ROS

configuring routine. "WRONG!!!

After three days of futility (I couldn't get the RAMdisk to configure more than the first 1440 sectors), I decided to give the 512K ROS a try. Well what do you know? It worked like a charm! I now have a DSDD DSK4 and 95% of a DSDD DSK5.

So I learned HINT #2:

CONFIGURE "PARTIAL" RAMdisks WITH THE "LOWER LEVEL" ROS. (i.e., Use 384KROS when configuring a RAMdisk between 384K and 512K RAM. Use 512K ROS to configure a RAMdisk between 512K and 1MEG RAM.)

As a side problem, my THIRD "fire hose" died on me this May! (Probably something I'm doing wrong with my power up sequence.) The symptoms are that a normal PEB start-up includes a RS232 to Disk Controller pre-scan. My dead or dying cable either hesitated for about 5 seconds at the RS232 before going on to the CORCOMP and the PEB died, or the pre-scan hung up on the RS232 completely. In either case my system was dead!

I put out a plea on the "usenet" for a schematic for the "fire hose", and all I received so far was a schematic of the I/O port connector. The problem is that A15/CRUOUT (Pin 19) seems to send out the signal to peripheral devices such as the RS232 and Disk Controller. I traced pin 19 and found that it didn't connect with any of the circuitry in the I/O port connector. Instead it went straight to a SN74LS244N IC on the card that fits in the PEB. (Possibly damaged by voltage surges due to improper power-up sequences?) This makes sense, but I can't prove that this chip is where the problem is without at least the schematics to give me a hand. I guess I'll take the "bull by the horns" and give a chip exchange a try. If it works, then I'll be writing an article on LEARNED HINT #3. Wish me luck.

I hope hints #1 and #2 are of some help to somebody. Remember, they are hints for a CHICAGO RAMdisk with 32K RAM chips. I don't know if they are valid for other makes.





By Martin A. Smoley © June 1, 1994

6149 Bryson Drive, Mentor, Ohio 44060-2324

I do reserve the Copyright on this material. However, anyone in the TI community may use or copy this material as they wish, provided they do not make a profit from my work, and that the NorthCoast 99'ers receive credit for the original publication. The respective authors, like the McGoverns, and supportive publications, like MICROpendium, may use my material freely.

Your printer and FunnelWeb 5.01

Yes, I said "Your Printer", not "My Printer". You probably thought you wouldn't see "Your!" anything after all of the, My, My, My, stuff I've been writing lately.

Deanna, Ken, Walt and I went to the Lima Fair May, and had a great time. I brought back a copy of the newest FunnelWeb (Version 5.01) for our library. It is a 40 column SS/SD disk, that was put together by Charles Good of the Lima group. The disk contains the basic FW 4.40, the 5.01 Editor and the All-Char files, and everything self loads from Extended Basic. This is the newest FW disk out (received by Charles Good in May), and is bug free. Plus, it is already configured, so you don't have to do anything, just put it in drive one and select 2 for Extended Basic. At the first screen, hit the spacebar to move along, then 1 for Editor, and Enter, Enter, Enter. The defaults are already set. As easy as this is and with the temptation of All-Chars at my fingertips, I decided I had to try out this new FunnelWeb. "I like it!!" I printed this page (in one pass) using the PF option directly from the FW Editor, including the Ohio Graphic in the upper left corner.

One of the neat new things you can do with the All-Chars package is to print the IBM character set that most newer printers have above ASCII 127. I'm sorry to say that this doesn't include some older printers, like the Gemini 10X, but there are still some things that you can do with older printers that make this new FunnelWeb "Neat and Interesting". You will need to get out your printer manual and change the DIP switches that control which character set the printer uses, but that's not hard. After that you will be able to print boards as they are drawn on your screen.

SHIFT 2 = Ç	Shift * = ~	Shift U = Ŧ
SHIFT A = ü	Shift + = ½	Shift V = ϖ
SHIFT B = é	, = ¼	Shift W = ‡
SHIFT C = â	- = ;	Shift X = †
SHIFT D = ä	. = «	Shift Y = †
SHIFT E = à	/ = »	Shift Z = ⸀
SHIFT F = á	0 = █	[= █
SHIFT G = Ç	1 = █	\ = █
SHIFT H = ê	2 = █] = █
SHIFT I = ë	3 =	Shift ^ = █
SHIFT J = è	4 = †	Shift _ = █
SHIFT K = ï	5 = †	` = α
SHIFT L = î	6 = †	a = β
SHIFT M = ï	7 = π	b = Γ
SHIFT N = Ä	8 = ¶	c = π
SHIFT O = Á	9 = †	d = Σ
SHIFT P = É	Shift : =	e = σ
SHIFT Q = æ	; = ¶	f = μ
SHIFT R = Æ	Shift < = ¶	g = τ
SHIFT S = Ò	= = ¶	h = φ
SHIFT T = Ö	Shift > = ¶	i = θ
SHIFT U = Ò	Shift ? = ¶	j = Ω
SHIFT V = Û	Shift @ = L	k = δ
SHIFT W = ù	Shift A = ⊥	l = ∞
SHIFT X = Ÿ	Shift B = τ	m = φ
SHIFT Y = Ö	Shift C = †	n = €
SHIFT Z = Ü	Shift D = -	o = ∅
FCTN R = Ç	Shift E = †	p = ≡
FCTN Z = £	Shift F = †	q = ±
FCTN T = ¥	Shift G = †	r = ≥
SHIFT 6 = ₣	Shift H = L	s = ≤
FCTN U = f	Shift I = ϖ	t = ∫
(Spacebar) = á	Shift J = ¶	u = ∫
Shift ! = í	Shift K = ¶	v = †
Shift " = ó	Shift L = ¶	w = ≈
Shift # = ú	Shift M = =	x = °
Shift \$ = ñ	Shift N = †	y = °
Shift % = Ñ	Shift O = ⊥	z = .
Shift & = &	Shift P = ⊥	Shift { = √
' = ¢	Shift Q = ¶	Shift = ∞
Shift (= ¿	Shift R = π	Shift } = ²
Shift) = ¸	Shift S = L	Shift ~ = █
	Shift T = L	Char 255 NA



By Martin A. Smoley © June 6, 1994

6149 Bryson Drive, Mentor, Ohio 44060-2324

Your printer and FunnelWeb 5.01

Second Page.

I don't want to tell you which switches to change on your printer because there are many types of printers and the switch settings from one to the next will be different. Plus, I really think that you need to know your printer manual and what it all means, so dig in there and read.

Once you have mastered the switches, you will be able to use the IBM characters I printed on the first page. You do this by two methods. To use any of the Chars from (Spacebar) or (á) to Char 255 you hold the Ctrl key down and press comma (,) key. You should hear a short blip. This puts you into a mode where pressing the key or keys on the left hand side of the equal sign will produce the character on the right hand side of the (=). [The Alpha Lock must be off.] For example, holding the Shift key and pressing the K will produce a (K). Pressing the 5 (with no shift) should produce the = Character. The special Char should look the same on your screen as the print out, so if you are doing something wrong it will be immediately apparent. You simply hold Ctrl and press the comma (,) again to get out of this mode for normal typing. What I think of as the second method is needed to use the Chars from SHIFT 2 up to, but not including, (Spacebar). First hold Ctrl and press the comma as before. Now hold Ctrl and press the U key. This will give you the short cursor. Now if you enter one of the key combinations from SHIFT 2, (Ç) through FCTN U, (f), one of the IBM Chars will appear. To return to normal typing, hold Ctrl and press U and then hold Ctrl and press comma. Using these combinations of keys will allow you to access all of the special IBM characters seen on the first page of this article, provided your printer has them. If your printer doesn't do a good job printing these characters, you might try the Unidirectional Mode. Turn it on just before the IBM Characters and off right after. Older printers, like the Gemini 10X, have a built-in Char set that contains some boarder graphics, but they don't match the print-out on my first page and the will not match what you see on the screen. However, if you have one of these and you don't see a new printer in your future, you can fool around with this until you figure out which

screen characters produce which printed character. then mix and match as needed to get the job done.

NOTE: The <Ctrl ,> mode automatically turns off when you go into Command Mode and then comes back to editing. So if you press <Ctrl ,> and then save your file, when you come back from that operation you would need to press <Ctrl ,> again for the IBM Char set. You should also know that the ASCII value 255 or Char 255 is not available for use and will be kicked out by the command mode. This is because the TI uses 255 or >FF as the End Of File marker.

There are also many new Editing features of FW 5.01. One of these is Reformat. With the old FW you could reformat a paragraph with <Ctrl 2>. This still works but leaves you a ragged right column edge. You can now Right Justify a page or column (as I have in this article), with <Ctrl R>. This only Right Justifies from the cursor to the next CR so you can mix and match to your hearts delight.

You can now release both the Right and Left Margins, with <Ctrl Y>. This means that when you get to the Right Margin, you can hold Ctrl and press Y, and keep on typing over to column 79. This is a big help to me because I'm always putting in control codes that change the printer, but don't show up as type. This means I have to add more characters to fill out the end of the line. This column is about 55 Characters wide, so I can hit <Ctrl Y> and add up to 25 more Chars past the right margin.

Another neat thing is that you can arrow up or down from the command mode. Have you ever wanted to copy or move a line, hit <Fctn 9> to get to the command line at the top of the screen, and then forgotten the line numbers you needed to enter? "I have". Well now, if you press the up or down arrow, the screen below will move up or down until you find the forgotten line numbers to be entered. "Great!"

If you press <Ctrl =>, you will be able to arrow right or left as usual, but when you get to the end of that line the cursor will jump up or down respectively, and continue at the beginning of the next line. This means that with <Ctrl => I can arrow from the top of a document all the way to the bottom, if I want.

This new version of FunnelWeb is worth the minor effort involved in setting it up and learning how to use it. I highly recommend that you pick up a copy and try it out. You can get it from our Library by the name FunnelWeb SS/SD, Version 5.01, until we list it and give it a number. It's neat, it's easy to use, and it's available now. I did this with my TI99/4A and the new FunnelWeb Version 5.01. Marty.

LIBRARY UPDATE - July 1994

By Bruce Rodenkirch

DISK 94007:

REFORMATTER is Genie File 5557 and the following is from the author, Bruce Harrison. The original author was Jim Peterson and Bruce rewrote this as an assembly program "memory of Jim."

[The following letter to me from Bruce Harrison includes some interesting information about his Reformatter that he did not mention in the instructions for the program. Enjoy! --Barry A. Traver]

Dear Barry, Here's that Reformatter I promised to send. To save you time, I've enclosed a printed copy of the instructions, as right justified by the program itself (file INSTRJ). The source code is also included, consisting of the three files REFORM/S, REFSUBS, and REFDATA. In this last one is where you'll find that pab data, at labels PABDT and PABZDT, for input and output files, respectively.

The main file is called REFORM, and is supplied as an E/A Option-5 file. There's also an XB loader called LOADREFORM, which is just a copy of my new General Purpose loader with REFORM in the data line 110. As with all my new "products," this is Public Domain, which may be uploaded, copied, shared with User Groups, etc.

This entire program goes into low memory, so almost all of high memory is available for storage of the file contents. (I did design this one to preserve Funnelweb's mailbox.) Thus the file reads in very quickly, then outputs the reformatted file almost as quickly as the input cycle.

DISK 94008:

VIRGEN V 1.00 is a Fairware program written by Wayne L. Stith and dated 06/26/91 is a program for the Geneve 9640. If you have a use for this please send Wayne \$10.

Here are Wayne's comments from the documentation:

Virtuoso Geneve is a collection of oddball modules which will allow you to have some fun with the Geneve. It will remind you of the MG Explorer, since some of its functions are similar. The program will allow you to view and alter CPU and VDP memory. I did not include GRAM since not only did I find it of marginal importance, GRAM is merely CPU RAM with a 1-byte offset, so you can still find it if you want. I also did not include a calculator since every programmer worth his or her salt will already have one. Most debuggers and memory viewers must sit in the memory you would like to fiddle with. Not so with VIR-GEN. On entry, a 64K TI machine is created which you may manipulate. In addition, you may page in other CPU RAM blocks as needed, with the exception of the reserved pages. All operations you perform take place within the virtual machine.

DISK 94009:

This is Genie file 5493 on an archived DSSD disk. It was uploaded by Beery Miller and contains MDOS V 2.00 with documentation and several other files of interest including an improved GPL file.

DISK 94010:

A collection of TIA instances downloaded from Genie. These are pictures of BETTY BOOP, BUGS BUNNY, CASPER THE GHOST, BRUTUS, BIG BIRD and others.

DISK 94011, 94012, 94013:

These three disks contain various business utilities in Basic and XB. These programs will calculate loan depreciation, interest payments etc. There is a PERT program, stock analysis, address list and many others. One is written to calculate your 1985 income tax (1040-1985X). I updated it back then and I don't think it is so complicated that you couldn't bring it up to date for the current forms. It will print out what should go on each line.

DISK 94014:

PAGE PRO is a Page Pro Editor downloaded from Genie. WHT/RTC is the transcript of a Genie Round Table Conference on Western Horizon Technologies. Don O'Neil is the guest and discusses the SCSI controller and the new keyboard interface. This is a technical discussion which should be of interest to you "techies".

DISK 94015:

SMALLTALK is a program which will allow you to run your TI as an on line BBS, or Bulletin Board Service. It is Genie file 3646 and has good documentation. For those of you who have never used your modems, pass this one by.

DISK 94016:

A disk of archived Lima Group newsletters for June 93, Mar 94 (Genie 5573) and May 94 (Genie 5577). The Lima newsletter is one of the better newsletters and is a must for those who want to keep up with the TI world. These are archived files on a SSSD disk.

DISK 94017:

A DSSD disk containing the archived Genie 5551 file. It is the source code for the XB ROM cartridge (V1.10) and also for RXB (RichGKXB). It was uploaded by Rich Gilbertson who is asking for help in modifying the code.

DISK 94018, 94019:

This is the newest revision of the Funnelweb 40 column Editor, V5.01. Charlie Good made it available at the May Lima show. It has several new features and the documentation is inclosed. It can be used with Funnelweb V4.4. It has its own LOAD program and is already formatted for the "All Characters" mode. Just select the defaults as they appear on the menu.

DISK 94020:

Funnelweb V5.01 80 column editor also from the Lima show. It is on a DSSD disk and has some really nice features added. There is a 310 sector Documentation file. It will hold four files in memory at the same time, all of which can be edited. It will run on any 80 column device including the Geneve but it does require a Memex card or similar memory expansion to do its stuff.

Ken Gilland of Notung Software had, among his many products, a new program called "Disk of Medieval Times" which is like his other disks as it contains a game, artwork, fonts and just practically everything that you wanted to know about medieval times.

Mickey Cendrowski and Mike Sealy of MS Software had for sale, among their many products, a new "TI Software Database" which uses TI Base to catalog disks plus new was Page Pro cataloger version 1.6.

Also present at the event was Jim Krych of Asgard Peripherals with Public Domain schematics of the Asgard Memory System (AMS) for those wanting to build their own AMS card on a protoboard! According to Jim the AMS card is unique in that instead of pulling data into a page frame the computer uses a pointer to point to where the data is located allowing for very high speed access!

Ricky Bottoms of RBD Enterprises had a variety of hardware and parts including even a Myarc Personality card! Ricky noted that he also repairs TI products and can special order parts.

Media Ware had a variety of products on their "Clearance Sale" at pretty good prices.

Other people who were present and many of which are associated in one way or another with many of the above mentioned companies were Mike Maksimik, Jeff White, Dan Eicher, Barry Traver, Bill Lucid, James Schroeder, among many others too numerous to mention! Incidentally Bill Lucid had available the shareware version 5.01 of Edward Swartz's TI Emulator for PC's. I took a look at this new TI Emulator and was very impressed as it's speed and operation is very impressive! It is amazing to actually see TI software running on a PC looking like and running just like it was on a TI99/4a! While some work still remains to be done what is complete now is certainly impressive!

A large variety of user groups was present including the Mid-South TI99/4a Users Group of Memphis TN, Chicago TI users group, Great Lakes Computer group, Ktown of Knoxville, TN, TI Users of Will County, Spirit of 99 of Louisville, Akron 99'ers of Akron Ohio, Hoosier, Kawartha of Canada, West Penn 99'ers, Pittsburg 99'ers, Cin-Day, C.O.N.N.I., Indianapolis, IN group not to mention of course the Lima Ohio users group as well as representatives from other groups who were visiting!

For those who didn't have a table a consignment table was present where anyone could set their own equipment up to sell.

The entire day was busy with seminars running continuously in two separate rooms throughout the day while the other part of the fair went on in three connecting rooms!

Please forgive me if I have accidentally left out mentioning someone or something as it was all too much for one person to cover, but hopefully this article was a sort of over- of the Lima Multi Users Group Conference. In closing, this was my first time to attend the Lima, Ohio Multi User Group Conference, and I was very pleased with the organization, not to mention the FREE pizza party at the end! I must congratulate Charles Good and the Lima users group for a job well done!

VENDOR LIST: ■ ■ ■ ■ ■ 9640 News, P. O. Box 752475, Memphis, TN 38175-2465 - Contact: Berry Miller (901) CaDD

Akron 99'ers, C/O Jim Harris, 2022 10th Street, Cuyahoga Falls, OH 44221 - Contact Jim Harris (216) 928-9675

Asgard Peripherals, C/O Jim Krych (AMS related only), 299 Parkway, Eastlake, OH 44094

But Mills Services, 166 Dartmouth Drive, Toledo, OH 43614-2911 (419)385-5946

CaDD Electronics, 81 Prescott Road, Raymond, NH 03077 - (603) 895-0119 Cecure Electronics Inc., P.O. Box 132, Muskego, WI 53150 - (414) 679- 4343 or 1-800-959-9640

Chicago TI Users Group, P.O. Box 7009, Evanston, IL 60204-7009 - Contact: Hal Shanafield (708) 864-8644

Cleveland Area TI99/4a User Groups, C/O Harry Hoffman, 3925 Trowbridge Ave., Cleveland, OH 44109 - Contact: John Parken (216) 331-2830

Competition Computer, 2219 S. Muskego Ave., Milwaukee, WI 53215 - 1-800-471- 1600 or (414) 672-1600

C.O.N.N.I. (Spirit of 99), 181 Heischman Ave., Worthington, OH 43085 - Contact: John Parkings (614) 891-4965

Genial Travler, Barry Traver, 835 Green Valley Dr., Philadelphia, PA 19128 - (215) 483-1379

Great Lakes Computer Group, P.O. Box 152, Roseville, MI 48066-0152 - Contact: June & Leonard Smith (810) 338-0872

Harrison Software, 5705 40th Place, Hyattsville, MD 20781-1727

Hoosier Users Group, P.O. Box 2222, Indianapolis, IN 46206-2222 - Contact: Brian Pedigo (317) 255-7381

Ktown TI Users Group, C/O E.M. Smith, 3506 Garden Dr., Knoxville, TN 37918 - Contact: E.M. Smith (615) 687-8869

Lima TI99/4a Users Group, P.O. Box 647, Venedocia, Ohio 45894 - Contact: Charles Good (419) 667-3131

L.L. Conner Enterprise, 1521 Ferry St., Lafayette, IN

▶ CONT'D FROM PAGE 10

47901 (317) 742- 8146

Media Ware Software, 2141 N.W. 64th Ave., Suite 15,
Sunrise, FL 33313 - (305) 749-4690

Mid-South (Memphis) TI99/4a Users Group, P.O. Box 38522,
Germantown, TN 38183-0522 - Contact: Gary Cox (901)
358-0667

MS Express Software, P.O. Box 498, Richmond, Ohio 43944
(412) 265-5201

Notung Software, 7647 Mc Groarty Street, Tujunga, CA 91042
- (818) 951- 2718

Pittsburgh TI Users Group, P.O. Box 8043, Pittsburgh, PA
15216, Contact: Gary Taylor (412) 341-6874

Ramcharged Computers, P.O. Box 81532, Cleveland, Ohio
44181 - (216) 243-1244 or 1-800-669-1214


RDB Enterprises, 643 Fair Ave., Shelbyville, IN 46176 -
Contact: Ricky Bottoms, 1-800-464-8851

T&S Software - Contact Cecure Electronics TI Users of Will
County, 1400 Caton Ave., Joliet, IL 60435 - Contact: Carl
Winterrose (815) 744- 5330

Kawartha 99'ers, c/o Glen Daniels, R.R. #5 Peterborough,
Ontario Canada, K9J 6X6 - Contact: John Acheson (705)
743-7751

West Penn 99'ers, c/o Mikey Cendrowski, 100 Pine St.,
Russellton, PA 15076, (412) 265-5201

The reason I put this column in the newsletter is
that it's such a good article and I couldn't write
as well as Gary did. He covered the Lima Conference
perfectly. Not everyone in the club would get to see
this if I didn't include the article here!



How many have visited Disney
World lately!

Who has an interesting vacation
story to tell? Put it in
writing for all TIers to see!



Cleveland Area User Groups
 % Harry Hoffman
 3025 Trowbridge Ave.
 Cleveland, OH 44109-1349



Check your Expiration Date
 This may be your LAST issue!

FIRST CLASS

FIRST CLASS

FIRST CLASS

FIRST CLASS

Due to the rising cost of the Newsletter:
 Newsletter only cost is \$12.00
 Full membership price - \$15.00 w/library priveleges.
 Join either club. See front cover for membership chairs.

Page	Table of Contents
01	Officers and Editorial
02	TI-Chips Minutes by Harry
03->	North Coast Minutes by Deanna Sheridan
04->	North Coast Minutes by Harry for Deanna
05 10 } 11 }	LIMA MUG Report by Gary Cox
06	RamDisk Hints by Glenn Bernasek<self taught
07->	Your Printer and FunnelWeb - Marty Smoley
08->	
09	Library Update July by Bruce RodenKirch