




# CLEVELAND AREA

## TI-99/4A USER GROUPS

OCTOBER 1993



OFFICE	TI-CHIPS	MEETINGS
CO-PRESIDENT	Glenn Bernasek 238-6335	10:00 AM
CO-PRESIDENT	Virgil Thomason 1264-7779	N. Royalton
TREASURER	Lin Shaw 235-3912	County Library
MEMBERSHIP	John Parke 331-2830 4172 N. 217th St. Fairview Pk., OH 44126	State Rd. SO. of Route 82 1/4mi EVERY THIRD SAT.
SECRETARY	** OPENING **	
DISK LIBRARY	Les Kee 238-6938	10th ANNIV. Party
TAPE & MDS	John Parke 331-2830	NOTE:-)OCT 16, 1993
HARD COPY	Harry Hoffman 631-2354	NOV 20, 1993

OFFICE	NORTHCOAST	MEETINGS
CO-PRESIDENT	Ken Gladyszewski 1357-7274	1-4 P.M.
CO-PRESIDENT	Matt Ryder 921-8223	Euclidian Room
Treasurer	Frank Jenkins 283-8526	Euclid Sq. Mall
MEMBERSHIP	Martin Smoley 1-257-1661 6149 Bryson Mentor, OH 44060	E.260th off I-90 (South) EVERY THIRD SAT.
SECRETARY	Bernie Zuckerman 381-4088	
DISK LIBRARY	Martin Smoley 1-257-1661	SNAP MEET
TAPE & MDS	Frank Jenkins 283-8526	NOTE:-)OCT 23, 1993
HARD COPY	Dick Alden 1-352-9172	4th Saturday



### From the Editor's Desk:



Hi Tiers,

FIRST, my apologies must go out to Glenn Bernasek for omitting his Executive Notes for July. Glenn is always working for the good of the TI community and putting great effort into keeping the enthusiasm of all members on an upward swing! This isn't the first time that Glenn was let down by this editor, and I'll do my best to keep it from happening again.

There's some bad news this month and some pretty good news! First, Matt Andel has retired as Librarian of TI-Chips (due to being so busy with work and college) but... Les Kee has volunteered to be the new Librarian. He has the Library and is waiting for the many calls to make up some disks for members wishing to order them for the next meeting. Way to go Les!

There is a fix for the problem of locking up at leaving the new v.5.0, 40 column Editor of FunnelWeb. (Baseline version, not the All Char version). A sector editor is required. (Disk Review in FNLWB will do, it has a great search and edit feature.) It seems that an old bug crept in when Will McGovern wasn't looking!

Here is what to look for:

You can do a file search for >3001 in the ED/40 of a copy of your Master disk. Change it to >B001. Will says, you can find it at byte 6 of sector 10 (decimal 16).

The above was in Bits,Bytes&Pixels - Lima 99er's newsletter, on freenet - Usenet under Comp.sys.ti, and Delphi TI Forum.

Very good news!!! The Lima Conference date has already been set for May 13.14 1994. One week before our regular meeting date. Cleveland will be able to bring back the news much quicker, to members unable to attend next year.

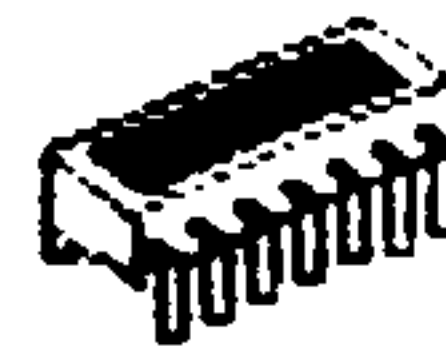
Speaking of Faires, the Chicago Fair is OCT 30th, the Milwaukee Fair OCT 31st. They are located just an hours drive apart. Call Nina at 631-2354 during the day for more information on this.

Don't forget the Tenth Anniversary Party at TI-CHIPS, North Royalton Library location at 10:00 AM on OCT. 16th. Also, the ANNUAL SWAP MEET at NORTH COAST 99ers, Euclid Square Mall location, in the Euclidian Rm., at 1:00 PM on OCT. 23rd.

See you all at the meetings.



# TI-CHIPS Executive Notes



by Glenn Bernasek

---

The July 1993 meeting was called to order a little later than usual by yours truly. It seems as though some of us are once again slipping into the "arrive-a-little-late" habit again. Please remember that some of our members do travel much longer distances to make the meeting on time.

Lin made his monthly treasurers report, and announced that the TI-Chips was still solvent.

John Parken, our membership and lending library chairman, reported that we are down to 24 paid members and that several renewals are either pending or past due. Even if the TI isn't being used much lately, isn't the friendship that we've all gained in the TI-CHIPS worth a few bucks to keep alive? If you are considering NOT renewing your membership, why not give anyone on the masthead of this newsletter a call FIRST and let us know how we might better serve you. After all, this is YOUR user group, and YOUR ideas and suggestions are welcome. If there is anything at all that we can do to make YOUR continued membership in TI-CHIPS more enjoyable, rewarding and informative, please let us know!

John also let us know that he successfully hooked a Hewlett-Packard 'DESK JET' printer to his TI! John said that the print quality and font control provided him with a "near laser" quality print-out at a much lower price. John said that he just might be reviewing the TI-99/4A - H.P. DESK JET system for us in a future edition of this newsletter.

Matt Andel reported that he will be working on logging in the disks that the Hoffmans and the Malcuits graciously produced for the TI-CHIPS during their attendance at the '93 Lima Conference. It took a lot of work and dedication to make copy after copy of useful and enjoyable programs and articles. Matt also brought in 10 "loaded disks to be raffled.

Harry Hoffman advised the group that my article on lithium batteries in the RAMdisk was published in the July issue of the MICROpendium magazine.

Harry let us in on the "secret" world of a newsletter editor. Boy, what an eye opener! What Deanna Sheridan and her successor Harry Hoffman (with lots of love and help from his wife Nina Mae) has to go through to continue to publish a super quality newsletter month after month, most

certainly qualifies as service ABOVE AND BEYOND THE CALL OF DUTY! I can't think of more deserving people for our collective appreciation! Thanks Deanna for what you have given for so many years, and Harry and Nina for what you continue to give. Yours is an act of dedication, commitment and love for your fellow TI-99/4Aers.

Harry also told us of an editorial he had received that appeared in the July, 1993 A9CUG NEWSLETTER from Atlanta, Georgia. This editorial was written by Chris Bobbitt on the Asgard Memory System (AMS) card. Chris' main complaint was that his product wasn't receiving the same attention that the competition was. This was briefly discussed, and the upshot of the comments was that authors and vendors are not always aware of what the TI community requires or wants. While new software and firmware products are most certainly welcome, many users cannot always justify the additional cash outlay for the latest routine, card or device. This is especially true when 'debugged' updates must be purchased in order to make the item we invested in workable.

The authors and producers need two things:

1. To develop a method of obtaining valuable input, from the AVERAGE user, on what is expected and/or what is wrong with the product. (User groups could make excellent BETAS for this purpose).

2. To make every effort to minimize operational "bugs" BEFORE the product is placed on the market. The users would rather lay out additional money for an IMPROVED (enhanced) update rather than buying an "update" that is really only a DEBUGGED version of the buggy original product. For example, the frustration TI users are experiencing with FIRST DRAFT. While this word processor D/F 80 format is an excellent concept for rapid operation, it was evidently released a little too early, and the average user is wondering if he/she will have to buy an "update" that will do the same things the original version was designed to do but with bugs removed. A debugged version is not an update! It is a CORRECTION!

Jack Koryta brought in enhanced copies of the '93 Lima VCB tapes which he made for the CHIPS. The Chips gave Jack a well deserved round of applause. -The tapes were turned over to John Parken, and are available for loan-out.

Continued on page 3.->





(Cont'd from page 2.)

It was heard in casual conversation that a certain local school district had recently removed "obsolete" equipment from its inventories. The removal of the "obsolete" equipment was accomplished by dumpstering or out-right destruction. I am sorry to report that all of the district's TI-99/4A systems were among the casualties. It is a shame that the TI user community either is not able or just doesn't make the effort to let the public know that, although the TI-99/4A is no longer manufactured and is no longer a match for the speed of the newest monster systems, this machine can and does provide much pleasure and education for those who cannot afford the latest computer systems. Look around; schools, libraries, hospitals and various public service agencies would probably appreciate the offer of having an easy to operate and durable computer system FREE.

Les Kee demoed DOODLER. This is a drawing software that works out of the MISSING LINK (ML) environment. Once ML is operating, DOODLER can be loaded and used to edit TI-Artist pictures or create line and shade artwork in 16

colors. From what Les showed us, DOODLER is graphics software that has capabilities far beyond what its name implies.

Dan Williams showed us what he and Les Kee have done so far with the TI-Chip's BOWLING LEAGUE SECRETARY. I am the first to say that the initial product is AWESOME! It is menu driven and has the ability to create a league, keep track of league scores, adjust for handicaps and much, much more! Dan and Les can't be expected to do this super project entirely by themselves. You don't have to know anything about programming to help. If there is a bell or whistle you feel is needed, or you notice an awkward phrase or procedure, let Dan or Les know. This is a TI-Chips TEAM project, and I know we all can have a hand in the final product that we will be rightfully proud of.

The raffle was held, and Les Kee won the 10 disks from our library.

Be sure to attend the August meeting if at all possible for Harry Hoffman will be demoing version 6.1 of DM1000. This will be a demo you won't want to miss!



#### ONE WAY TO REACH MORE TI-99ers:

Article #514, on TI Bulletin Board, Freenet.

From: dd314@cleveland.Freenet.Edu (Glenn W. Bernasek)  
Newsgroups: freenet.sci.comp.ti.general  
Subject: TENTH ANNIVERSARIES!  
Date: Fri Sep 10 00:36:25 1993

Just in case some of the Tiers in northeast Ohio have forgotten, the TENTH anniversary for the NORTHCOAST 99ers is this October and the TI-CHIPS' TENTH birthday will be this November!

We survived ten years as orphans, and we will continue to survive because of the friendships we've developed!

It's hard to believe how far the TI-99/4A community has come, on its own, in these past ten years! For a home computer that was considered to be an obsolete toy, we have seen super software, RAMdisks, HD/PDC cards, 80 columns and on and on and on. It's like the Eveready pink bunny - we just keep going and going, and we do it on our own!

The TI-CHIPS will be having a tenth birthday party of sorts at our October 16th meeting in the North Royalton county library branch (located on the West side of State Road, about 1500 feet South of Royalton Road (Route 82)) from 10:00 AM to Noon. Come help us celebrate TEN GREAT YEARS! To paraphrase Frank Sinatra: "WE DID IT OUR WAY!"

By-the-way, the celebration on October 16th will be a COMBINED celebration for the TI-Chips AND the Northcoast 99ers. Bring banners, posters, TI-99/4A and user group history, goodies and, most of all, friendships. See you then.

Glenn (dd314)  
Co-president  
TI-Chips





Nineteen members and guests were present when Co-President Walt Ryder called the meeting to order at 1:30 P.M. in the Euclidian Room of the Euclid Square Mall. Frank Jenkins gave the up-to-date Treasurer's report which shows a great balance as of Sept. 18, 1993. This included income of \$87.43 and expenses of \$89.15 since August 21, 1993. Marty reported that our membership is holding at 60 paid members after losing two during the past month.

Harry brought copies of the Chicago meeting announcement including maps as to where it is being held on October 30 and continued in Milwaukee on October 31. An outlet mall and amusement park in the neighborhood is an inducement for the family to go along.

Marty asked if anyone has any information on the problems with the First Draft Final Copy software. Ron Markus (later in the meeting) said that he has had no response to his requests for further information. He has withdrawn all copies from sale until the difficulties are worked out. Marty reported that Version 1.0 works fine but that Version 2.0 is broken.

A question was raised as to whether the club is sending any money to pay for shareware. Comments from the members were that we should not send money indiscriminately and only for specific club benefit. Any members that are using shareware should, on their own, send whatever they think appropriate.

Specifically, if our members do not use the latest version of Funnelweb there is no reason to send any contributions to the McGoverns.

A discussion followed on the use of the latest version of Funnelweb- 5.0. Some members were having difficulty with loading and using it. Comments were that you needed V. 4.4 loaded before updating to 5.0 The 80 Column version works O.K. on the Geneve, but the 40 Column program is in trouble. There will be a discussion of this in the Newsletter in the near future.

Walt discussed the problem of loading the randisk from floppies and the proper use of the disk name to copy files. Marty then brought up the problem he is having with installing the F model of DOS (RAM OPERATING SYSTEM). On several programs, including Funnelweb, when selecting them from the menu, the Randisk requests a search of Drive


1. There is no problem with the previous version. The Version 8.14F was available only at the Lima meeting. It seems the previous version was not broken but they tried to fix it. Walt suggested that there may be dirty contacts in the module port. Further suggestion was to remove the felt "wiper" in the module port which could cause improper contacts. Also wedge the "widget" to prevent it from wobbling.

According to Norb Sitter, the Erie group has 1 or 2 places open for the special Micropendium subscriptions. The Erie group has signed up for the special prices and if any one is interested Norb will bring their copies to the meeting since they do not mail them out. Micropendium has increased the price to \$3.50 per issue. The Erie group has several copies of the August to November 1992 and May to August 1993 available at \$1.00 a copy for the older ones and \$1.75 for the more recent issues.

Walt requested demos for the November meeting especially if someone would demo a Micropendium program. Harry and Les were being volunteered to fill in for November. The regular meeting was then adjourned and the demonstrations started.

Rob Minadeo demonstrated four programs that were published in Micropendium and put on a single disk with the Option 5 loader from Barry Boone. The programs were all games - Billiards, Cliff Climber - Bert/Ernie - ODE - and Solitaire. Ron mentioned that Micropendium will often provide bonus programs not mentioned in the magazine; they were added to fill up space on the disk. They are free programs, very quick to load and run and also have doc files. Ron was nice enough to bring a few disks of the programs which he gave out to interested members.

Ron was followed by Ken Gladyszewski who demonstrated a plotter printer. The printer is a Radio Shack unit which was first sold for over \$249 in 1983. Ken found one for sale at the Mansfield Hamfest for \$20. He was able to write TI programs for the plotter (after copying Marty's copy of the repair and operating manual). The unit prints on 4 inch wide paper with 4 different color pens. Under program control the unit can draw figures, graph equations, and print type. Ken demonstrated the graphics and printing capabilities (in one color) and how he programmed in TI Basic to control the unit.



**Remember, Halloween is coming up and I want you Kids to behave yourselves! Have your children watch out for you on this spooky night!!**





By Martin A. Smoley © Aug 22, 1993

6149 Bryson Drive, Mentor, Ohio 44060-2324

Once again I reserve all rights to this material as far as monetary compensation goes. Clubs or any member of the TI community may reproduce this material freely, as long as they do not make any personal, monetary profit from my work. Art Gibson and MICROpendium may also use this material freely.

## First Draft / Final Copy

This article is still being edited with FunnelWeb and printed through Final Copy version 1.0. I'm telling you that only for clarity, as far as I know, anything I demo here in version 1.0 can be used in version 2.0. So don't be afraid to try any of this stuff at home. Remember to make copies of everything and work from the copies. If you mess up your originals, you'll be very unhappy.

### "Graphics"



```
.PL 200 .....Page Length 200
.P1 0,79 ....Pica 1 column 0,79
.NF .....No Fill
.G1 DSK6.OHIO_I .....Graphic 1 = OHIO I on DSK6
.G2 DSK6.*ANCHOR....Graphic 2 = *ANCHOR on DSK6
.G3 DSK6.TANK_I .....Graphic 3 = TANK I on DSK6
.L9 27,65,8 ....set graphic line spacing to 9/in.
.GM 2,58 .....Graphic Margin 2,58
.GR 1,0,0 ...print graphic 1 in position 1
  ♪ ♪ ♪ ♪ ♪ ..use Carriage Returns to move down page
.GM 26,34....Graphic Margin 26,34
.GR 2,0,0 ...print graphic 2 in position 1
  ♪ ♪ ♪ ♪ ♪ ..use Carriage Returns to move down page
.GM 0,60 .....Graphic Margin 0,60
.GR 3,0,0 ...print graphic 3 in position 1
.␣ .....use Escape Form Feed for page up
```

What you see above and to the left in bold type is what I see at the top left of my edit screen when putting the three graphics on this page. The graphics are OHIO I (at the top left), the \*ANCHOR (middle page) and TANK I (at bottom left). Each command is followed by a brief description (in condensed print). Note: I have not included them, but all Dot Commands end with a Carriage Return.



Hey! Harry needs articles for the newsletter.

Starting at the top, I set the page length to 200 lines. I set the print to one column Pica, with a left margin of zero and 79 characters per line. The next line (.NF) means (print it as it is in the editor). The next dot command starts our graphics, "And this should be quite simple". (.G1 DSK6.OHIO I) tells Final Copy (FC), that I want to use the Instance named OHIO I as graphic number one and that I think OHIO I is located on disk number six. FC will check to see if the name and disk drive are correct. The next graphic I want to use is a Page Pro picture named \*ANCHOR which is also located on drive six. Graphic three is another TI-Artist Instance on drive six and is named TANK I. That's all it takes to use Instances or Page Pro pictures provided your graphics aren't too big. The maximum length of a graphic line is 60. This doesn't really bother me unless I am trying to put more than one graphic on a line so I won't go into that right now. You can get a little more info on this from the FC manual. "My suggestion is that you not analyze this stuff too much. Try doing it first to see if you can make it work." The next line is important. (.L9 27,65,8) is the same as ESCape A CHR\$(8), which you can and should find in your printer manual. ESC A tells the printer that you are going to set the line spacing in seventy seconds of an inch and that the Decimal value that follows (in this case 8), is the number of seventy seconds to move for each linefeed. So we are telling the printer to move 8/72 (or 1/9) of an inch for each linefeed or nine (9) lines per inch. "In the past I have been asked about problems that members were having with Extended Basic programs that wouldn't print graphics properly. The answer in many cases revolved around the understanding of this command." The dot command (.GR 1,0,0) tells FC to print a graphic, where to print that graphic and which graphic to print. (.GR) is the part that says print a Graphic. Each of the number positions that follow that are graphic positions on the page. (.GR position 1,position 2,position 3),... refers to position 1 as being left, position 2 being the middle and position 3 being right. The number that is placed in a particular position tells FC which graphic to put in that position. In the case of (.GR 1,0,0) the command is (print Graphic number 1 [DSK6.OHIO I], in position 1 [the left position] and start printing on the line where FC encounters this command. The command that precedes this one (.GM 2,58) sets the graphic margins, and is important. This command sets the left margin of all graphics printed after it, unless you change it. You should note that I have set my GM just prior to the printing of each Graphic and that they are all printed in the left position. Graphic 1 [OHIO I] is 2 spaces from the left, graphic 2 [\*ANCHOR] is 26 spaces from the left and graphic 3 [TANK I] is right at the left edge. NOTE, Because graphic lines are limited to 60, the two numbers in a Graphic Margin command cannot add up to more than 60. The Carriage Returns I show between graphics actually trail down the page and you put in as many as you need. The page up command will take a little more explaining.







By Martin A. Smoley © Aug 25, 1993

6149 Bryson Drive, Mentor, Ohio 44060-2324

Once again I reserve all rights to this material as far as monetary compensation goes. Clubs or any member of the TI community may reproduce this material freely, as long as they do not make any personal, monetary profit from my work. Art Gibson and MICROpendium may also use this material freely.

## First Draft / Final Copy

### "Graphics"

'**^**' is the command that tells my Star NX-1000II to reverse feed up the page until it gets to the original top of page and start over as if it were a new page. Note: '**^**' = Escape and '**^**' = Form Feed or Page Eject, there should not be any spaces between them. This works for Star printers from the NX-10 up. If you look at Art's NPCFG file from my last article you will find that '**^**' is used as a command character for .nl, this must be changed. FC will pass any control code that is not used by FC's Config file through to the printer. So I pulled NPCFG into FunnelWeb and changed '**^**' to CHR\$(30). You can do that or just eliminate .lz and .nl from the file. After making the change I printed the file back to the disk in Fixed format with PF and then F DSK5.NPCFG. If you are using an Epson printer, '**^**' will not work. On my newer Epson printers I use '**^**J\$' to feed up 1 line, '**^**JH' to feed up 2 lines and '**^**JL' to feed up 3 lines. I can put '**^**JL '**^**JL '**^**JL '**^**JL '**^**JL, on the same line and feed up 15 lines at once or use any amount in between to adjust the spacing. This is a very useful command and you should look it up in your printer manual and try it out. Note: '**^**JL' will feed down 3 lines. I use both of these commands quite a bit, especially to adjust graphic positions. Normally I picture my page in my mind first. I might map it out with pencil and paper. Then I throw all the graphics on the page in one pass. This will generally take me to the bottom of the page, so I page up in one form or another and start filling in my text from there. If you leave a little space around each graphic, no one will notice if it is off a little. That's much easier than trying to align text which will stick out like a sore thumb.

```
.G1 DSK6.OHIO_I .....Graphic 1 = OHIO I on DSK6
.G2 DSK6.*ATOM01 .....Graphic 2 = *ATOM01 on DSK6
.G3 DSK8.*ATOM01 .....Graphic 3 = *ATOM01 on DSK8
.G4 DSK6.PLWRT_I .....Graphic 4 = Please Write
.L9 27,65,8 .....set graphic line spacing to 9/in.
.GM 2,58 .....Graphic Margin 2,58
.GR 1,0,0 ...print graphic 1 in position 1
'^JL'^JL'^JL'^JL'^JL move down page to *ATOM01 Graphic
.GM 0,60 .....Graphic Margin 0,60
.GR 2,0,0 ...print graphic 2 in position 1
'^JL'^JH ...move back up page to second *ATOM01 Graphic
.GM 23,37 .....Graphic Margin 23,37
.GR 3,0,0 ...print graphic 3 in position 1
'^J}'^J}'^J}'^J}'^Jp move down page to PLWRT_I Graphic
.GM 0,60 .....Graphic Margin 0,60
.GR 0,0,4 ...print graphic 4 in position 3
```


What you see above is roughly what I used to print the graphics on this page. After printing all the graphics I moved back to the top of the page, set FC to print in Pica 1 column and to Fill In and justify.

Remember, I print the left column and then the right. The lesson above is that there is more than one way to move around a page, and that there is more than one way to load and use a graphic. If you send (.GR 2,2,0) to FC, it will not print two copies of graphic 2 side by side, it will print one copy twice its normal size. This makes for a handy enlarger, but you may want to print the same graphic twice, side by side. You can put a copy of the same graphic on another disk drive and load it as .G2 and .G3 as I have above, then send (.GR 2,3,0) will give you the same graphic, side by side. If you want a specific spacing (as I did), you can print the graphic, move back up and print the same graphic again. You can set your spacing exactly by setting the graphic margins (.GM), before and between the two graphics. I haven't tried it out personally, but Art seems to have allowed for the loading of nine graphics in one bunch. This gives you a great amount of enhancement power, even for a newsletter.

Note: I'll be doing some plain FunnelWeb stuff later.

## Readers!

Send me examples of things that you have done with Newsletter Printer, First Draft / Final Copy or FunnelWeb and/or any questions I may be able to answer about this subject, including Graphics or anything else. My System is a TI99/4A (no Geneve), with a Corcomp Disk Controller for DS/DD, three 5-1/4"s and one 3-1/2" Drive, two 1Meg Horizon Ramdisks, a TI-RS232 card, a Star NX-1000I Epson RX-100, SG-10, 10X, TI-99/4 Impact Printer, TI-Omni 800 and a Canon LBP8 MkIII Laser Beam Printer with FX-85 Emulation.



Marty



The meeting was opened at 10:15 AM by Glenn Bernasek, with a PLEA for someone to take over for Tim 'Chris' Bodenmiller while he is away at college. There were no takers! Virgil offered to take notes if Harry would transcribe them for the newsletter. It was agreed!

Would someone PLEASE become Secretary?

John Darken returned to the fold somewhat recuperated, thank GOD! he is still feeling some discomfort, but was a welcome sight for the members! He reported that we are holding at 25 members.

Lin Shaw gave a favorable Treasurers report, and Glenn handed him a nice check from North Coast 99ers to help us with the 10th Anniversary Party! Thank you North Coast! This will help us a lot with the party tray.

Matt Andel stopped by for a few minutes to resign as Disk Librarian, because of work and college commitments. We'll miss you Matt. Thank you Matt for all the jobs you have done for Chips! Don't stop coming to meetings if you are in the vicinity! Les Kee volunteered to take over the library. Thank you, Les. Les will be glad to make up any disks ordered and bring them to the meeting!

Bob Fisher brought his system in to sell, as he is out of work and needed ready cash. All was sold! Sorry to

see you in such a predicament, Bob.

Glenn gave Chris Bodenmiller a 'Certificate of Appreciation' via Ron Markus, our resident vendor.

Les Kee gave a demo from a program, written by Jim Lesher, taken out of MICROpendium and as always enhanced a little by Les. First, he loaded TML (The Missing Link), then the program that makes concentric circles. By changing parameters, he made different patterns. It was quite impressive!! Remember the challenge that Les gave the club! Using this program... change it and draw a circle cut up into pie slices and have one or more slices separate from the body of the circle. Color enhancements can be used, also! You have an extra month to work on this, as we are having a party this month!!

Harry gave a quick demo of the ALLCHARS editor from the v.5.0 FNLWB disk. Using the IBM mode of your printer, and printing ONLY from the DF (Print File) of the editor. It's a neat program update for FunnelWeb v.4.4, which is required to run both the ALLCHAR and the Basic 40 col. Editor v.5.0.

The drawing of ten full disks was won by none other than Curt Gadd! Congratulations Curt!



## TEN COMPUTER COMMANDMENTS

1. Ye shall not attach computer disks to the refrigerator with magnets.
2. Ye must not insert thy fist into the computer screen!
3. Ye must not spill coffee in thy keyboard or printer!
4. Ye shall not store thy fire axe in the same room as thy computer!
5. Ye must remember to save BEFORE you turn thy computer off!
6. Ye shall not ask where 'Any Key' is.
7. Ye shall not format your source disk!
8. Ye must not compute during lightning storms!
9. Ye shall not do a disk copy from thy target disk to thy source disk!
10. Ye shall not justify thy \$2,000 computer purchase by purchasing games!

This was Bruce Rodenkirch, via Garry, N6RQ5@KE6LW.#NOCAL.CA



# FROM THE: GREATER AKRON 99ERS NEWSLETTER

## INTRODUCTION TO FNLWB EDITOR

VERSION 5.0

by Jim Harris

Version 5.0 of the Funnelweb Editor arrived from Dr. Good shortly after the MUG conference at Lima. This was marked as the late June 1993 edition and in the "CGREADIST" comments on the disk, Dr. Good states that all the known "bugs" have been fixed.

The disk is designed as an addendum to the Editor on the FNLWB 40 column Version 4.40 and contains two separate editors, several character files, several HELP files, and three files of documentation.

I printed out and read all the "DOCS" files, which describe the procedure to configure and install the Editor files into the 40 column Version 4.40 of FNLWB. Dr. Good's recommendation to install the ALL CHARACTERS Editor first was followed.

I renamed the ED/ACHB and EE/ACHB files to EB and EE and transferred them to my 40 column Ver 4.40 disk along with all the HELP and CHAR\*x files. Then I reviewed the CONFIG/ED file and added my printer commands to lines 10 and 11. I then ran the INSTALL/ED program to add my choices to the EB file and I was in business.

To access all the special characters available to you in this new Editor, requires a little different loading technique. Running the LOAD program brings up the familiar Funnelweb introductory screens. Selecting TEXT EDIT and holding down the space bar while it loads brings up three additional screens. The first offers the choice between Word Processing and Program Editor (ED/ASH) programs. Selecting # 1 brings up another screen offering three choices. Selecting # 3, the ALL CHARACTERS, gives access to the special characters available through P(rint)F(ile) from the Editor with the printer set in its IBM mode. The third screen gives choices of foreign languages with the default being USA English.

Following these selections, the COMMAND line appears with an added feature, the H(elp) choice. Entering H and pressing "Enter" begins the display of nine HELP screens covering most of the TI-Writer features plus the special character list and three screens of ED/ASH features.

The DOCS include instructions for creating your own HELP screens and incorporating them into this group. These screens are cycled using the A and Q keys. Once a HELP screen is selected, you can go back and forth between the Editor and that particular screen using FCTN 9 without searching for it on each transfer.

While in the Editor, access to the special characters is gained by using CTRL", then selecting the key stroke for the characters shown on that Help screen. Some characters are also available through the CTRL U route. These can be printed with the associated text only through the P(rint)F(ile) mode not the Formatter.

Several new features are now available to 40 column users that have been available to 80 column users for some time. One is the S(how)D(irectory) screen which now looks very similar to the DISKREVIEW screen. When first selected, the field is blank awaiting your indicator of disk desired. Entering disk numbers in sequence loads the field with file names on each disk selected.

A one-time view of each file is available through the V(iew) key. The space bar will select a work file and display it as the Work File at the bottom of the screen. The T-key will select a Temporary file and display it as the Temporary File at the bottom of the screen also. Use of the Temporary file designation allows you to add things from that file to the work file without losing the work file designation at the command line.

Special key functions have been added also. CTRL H and J transport the editor from top to bottom of the work file with single key strokes. A number placed on the



command line will transport the editor to that line number bypassing the S(how)L(line) requirement.

Moving lines is now a breeze. While at the command line, the text in the editor can be moved with the Move keys to search the text for line numbers desired, eliminating the necessity for remembering or recording these lines in advance and the action is instantaneous.

A "Freeze" command (CTRL F) inserts a solid horizontal separator line in the text at the line number where the command is initiated, freezing the text below that line but allowing free movement of the entire text above it. This allows a search of the entire document with the move keys (including FCTN 5) while holding part of it frozen.

There are new Load/Save functions including an Append mode which will help editing or constructing very long files. These are explained in the Help file.

QQ at the command line gives an instant return to FNLNB for selection of Formatter or other choices. FCTN 7 in the Formatter mode allows a file selection from any selected disk using the space bar as a marker but display of the selection is not apparent until cursor movement is initiated in the Formatter.

Margin release, CTRL Y, now releases both left and right margins. CTRL V moves the cursor to the left margin and CTRL Z moves it to the right margin. CTRL X kills text from the cursor to the end of that line.

The All Characters editor is a welcome addition to an already superb word processor program.

The second Editor file contained within the V 5.0 disk (ED/40 and EE/40) deals with a multilingual capability. Selecting a specific language from the third screen in the loading process allows selection of those characteristics peculiar to specific foreign language. For example, accent marks over French vowels, or reversed

? on Spanish question statements.

However, full use of this program requires printing the text through a Euro/Writer Formatter which TI released in Europe in 1983 and is not generally available in this country. Dr. Good notes that it is not included on this disk but is available on disk in the Lima Users Group Library. Even with that disk, booting it requires using the TIW module also.

The following are my operational comments. I have the program loaded on my RAM disk and the performance of the ALL CHARACTER version is flawless. The Euro/Wr works in the Editor mode, however, when executing the QQ to exit to the title screens, the Computer locks up.

Since I do not have the European Formatter and have little anticipation for foreign correspondence, this is not a handicap I cannot live with.


I have transferred the program from my RAM disk to a floppy disk to make it available to others in our user group. When I tried to operate the program from the floppy disk, all went smoothly until I tried exiting to the Formatter using the QQ mode and later using the Q(uit) then E(xit) mode and each time the computer locked up.

This is one of the "bugs" Dr. Good encountered in his demonstration at the Lima MUG in May of this year and is evident on the Video tape of that event we received.

Since the disk that I received was marked mid June 1993, I assumed that it was a later one than that used in the Lima demonstration. Also Dr. Good's note indicated that all obvious "bugs" appeared to be corrected, so I was surprised by this flawed operation.

Nevertheless, reloading the Formatter each time a transfer from the Editor is required for those using a floppy disk, is a small inconvenience considering all the good things available in this latest Editor.

Cleveland Area User Groups  
% Harry Hoffman  
3925 Trowbridge Ave.  
Cleveland, OH 44109-1349



Check your Expiration Date  
This may be your LAST issue!

FIRST CLASS

FIRST CLASS

FIRST CLASS

FIRST CLASS

Due to the rising cost of the Newsletter:  
Newsletter only cost is \$12.00  
Full membership price - \$15.00 w/library priveleges.  
Join either club. See front cover for membership chairs.

Don't Forget: OCTOBER 16th, 10th ANNIVERSARY  
**PARTY ! at 10:00 A.M.**  
at the NORTH ROYALTON County Library - on...  
STATE Rd. 1/4 mi. South of Rt. 82

Don't Forget: OCTOBER 23rd, at 1-5 P.M.  
**Annual Swap Meet ! !**  
by: The North Coast 99ers,  
at the Euclid Square Mall - Euclidian Room  
Between Babbitt Rd. & E. 260th So. of SR. 90



HAPPY

HAUNTING HALLOWEEN

OCTOBER 31, 1993

