

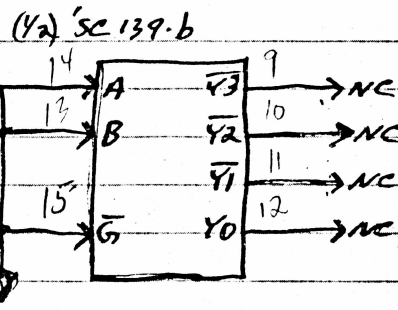
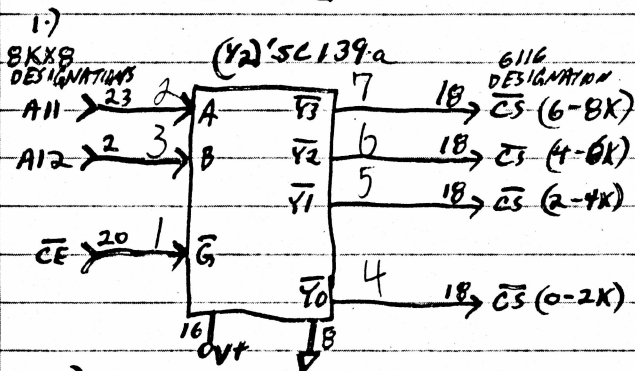
12/23/82 - KLUDGE (2Kx8) x4  
 PCE REPLACEMENT FOR (1) 8Kx8

8Kx8


2Kx8

1	NC	V+	28
2	A12	WE	27
3	A7	CE	26
4	A6	A8	25
5	A5	A9	24
6	A4	A11	23
7	A3	OE	22
8	A2	A10	21
9	A1	CE	20
10	A0	D7	19
11	D0	D6	18
12	D1	D5	17
13	D2	D4	16
14	D3 GND	D3	15

1	A7	V+	24
2	A6	A8	23
3	A5	A9	22
4	A4	WE	21
5	A3	OE	20
6	A2	A10	19
7	A1	CS	18
8	A0	D7	17
9	D0	D6	16
10	D1	D5	15
11	D2	D4	14
12	GND	D3	13



2.) PIN MOD



\* PINOUTS OF '54LS139 IDENTICAL TO 74LS139

3.) SEQUENCE

A.) GET "DUD" 28 PIN + "STRIP" INSIDES

B.) SOLDER 24 PIN 6116'S ON PACKAGE S/T PINS

1, 2, 27, 4, 28 ARE CLEAR OF 6116.

• LEAVE PINS 23 + 20 FREE ON THE 28 PIN PACKAGE  
 • LEAVE PINS 21 + 18 FREE ON THE 6116'S.

C.) SOLDER PINS 21 TOGETHER ON ALL 6116'S + THEN SOLDER THEM TO PIN 27 OF THE 28 PIN PACKAGE.

D.) SOLDER THE '54LS139 ON TOP OF PACKAGE + CONNECT ALL LINES AS APPROPRIATE

WORK OF:

DATE:

I witness this document and understand its contents.

I witness this document and understand its contents.

NAME

Date

NAME

Date

I saw the tests made

(Initial if yes)

I saw the tests made

(Initial if yes)